



# Switzerland's Economic Impact in the United States

## **Creating Jobs and Supporting the U.S. Economy**

# TABLE OF CONTENTS

Ambassador's Foreword	3
Executive Summary	4
I. Swiss Direct Investment in the United States	8
II. Swiss Direct Investment Worldwide	9
III. The Swiss Apprenticeship Model's Impact on the U.S. Economy	10
IV. Impact of Swiss Affiliates in the United States	12
V. U.S. Trade with Switzerland	18
VI. Swiss Travel to the United States	19
VII. Sister Cities between the United States and Switzerland	20
Swiss Economic Impact in the United States	21
Swiss Economic Impact in Individual States	22
Swiss Business Hub USA	74
Methodology	76

# AMBASSADOR'S FOREWORD



This publication offers an opportunity to reflect on the enduring ties between Switzerland and the United States, two nations united by shared values and a deep commitment to innovation and collaboration. Our relationship, built over centuries, presents a model of international partnership—and the pages that follow provide compelling evidence of this.

Economic ties between Switzerland and the United States stretch back to the early 19th century, when Swiss settlers began arriving in large numbers. Settling across the American Midwest and beyond, they brought with them traditions, skills, and know-how in agriculture, machinery, and craftsmanship. These contributions laid the groundwork for a partnership that continues to thrive. Contemporary communities with living Swiss traditions across the United States stand as reminders of these early influences and the shared history that unites us.

Over time, Switzerland's impact in the United States has evolved from rural homesteads to boardrooms, laboratories, and cutting-edge factories. Today, our collaboration is more dynamic and impactful than ever. Switzerland is now the 6th largest source of foreign direct investment, with cumulative investments exceeding \$350 billion. Swiss companies directly support 400,000 U.S. jobs, with an average salary of more than \$131,000 a year. These Swiss enterprises are active in all 50 states, extending beyond the Midwestern regions that the first Swiss-Americans called home. Coupled with our balanced trade in goods and services, this robust and reciprocal investment relationship strengthens our two nations and their urban and rural communities alike.

Switzerland has also partnered with the United States to build a skilled workforce. The 2024 renewal of the Memorandum of Understanding on apprenticeships, originally signed in 2018, enables Swiss companies to expand vocational training programs across the country. These initiatives give young Americans a debt-free path to career success, offering the opportunity to gain valuable work experience while earning a competitive salary. Modeled on Switzerland's globally recognized dual education system, these programs enhance talent acquisition and workforce dynamism across major industries in the United States, benefiting both countries.

Beyond capital investment, trade, and vocational training, scientific and research collaboration is another cornerstone

of our relationship. Switzerland is the largest investor in research and development (R&D) in the United States, with spending just shy of \$15 billion per year. Swiss and American research institutions and universities are partnering to address some of the most pressing challenges of our time. From advancing quantum technology and artificial intelligence to tackling climate change, our joint efforts are unlocking new possibilities and ensuring that both countries remain at the forefront of global innovation.

Our close ties also enhance Switzerland's security and strengthen its economic and industrial integration with the United States. Switzerland's 2020 decision to procure F-35 fighter jets and Patriot missile defense systems from the United States underscores the trust and shared priorities between our nations. This agreement reflects a strategic investment in technology, security, and industrial collaboration that benefits both countries.

While it is important to celebrate past achievements, the future of Swiss-U.S. relations is what excites me the most. The opportunities ahead—whether in fostering resilience and sustainability, driving innovation, or deepening our economic ties—are vast. Switzerland remains committed to this partnership and ready to contribute its expertise, resources, and innovative spirit to the challenges and opportunities ahead.

By building on our shared legacy and embracing the pioneering spirit of those who came before us, I am confident that Swiss-U.S. relations will continue to thrive for generations to come. Like the first settlers who pushed forward into uncharted lands, we now face a new frontier. Together, we can forge a future defined by bold innovation, dynamic partnerships, and transformative investments to ensure that our transatlantic bond remains a beacon of progress. Let us seize this moment to venture into new areas of discovery and, together, to create the next chapter of Swiss-U.S. economic success.

## **Ralf Heckner**

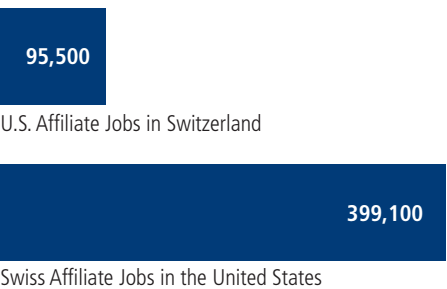
Ambassador of Switzerland to  
the United States of America

# EXECUTIVE SUMMARY


## Swiss Investment Strengthens the U.S. Economy

- \$352 billion in cumulative investment, 6<sup>th</sup> largest
- \$15 billion in R&D spending, 1<sup>st</sup> largest
- 399,100 Swiss-affiliated jobs, 7<sup>th</sup> largest
- 22,500 R&D jobs, 5<sup>th</sup> largest
- \$131,100 average salary, 1<sup>st</sup> among large investing countries
- 189,000 manufacturing jobs, 6<sup>th</sup> largest
- \$19 billion in goods exports from Swiss-affiliated companies in the United States, 6<sup>th</sup> largest
- \$4 billion in U.S. income taxes, 5<sup>th</sup> largest

## Affiliate Employment in Switzerland and the United States 2022



## Top Average Salaries at Foreign Affiliates in the United States 2022



**Swiss firms strengthen the U.S. economy and represent a substantial economic presence in the United States.** Large Swiss firms, together with many smaller Swiss companies, contribute substantially to the economic well-being of the United States. They support hundreds of thousands of American jobs. Switzerland is also a major export destination for U.S. goods and services, which generate billions of dollars in sales by U.S.-based businesses every year.

**In 2022, Swiss affiliates supported 399,100 U.S. jobs nationwide at an average salary of \$131,100.** Swiss firms topped the list in annual salaries paid to U.S. workers by foreign firms among large investing countries. Swiss firms accounted for 189,000 U.S. manufacturing jobs, composing seven percent of all foreign-affiliated manufacturing jobs in the United States in 2022. Chemicals and food were the largest Swiss manufacturing sectors by employment in the United States in 2022. Swiss services firms also employed 187,100 Americans in 2022. Swiss finance and insurance firms in the United States employed 59,000 workers, second only to Canada among foreign investing countries.

**Switzerland is one of the largest foreign investors in the United States.** As of the end of 2023, Switzerland had invested \$352 billion cumulatively in the United States and ranks as the United States' sixth-largest foreign direct investor. Swiss investment rivals that of other large foreign investors with much larger economies and populations, including France and Australia. In fact, the United States receives more than one-fifth of all Swiss direct investment abroad and is Switzerland's largest investment destination. Swiss affiliates paid \$4 billion in U.S. income taxes in 2022, the fifth largest among foreign companies operating in the United States.

**Swiss firms spent nearly \$15 billion on research and development (R&D) activities in the United States, ranking first among all foreign investing countries in 2022,** the latest year of available data from the U.S. government. Swiss companies are active investors in R&D in the manufacturing, wholesale, retail, and services sectors of the U.S. economy. They are particularly significant contributors in pharmaceuticals and medicines and food manufacturing. To bolster their U.S. investments, Swiss affiliates supported nearly 23,000 R&D-related jobs in the United States.

**Switzerland ranked seventh among foreign countries in value added, generating \$77 billion for the U.S. economy in 2022.** By the end of 2022, Swiss affiliates had invested \$120 billion in gross property, plant, and equipment in the United States.

**Swiss firms generate American jobs in every state.** More than 500 Swiss companies have operations in the United States. Many have multiple affiliates in numerous states, accounting for a total of more than 4,000 affiliates.

# EXECUTIVE SUMMARY

Trade is also an integral part of the business relationship between the United States and Switzerland. Swiss firms shipped about \$19 billion in goods from their U.S. operations in 2022, amounting to 4 percent of all foreign-affiliated merchandise exports from the United States to the world. **In 2023, U.S. merchandise exports to Switzerland totaled close to \$28 billion**, making it one of the top 20 export markets worldwide for the United States. U.S. firms ship a variety of goods to Switzerland, ranging from primary metals and chemicals to transportation equipment and computers. Nearly 60,000 U.S. jobs were supported by goods shipped from the United States to Switzerland.

Overall bilateral trade is balanced when services trade is considered, as the United States enjoys a substantial services trade surplus with Switzerland. **The United States exported nearly \$50 billion in services to Switzerland in 2023.** Representing 5 percent of U.S. services exports worldwide in 2023, Switzerland was the fourth-largest market for U.S. services, ahead of larger markets, including China, Japan, and Germany. Exports of services from the United States to Switzerland supported some 217,000 U.S. jobs in 2023.

The amount of travel between Switzerland and the United States is economically beneficial for both countries. After a substantial drop in international travel due to the COVID-19 pandemic, travel is rebounding. **In 2023, nearly 400,000 Swiss visitors traveled to the United States. They spent an average of \$5,100 per trip during their visits to the United States, one of the highest of any country level travel spending.** These visitors supported an estimated 13,400 American jobs.

More than a dozen direct flights between the United States and Switzerland help to facilitate travel between the two countries.

## U.S. Trade with Switzerland Bolsters the U.S. Economy

- \$50 billion in U.S. services exports, 4<sup>th</sup> largest
- 217,315 U.S. jobs supported by services exports
- \$28 billion in U.S. goods exports, 18<sup>th</sup> largest
- 59,248 U.S. jobs supported by goods exports
- \$91 billion in services sold through U.S. affiliates in Switzerland, 8<sup>th</sup> largest

# SWISS ECONOMIC IMPACT IN THE UNITED STATES

**\$352 BILLION**

**6<sup>th</sup> largest foreign investor in the United States (2023)**  
**A significant contributor in chemicals, food manufacturing,  
and financial services**

**\$14.7 BILLION**

**1<sup>st</sup> among investors in R&D (2022)**  
**A leading partner in pharmaceuticals and medicine research**

**399,100 JOBS**

**7<sup>th</sup> largest foreign employer in the United States (2022)**  
**6<sup>th</sup> largest foreign employer in manufacturing jobs in the United States (2022)**

**\$131,100 AVERAGE SALARY**

**1<sup>st</sup> among large investing countries (2022)**  
**Swiss companies pay very competitive salaries**

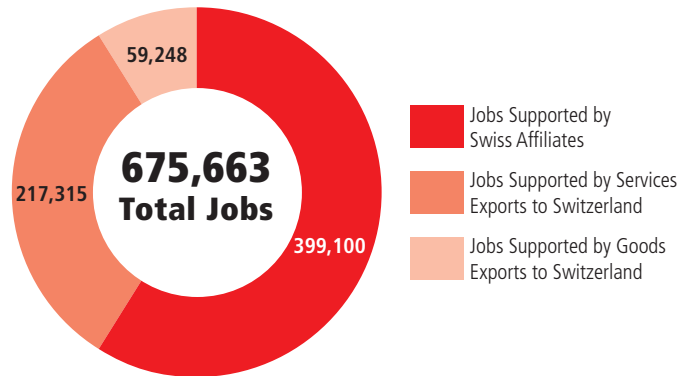
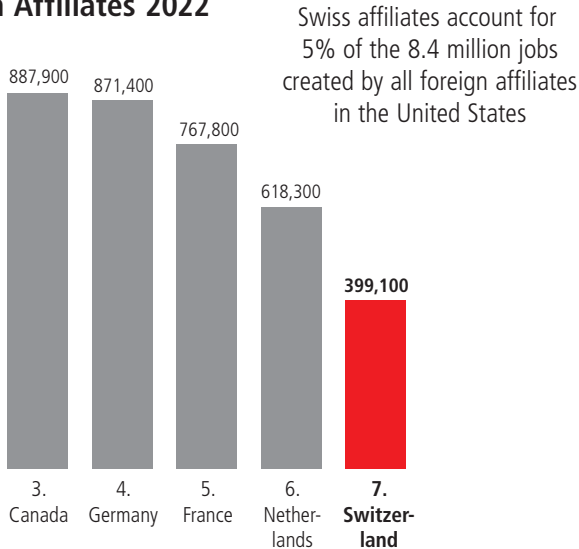
**\$4.0 BILLION**

**5<sup>th</sup> in income taxes paid by foreign affiliates (2022)**  
**Swiss companies contribute significantly to U.S. taxes**

# SWISS ECONOMIC IMPACT THE UNITED STATES

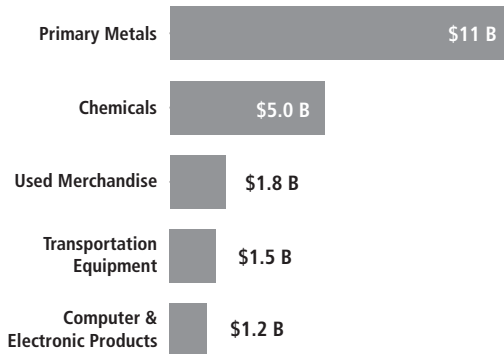


## Employment Supported by Foreign Affiliates 2022



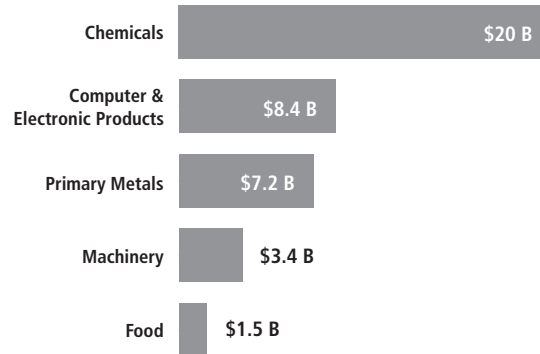
## Top Exports of Goods by Industry from the United States to Switzerland 2023

Total Export Value of Goods = \$28 B



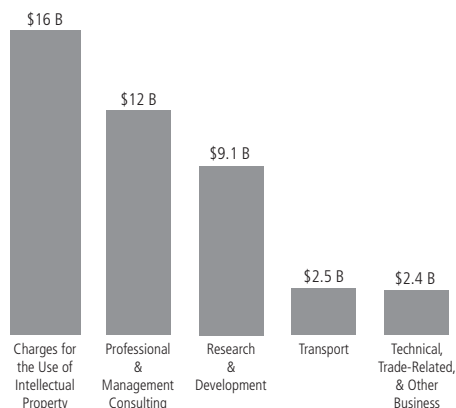
## Top Imports of Goods by Industry from Switzerland to the United States 2023

Total Import Value of Goods = \$52 B



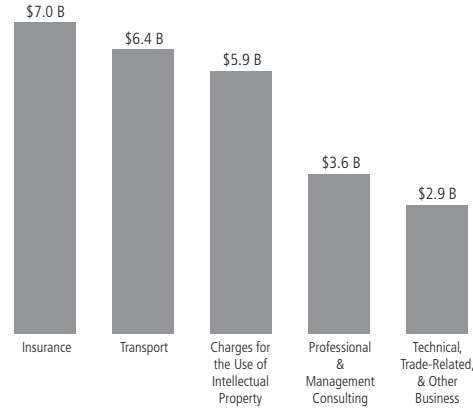
## Top Exports of Services by Industry from the United States to Switzerland 2023

Total Export Value of Services = \$50 B



## Top Imports of Services by Industry from Switzerland to the United States 2023

Total Import Value of Services = \$31 B



Note: Each indicator reflects the most recent U.S. government data available.

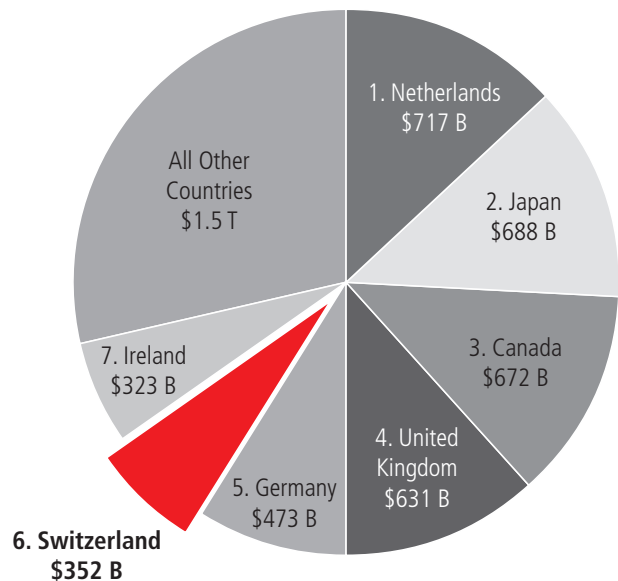
# I. SWISS DIRECT INVESTMENT IN THE UNITED STATES

## Swiss Cumulative Direct Investment Tops \$350 Billion

Switzerland is the sixth-largest investor in the United States. Swiss companies have a long history of investing in the large and diversified U.S. economy, which offers domestic and foreign firms extraordinary business opportunities. States and localities nationwide vigorously vie for investment from Swiss firms, which brings skilled, and often highly paid, jobs to their communities.

With \$352 billion in cumulative investments by year-end 2023, Switzerland accounted for 7 percent of the \$5.4 trillion in foreign direct investment in the United States (FDIUS). By the end of 2023, Switzerland and 6 other countries made up more than 70 percent of all foreign direct investment in the United States.

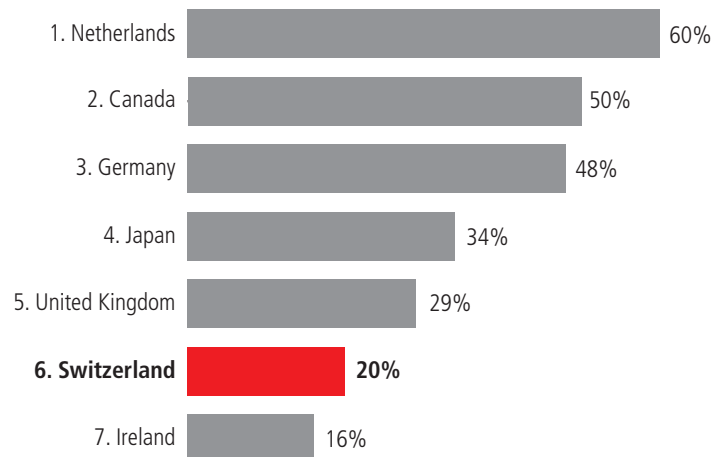
## Cumulative Foreign Direct Investment in the United States by Country through 2023



## Swiss Cumulative FDIUS up by 20 Percent over Five Years

Of the seven countries with the highest cumulative foreign direct investment in the United States, Swiss investments rose by 20 percent between 2018 and 2023, posting the sixth-fastest rate of growth. Investments from the Netherlands grew the fastest, expanding 60 percent during the same period, followed by Canada. Swiss investment growth also outpaced investments from Ireland between 2018 and 2023. Switzerland is among the top three per capita direct investors in the United States.

## Growth of Cumulative Foreign Direct Investment in the United States by Country 2018-2023





## II. SWISS DIRECT INVESTMENT WORLDWIDE

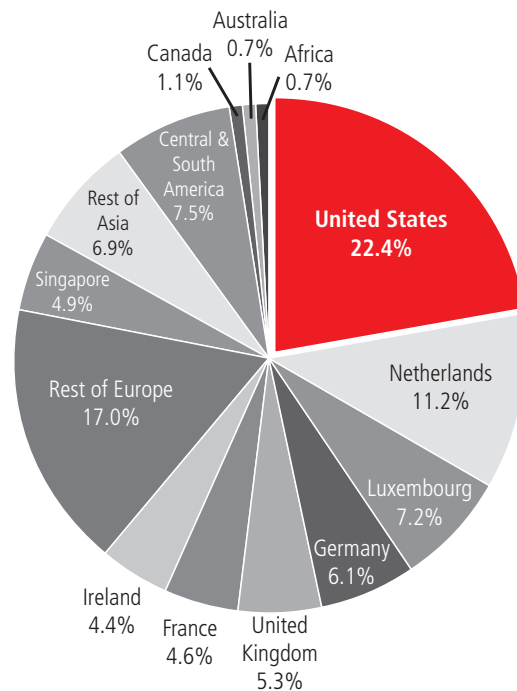
### United States is Top Destination for Swiss Direct Investment Abroad

The United States is by far the most important destination for Swiss foreign direct investment. By the end of 2023, the United States received more than one-fifth of total outward Swiss investment stock. Swiss investment in the United States was more than twice the size of Swiss investment in the Netherlands, the second largest recipient of Swiss investment.

Luxembourg, Germany, and the United Kingdom all received more than 5 percent of Swiss direct investment. In total, European countries were the recipients of 56 percent of Swiss direct investment through 2023.

At nearly 5 percent, Singapore was the largest destination of Swiss direct investment in Asia.

### Swiss Direct Investment Abroad by Country and Region through 2023

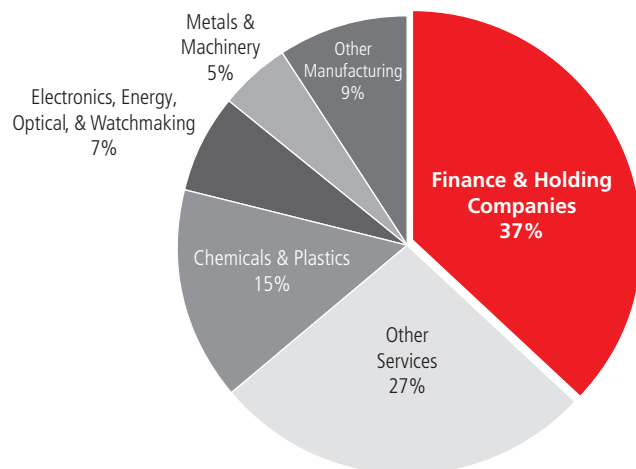


### Finance and Holding Companies Account for Largest Share of Swiss Direct Investment Abroad

Finance and holding companies is the largest sector for Swiss direct investments abroad, making up 37 percent of total Swiss investment overseas through 2023. The largest sector within finance and holding is insurance companies, with 8 percent. An additional 27 percent of Swiss investment is in other services.

Chemicals and plastics is the largest manufacturing sector for Swiss direct investment at 15 percent through 2023. Electronics, energy, optical, and watchmaking companies received 7 percent of Swiss direct investment, while metals and machinery received 5 percent.

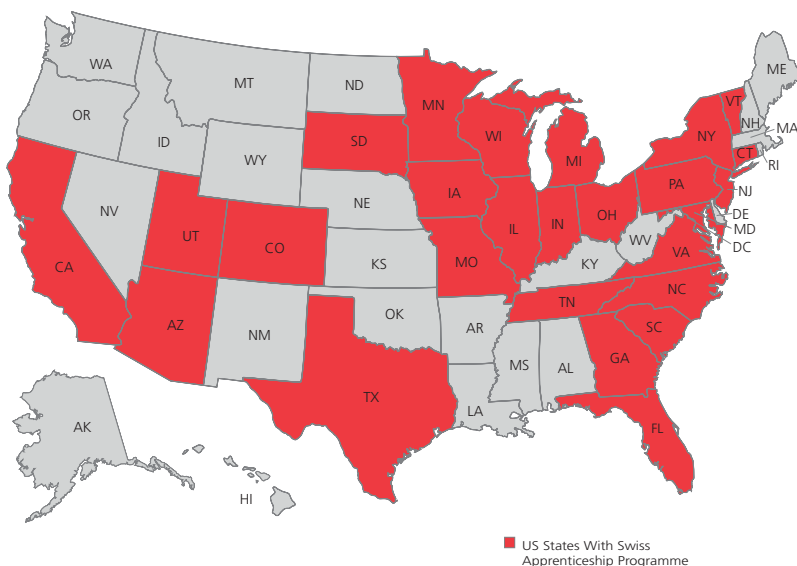
### Swiss Direct Investment Abroad by Industry through 2023



### III. THE SWISS APPRENTICESHIP MODEL'S IMPACT ON THE U.S. ECONOMY

**In Switzerland, two-thirds of all students make the choice to start their careers with an apprenticeship.** At the age of 15-16, they can choose from a large number of career paths: there are around 240 professions, across all industries, which offer apprenticeships. Apprenticeships are a central pillar of Switzerland's economic prosperity and offer great career opportunities. Two of the seven ministers on the Swiss Federal Council, the highest executive body of the Swiss Confederation, have gone through an apprenticeship program, as have countless CEOs.

**Swiss companies are replicating this in the United States.** In this model, the apprentices enter the workforce after high school, work, learn, and receive a good salary. It is often referred to as college without the debt. For the companies it is an investment in the future, including their own future workforce. They work together with local community colleges to establish teaching curricula, and some have inspired U.S. companies in their regions to adopt a similar apprenticeship model. The retention rate is impressive: most apprentices stay with the company after completing their program.



On 23 October 2024, Switzerland and the United States of America renewed their Memorandum of understanding (MoU) to expand and strengthen apprenticeships in both countries. The agreement builds on the cooperation in the field of vocational education and training that has existed for several years between Switzerland and the USA. The collaboration was established with a joint declaration in 2015 and then institutionalized through a three-year MoU in 2018 and another in 2021. Specifically, the MoU promotes the exchange of ideas and best practices through study tours and official delegation visits, the mobility of talent and apprentices and the experience of Swiss companies committed to training apprentices in the U.S.

### III. THE SWISS APPRENTICESHIP MODEL'S IMPACT ON THE U.S. ECONOMY

**Example of Swiss-style apprenticeship academies and programs in the U.S.**

**Bühler Inc. in Plymouth, MN – Food Processing and Advanced Materials:** Bühler is a Swiss family enterprise with over 160 years of experience and a global impact in food processing and advanced materials. Through the Bühler Apprenticeship Academy based in Minneapolis, students can engage in a mechatronics technician program (3 years) or business apprenticeship program (2 years). The program is certified by the Industry Consortium for Advanced Technical Training (ICATT) and apprentices earn an associate degree from Hennepin Technical College while gaining valuable experience working at Bühler.



Bühler Mechatronics Technician Apprentices

**Stadler Rail in Salt Lake City, UT – Train Manufacturing:** Stadler is a Swiss company headquartered in Bussnang who has been building trains for 75 years. They recently expanded their facility in Salt Lake City where they started a Swiss-style apprenticeship program in 2019 called TRAC (Talent Ready Apprenticeship Connection). TRAC at Stadler is a 3-year program, either in an Automatic Electrical Technician program or Production Technician program. Stadler partners with local high schools and with the Salt Lake Community College.

**Acutronic Group in Austin, TX – Aerospace Components:** Swiss Group Acutronic is a global market leader in high-performance motion simulation and test equipment for the aerospace industry. In 2024, the company inaugurated its new Aerospace Components Division Headquarters in Texas and launched the Acutronic Apprenticeship Alliance, a first of its kind program which is registered by the U.S. Department of Labor.

**Zurich Insurance – several U.S. locations – Insurance, Business, IT, Cybersecurity** Zurich is a Swiss company with 150 years of experience managing risk and providing insurance for businesses and customers around the world. In the U.S., the Zurich Apprenticeship program became the first of its kind to be certified by the U.S. Department of Labor in 2016. They were recognized as an Apprenticeship Ambassador company in 2022. Zurich Insurance also co-founded the Chicago Apprenticeship Network together with Aon and Accenture. Their apprenticeship offer spans across U.S. states from New Jersey to Atlanta, Chicago, and South Dakota with many options such as Insurance Underwriting and Claims, Human Resources, IT, and Cybersecurity.

**Apprentices at Swiss companies in the United States work in over 25 different professions, including in:**

- IT/Cybersecurity
- Mechanical and Industrial Engineering
- Mechatronics
- Logistics Coordination
- Accounting
- General Insurance
- Commodity Trading

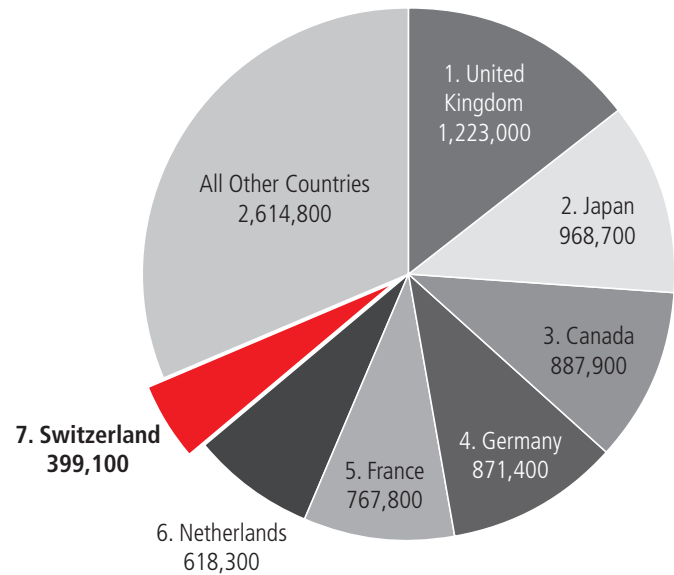
# IV. IMPACT OF SWISS AFFILIATES IN THE UNITED STATES

## Swiss Affiliates Support Nearly 400,000 U.S. Jobs

Swiss affiliates create hundreds of thousands of U.S. jobs. In 2022, Swiss investments supported nearly 400,000 jobs across the United States, representing 5 percent of the 8.4 million jobs sustained by all foreign affiliates. Switzerland ranked behind four European countries, Japan, and Canada.

Switzerland, together with the six other largest foreign employers in the United States, accounted for nearly 70 percent of all jobs supported by U.S. affiliates of foreign companies.

## Top Countries in Employment by U.S. Affiliates 2022

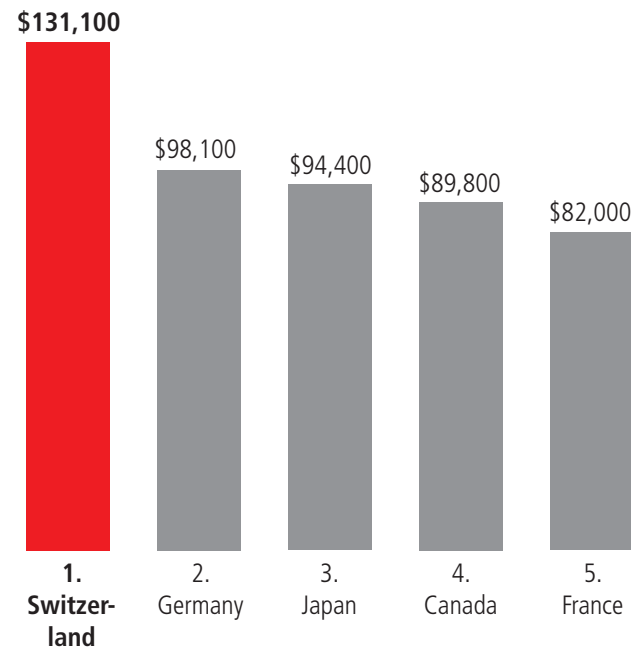


## Average Salary at Swiss Affiliates Exceeds \$130,000

Among the largest countries by affiliate employment in the United States, Swiss firms paid the highest average salary, surpassing firms from Germany, Japan, Canada, and France.

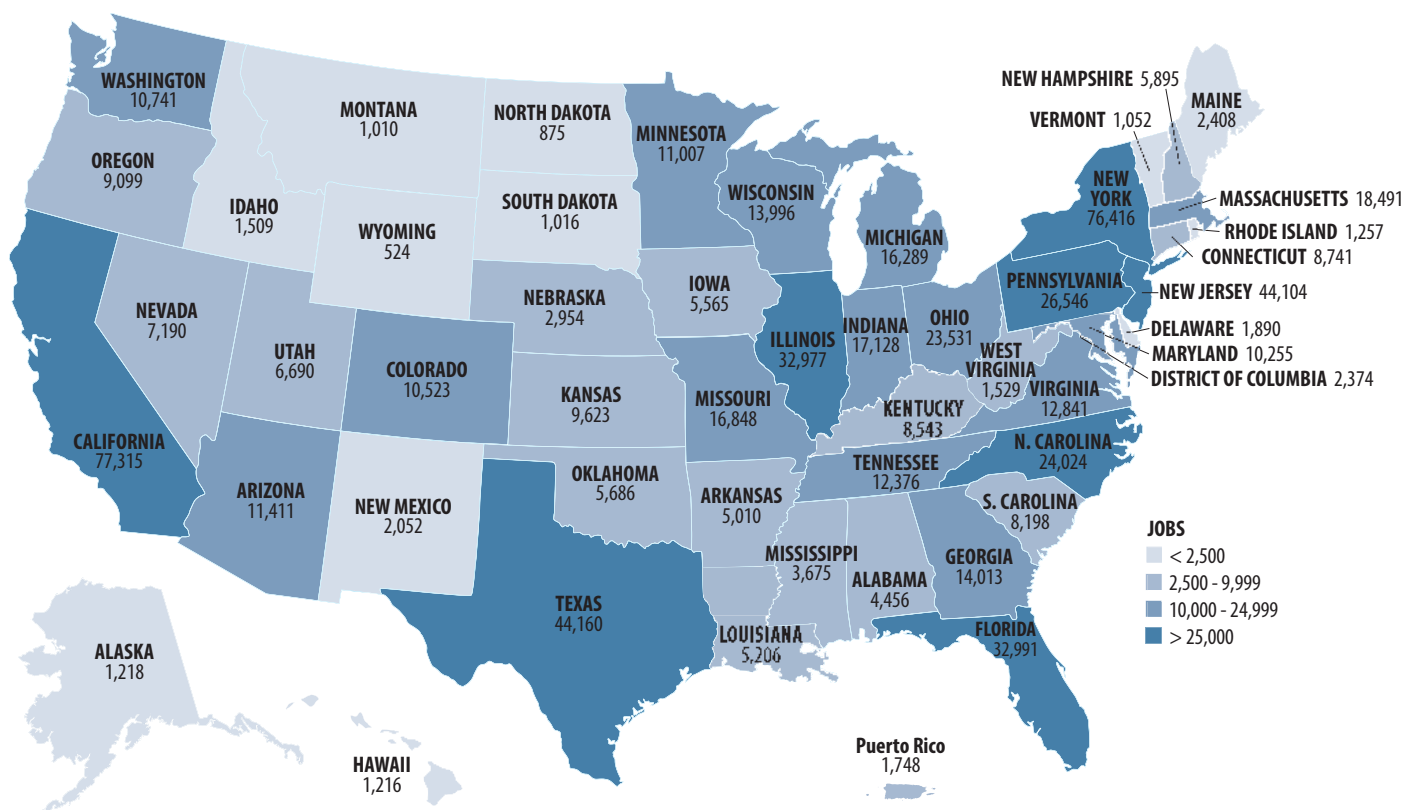
U.S. workers at Swiss companies earned an average salary (wages + benefits) of \$131,100 in 2022, some \$48,000 more than the nation's private sector average salary of \$83,600. In 2022, Swiss affiliates accounted for a payroll of \$52 billion, the sixth-largest among all foreign-investing countries.

## Top Countries in Average Salaries Paid in the United States 2022



## IV. IMPACT OF SWISS AFFILIATES IN THE UNITED STATES

### Swiss Economic Impact on Employment by State



### Swiss Investment and Trade Sustain Some 675,000 U.S. Jobs

Swiss businesses contribute to U.S. employment in three primary ways: jobs at U.S. affiliates of Swiss companies; jobs supported by U.S. exports of services to Switzerland; and jobs tied to U.S. exports of goods to Switzerland. According to the latest data, a combined 675,700 U.S. jobs were supported by the strong bilateral trade and investment relationship between the United States and Switzerland.

Swiss affiliates accounted for 399,100 of these jobs, followed by 217,300 U.S. jobs supported by services exports to Switzerland, and 59,200 U.S. jobs supported by goods exports.

### Every State in the Nation Benefits from Swiss Trade and Investment

Swiss trade and investment support tens of thousands of jobs in states including California, New York, Texas, New Jersey, and Florida. In California alone, Swiss firms supported more than 77,000 jobs for Californians. Smaller states also gain from Swiss trade and investment, which bolsters more than a thousand jobs in states such as Alaska, South Dakota, and Montana.

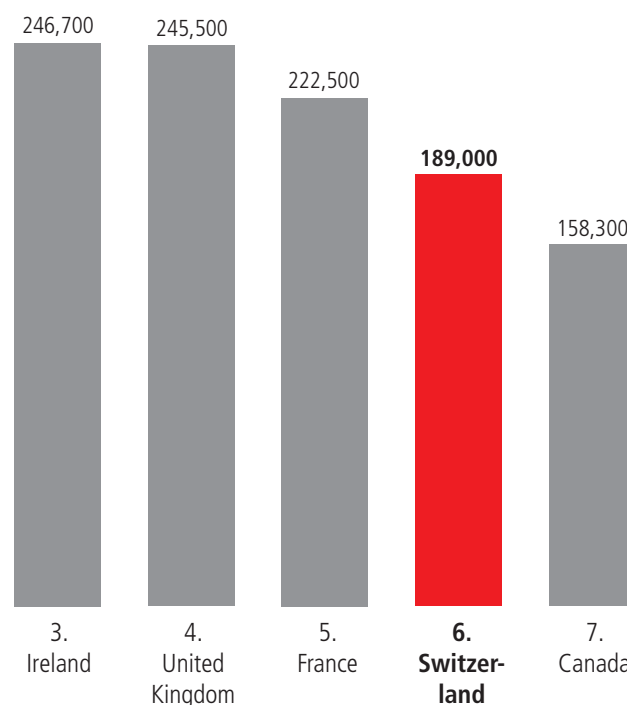
## IV. IMPACT OF SWISS AFFILIATES IN THE UNITED STATES

### Swiss Affiliates Rank Sixth in Manufacturing Employment

Swiss investments boost U.S. manufacturing employment. Swiss firms supported 189,000 manufacturing jobs in the United States in 2022, accounting for 7 percent of the 2.9 million U.S. manufacturing jobs supported by investments from all foreign firms. Switzerland ranks sixth among the largest foreign employers in the U.S. manufacturing sectors.

Chemicals and food manufacturing were the two largest manufacturing sectors for Swiss affiliates in the United States; each employed about 56,000 workers. Together, they represented more than half of all jobs from Swiss investment in U.S. manufacturing in 2022. Some 50,000 chemicals workers were employed by Swiss affiliates in pharmaceuticals and medicines. Swiss manufacturing affiliates employed more than 10,000 Americans in four additional sectors: computers and electronic products; machinery; nonmetallic mineral products; and electrical equipment, appliances, and components.

### Top Countries in Manufacturing Employment 2022



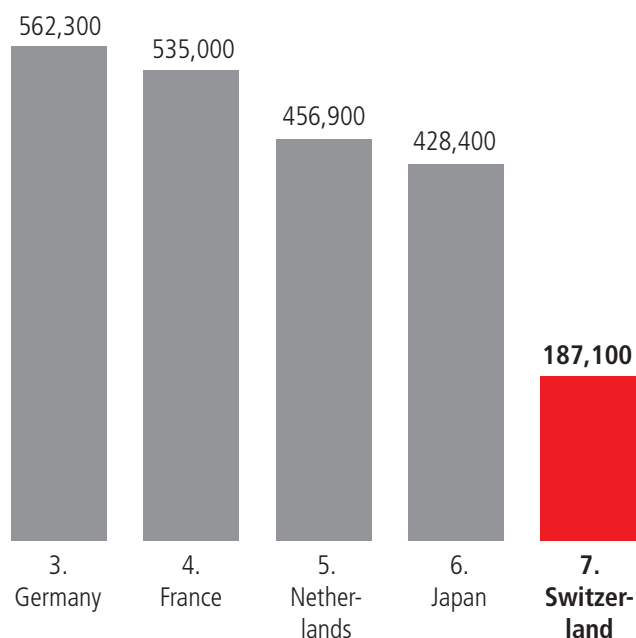
### Swiss Affiliates Rank Seventh in Services Employment

Swiss services firms provide significant employment in the United States, representing nearly half of all Swiss-affiliated employment, at 187,100 in 2022. Switzerland ranked seventh in affiliate employment in the services sector in 2022.

The largest services sector for Swiss affiliates was finance and insurance, which supported some 59,000 jobs in 2022. Only Canadian affiliates employed more Americans in this sector. The second-largest services sector was health care and social assistance, where Swiss affiliates employed more than 25,000 workers in the United States in 2022.

Swiss companies employed some 21,000 Americans in the administration, support, and waste management segment, the third-largest services industry for Switzerland in 2022.

### Top Countries in Services Employment 2022



# IV. IMPACT OF SWISS AFFILIATES IN THE UNITED STATES

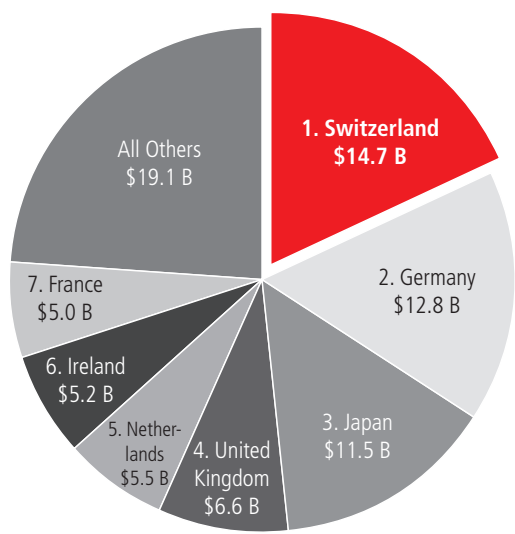
## Swiss Affiliates Lead in Research and Development Spending

Swiss firms contribute substantially to the R&D base in the United States. In 2022, Swiss affiliates accounted for 18 percent of all R&D spending by foreign affiliates. Ranked first, Swiss firms spent more on R&D in the United States than affiliates from Germany, Japan, and the United Kingdom. While data on R&D spending for manufacturing sectors are unavailable, Swiss affiliates spent \$2.4 billion in R&D in professional, scientific, and technical services.

The top seven countries in R&D spending made up more than three-quarters of all R&D spending by foreign affiliates in 2022. U.S.-based multinational companies also spent \$6.3 billion in R&D at their affiliates in Switzerland in 2022.

As a further testament to the partnership between Switzerland and the United States in innovation, the U.S. Patent and Trademark Office awarded 57,000 patents to Swiss applicants, making it the ninth-ranked country in the number of patents issued between 1977 and 2015.

Top Countries in R&D Spending 2022

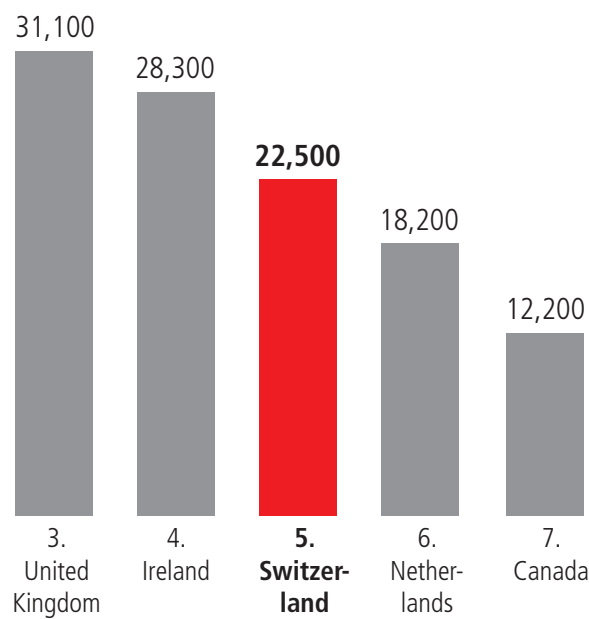


## Swiss Affiliates Fifth in R&D Jobs

Research and development activities of Swiss affiliates yield thousands of U.S. jobs. In 2022, Swiss affiliates employed 22,500 R&D workers in the United States, behind only German, Japanese, British, and Irish firms. They also supported more R&D workers in the United States than Dutch and Canadian affiliates.

Swiss investments in pharmaceuticals and medicines generated the greatest number of R&D jobs for Americans, employing more than 10,000 workers, the most of any country's affiliates in the United States in 2022. Additionally, more than 1,000 Swiss-affiliated workers were engaged in semiconductor research and development. Finally, more than 2,500 workers were employed in R&D at Swiss affiliates in both wholesale trade and professional, scientific, and technical services in the United States.

Top Countries in R&D Employment 2022



Note: Each indicator reflects the most recent U.S. government data available.



## IV. IMPACT OF SWISS AFFILIATES IN THE UNITED STATES

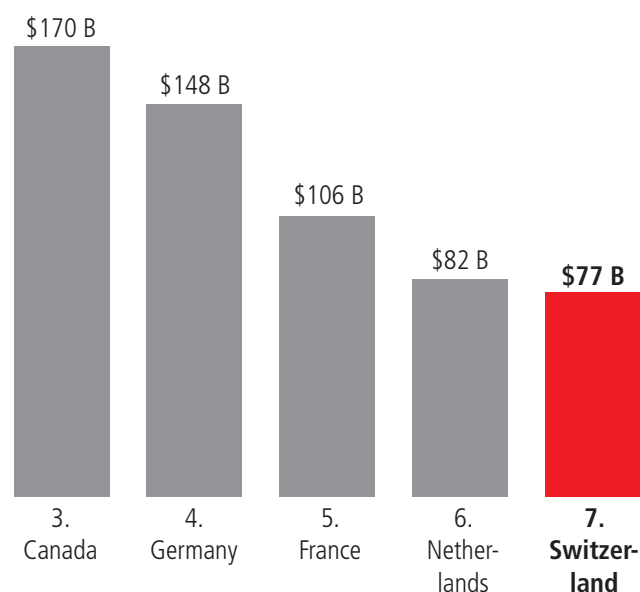
### Swiss Affiliates Seventh in Value Added

In 2022, Swiss affiliates generated \$77 billion in value added (contribution to U.S. gross domestic product), placing them seventh by this measure, behind France and the Netherlands, but ahead of Ireland. Swiss affiliates accounted for 6 percent of the \$1.4 trillion in value added produced by all foreign affiliates.

Swiss affiliates in the chemicals manufacturing industry generated the most value added of any industry at \$20 billion in 2022. This represented more than half of all Swiss value added in affiliate manufacturing. At \$18 billion, pharmaceuticals and medicines produced the bulk of the chemicals sector's value added and was more than the value added created by any other foreign country with investments in the U.S. pharmaceuticals sector.

Swiss affiliates in the United States also created \$18 billion in value added in the finance and insurance sector, the third highest, behind Canada and Japan.

### Top Countries in Value Added 2022

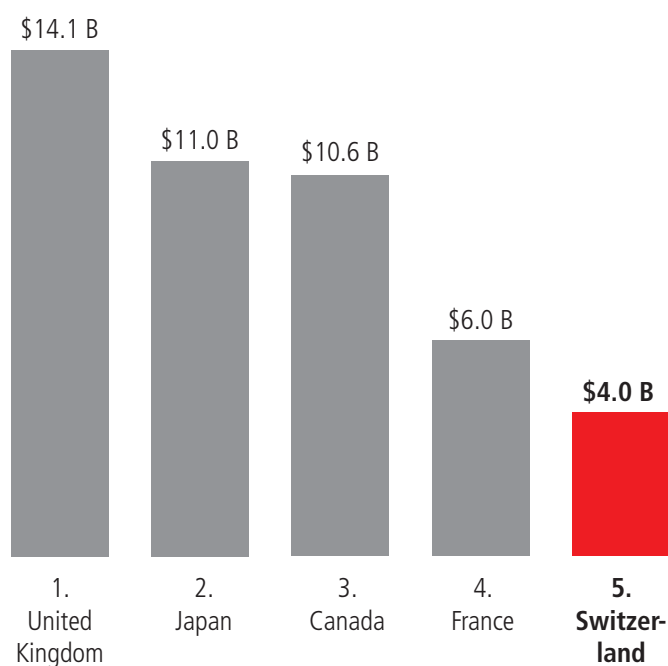


### Swiss Affiliates Pay Fifth-Highest U.S. Income Taxes

Like all companies in the United States, foreign affiliates pay U.S. income taxes. At \$4 billion, Swiss firms ranked fifth, paying more taxes than Dutch and German firms in 2022. Swiss manufacturing companies paid \$1.3 billion in U.S. income taxes. Additionally, Swiss companies in the finance and insurance sector paid some \$1.7 billion in U.S. income taxes.

Income taxes from Swiss affiliates, along with firms from the United Kingdom, Japan, Canada, and France totaled \$46 billion in 2022. Collectively, these five countries accounted for 60 percent of the \$76 billion in U.S. income taxes paid by all foreign affiliates in the United States in 2022.

### Top Countries in U.S. Income Taxes Paid 2022





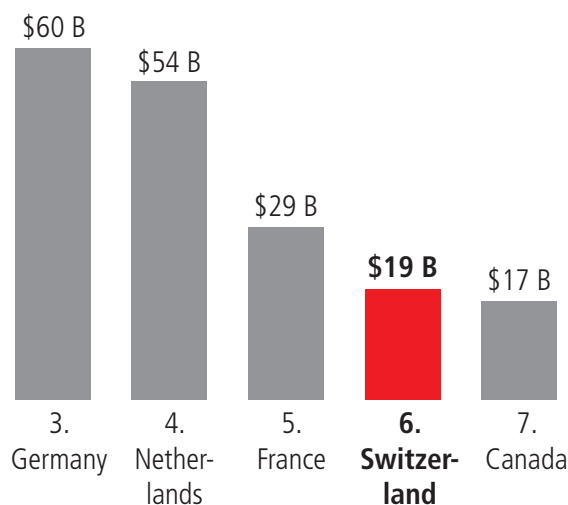
## IV. IMPACT OF SWISS AFFILIATES IN THE UNITED STATES

### Swiss Affiliates Export \$19 Billion in Goods

Swiss affiliates bolster U.S. exports. In 2022, exports of U.S. goods from Swiss firms amounted to \$19 billion, or 4 percent of all exports for foreign-owned U.S. affiliates. U.S. affiliates from five other countries, including Japan, the United Kingdom, and Germany, each shipped more goods to foreign markets than those headquartered in Switzerland.

Nearly half of all merchandise exports, or \$8.6 billion, from Swiss affiliates were exported back to their parent companies in Switzerland. In 2022, Swiss affiliates also imported \$28 billion in goods, with 85 percent purchased from affiliates' parents headquartered in Switzerland.

### Top Countries in Goods Exports by Their U.S. Affiliates 2022



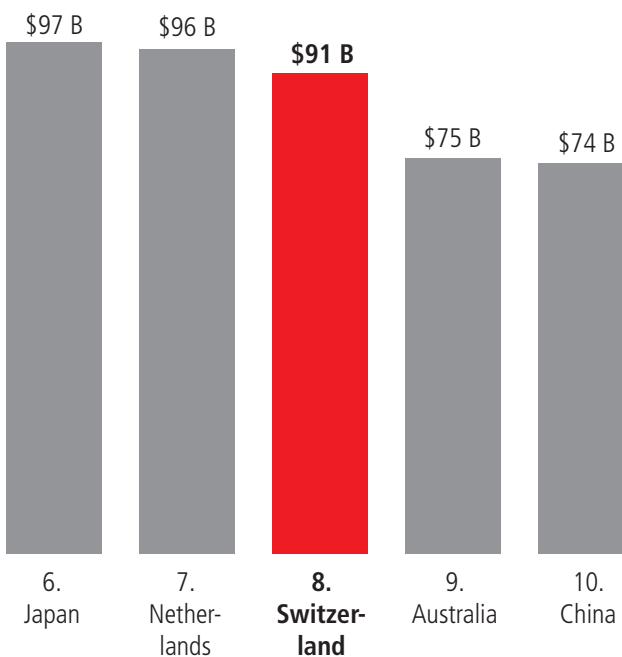
### U.S. Services Sales through Affiliates in Switzerland Exceed \$90 Billion

U.S. exports of services to Switzerland is one way to measure the strength of the bilateral economic relationship. But the majority of services sold overseas are through U.S. affiliates abroad. In 2022, U.S. companies sold \$91 billion in services through their affiliates in Switzerland, which is more than through their affiliates in Australia or China. In 2022, Switzerland accounted for 4 percent of the \$2.1 trillion in services supplied by U.S. overseas affiliates.

At \$40 billion in 2022, wholesale trade is the most important sector for affiliates of U.S. companies in Switzerland. Professional, scientific, and technical services comes in second, at nearly \$18 billion in services sales. Information is the third-largest sector by sales through U.S. affiliates in Switzerland, exceeding \$12 billion.

Meanwhile, Swiss companies supplied \$75 billion services to U.S. customers through their affiliates in the United States.

### Top Countries in Services Supplied through Foreign Affiliates of U.S. Companies 2022



## V. U.S. TRADE WITH SWITZERLAND

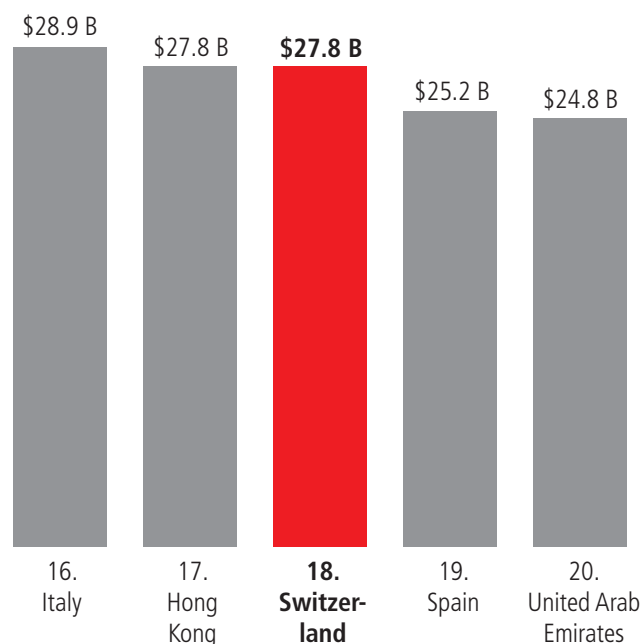
### Switzerland Is Key Export Market for U.S.-Made Goods

Switzerland is a key trading partner for the United States. In 2023, U.S. merchandise exports to Switzerland totaled \$28 billion, making it the 18th largest export market for U.S. goods, behind Italy and Hong Kong, but ahead of Spain and the United Arab Emirates.

Primary metals is an important sector for U.S. merchandise exports to Switzerland. Other top industries by exports of U.S. goods to Switzerland include chemicals, used merchandise, transportation equipment, and computer and electronic products.

For Switzerland, the United States is a key trading partner. Total Swiss export sales to the United States amounted to \$52 billion in 2023.

### Countries by U.S. Merchandise Exports 2023

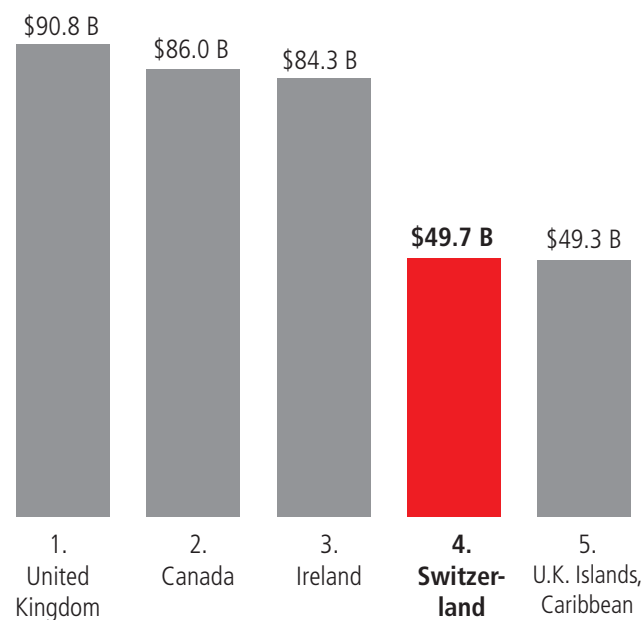


### U.S. Services Exports to Switzerland Rank as Fourth-Largest Worldwide

At \$50 billion in 2023, Switzerland is the fourth-largest market for U.S. exports of services, behind the United Kingdom, Canada, and Ireland. Five percent of all U.S. services exports were sold to customers in Switzerland. Fees for intellectual property usage represented the largest segment, at \$16 billion, followed by professional and management consulting services at \$12 billion. Research and development fees was the third largest sector in 2023, with U.S. sales to Switzerland totaling \$9.1 billion.

The United States enjoys one of its largest surpluses in services with Switzerland, which totaled \$19 billion in 2023.

### Countries by U.S. Services Exports 2023



# VI. SWISS TRAVEL TO THE UNITED STATES

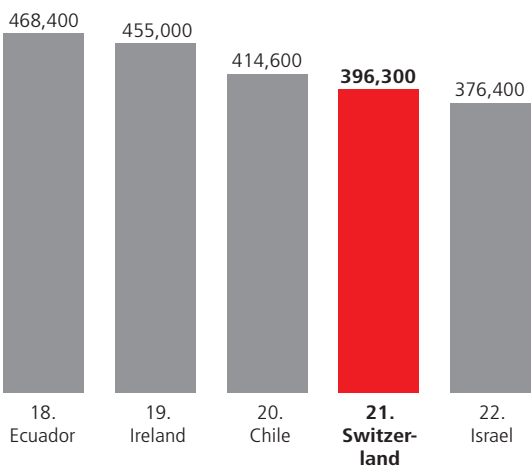
## Swiss Travel and Tourism Bolsters U.S. Economy

Switzerland's relatively small population of 8.9 million punches well above its weight when it comes to travel to the United States. The number of Swiss visitors neared 400,000 in 2023, making it the 21st ranked country by this measure, more than visitors from Israel. The number of U.S. jobs (direct and indirect) supported by the nearly 400,000 Swiss visitors in 2023 totaled 13,400.

The number of visitors from Switzerland had dropped to some 60,000 in both 2020 and 2021 due to the COVID-19 pandemic. And while Swiss visitors have not returned to the record year of 538,000 in 2015, their numbers are on the rise, having increased 26 percent between 2022 and 2023.

Meanwhile, the number of U.S. visitors to Switzerland registered 1,028,000 in 2023.

## Top Countries in Number of Visitors to the United States 2023

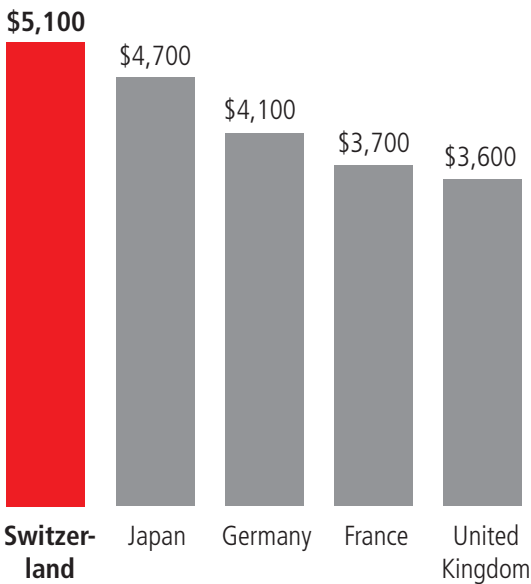


## Average Swiss Visitor Spending in the United States Exceeds \$5,000

Swiss visitors to the United States spent some \$5,100 on average during their stays in the United States, among the highest in country-level travel and tourism spending. Swiss travel and tourism spending exceeded that of visitors from larger investing countries, including Japan, Germany, France, and the United Kingdom. In fact, the nearly 400,000 Swiss visitors spent 50 percent more than the average for all international visitors during their U.S. stays of \$3,400 in 2023.

More than a dozen direct flights between the United States and Switzerland help to facilitate travel between the two countries.

## Countries by Top Visitor Spending in the United States 2023



### Direct Flights Between the United States and Switzerland

- |              |              |
|--------------|--------------|
| → EWR to GVA | → BOS to ZRH |
| → IAD to GVA | → TPA to ZRH |
| → JFK to GVA | → MIA to ZRH |
| → PHL to ZRH | → LAX to ZRH |
| → EWR to ZRH | → SFO to ZRH |
| → IAD to ZRH | → LAS to ZRH |
| → ORD to ZRH | → JFK to ZRH |

Note: Each indicator reflects the most recent U.S. government data available.

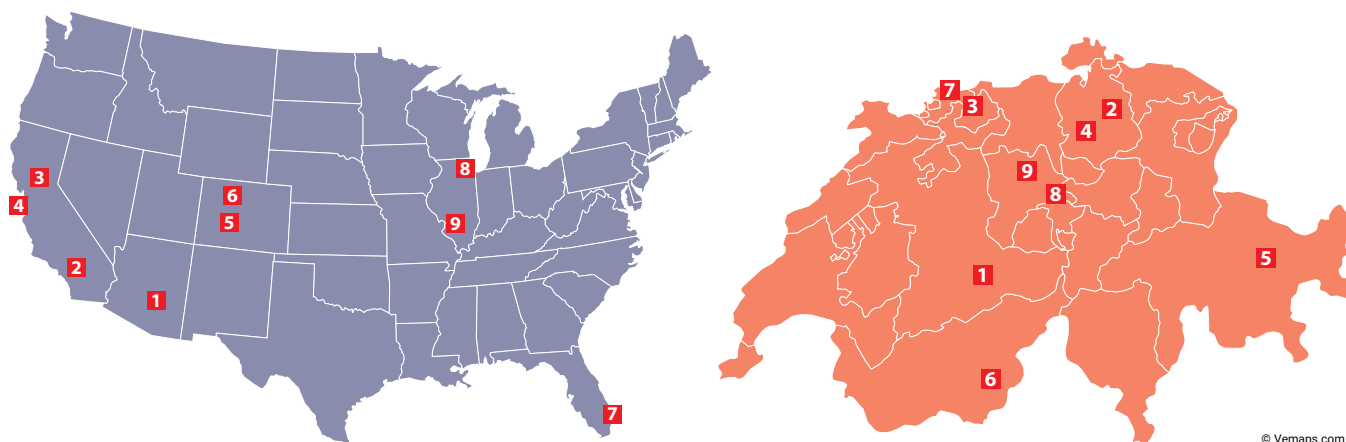
## VII. SISTER CITIES BETWEEN THE UNITED STATES AND SWITZERLAND

### Burgeoning Sister City Relationships Advance U.S.-Swiss Partnership

Switzerland and the United States are sister republics, their intertwined histories reflecting a deep bond that has shaped both nations' identities and institutions. From the solidarity of thousands of Swiss during the American Civil War to the Swiss philosophies that influenced the U.S. Declaration of Independence, these two countries have continually inspired and supported each other. Much like the republics, the cities of these two countries continue this wonderful tradition; in fact, nine of them are indeed connected through partnerships.

Since the establishment of sister cities by President Eisenhower in the 1950s, the mission of these relationships is to promote national and international peace and security. The mission is achieved through personal connections that bring people together to celebrate their differences while building partnerships.

### U.S. and Switzerland Sister Cities



#### U.S. Cities

- 1** Scottsdale, AZ
- 2** Ontario, CA
- 3** Sacramento, CA
- 4** San Francisco, CA
- 5** Aspen, CO
- 6** Steamboat Springs, CO
- 7** Miami Beach, FL
- 8** Chicago, IL
- 9** Highland, IL

#### Swiss Sister Cities

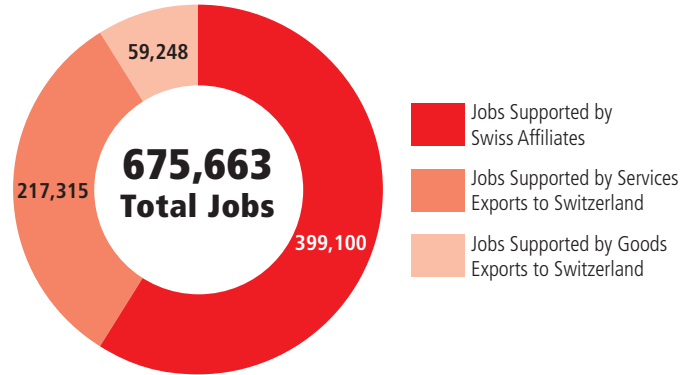
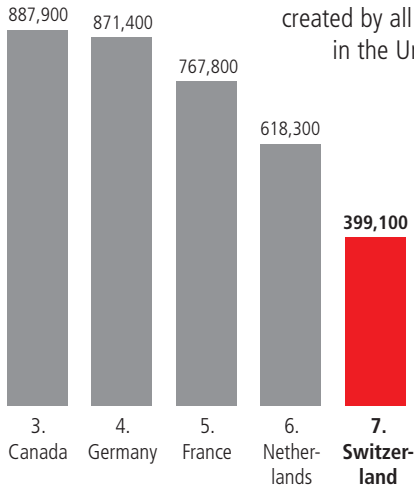
- 1** Interlaken
- 2** Winterthur
- 3** Liestal
- 4** Zurich
- 5** Davos
- 6** Saas-Fee
- 7** Basel
- 8** Lucerne
- 9** Sursee

# SWISS ECONOMIC IMPACT THE UNITED STATES



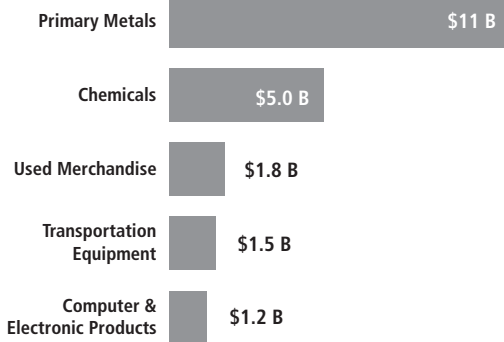
## Employment Supported by Foreign Affiliates 2022

Swiss affiliates account for 5% of the 8.4 million jobs created by all foreign affiliates in the United States



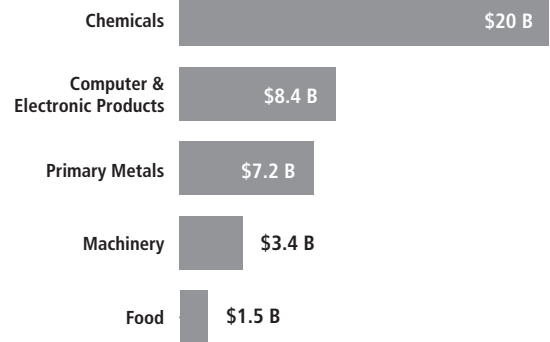
## Top Exports of Goods by Industry from the United States to Switzerland 2023

Total Export Value of Goods = \$28 B



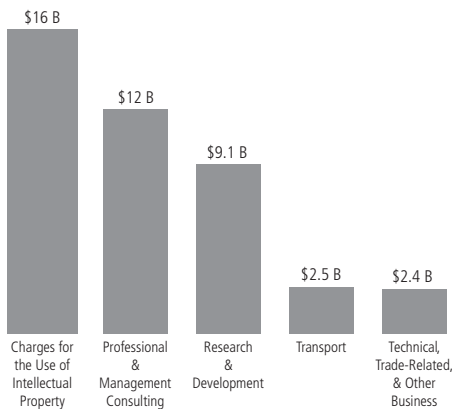
## Top Imports of Goods by Industry from Switzerland to the United States 2023

Total Import Value of Goods = \$52 B



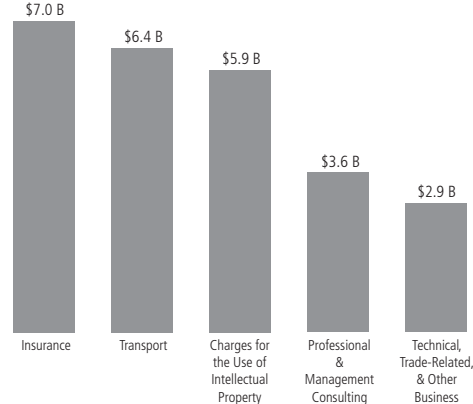
## Top Exports of Services by Industry from the United States to Switzerland 2023

Total Export Value of Services = \$50 B



## Top Imports of Services by Industry from Switzerland to the United States 2023

Total Import Value of Services = \$31 B

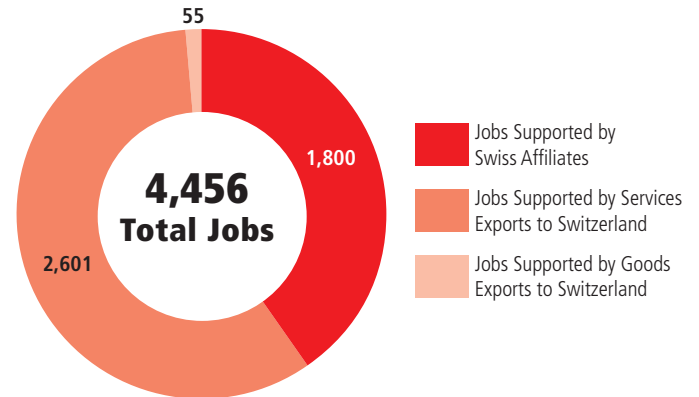
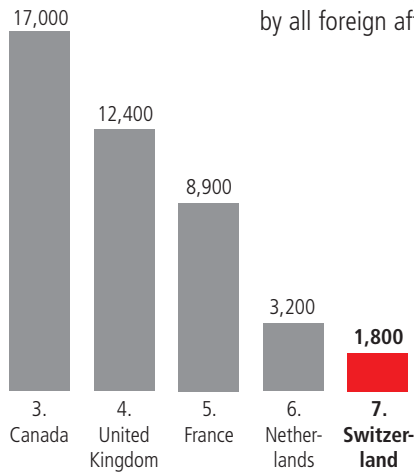


# SWISS ECONOMIC IMPACT ALABAMA




## Employment Supported by Foreign Affiliates 2022

Swiss affiliates account for 1% of the 132,400 jobs created by all foreign affiliates in Alabama



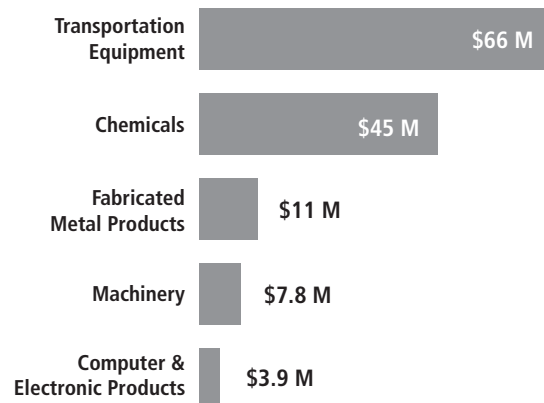
## Top Exports of Goods by Industry from Alabama to Switzerland 2023

Total Export Value of Goods = \$25 M



## Top Imports of Goods by Industry from Switzerland to Alabama 2023

Total Import Value of Goods = \$148 M

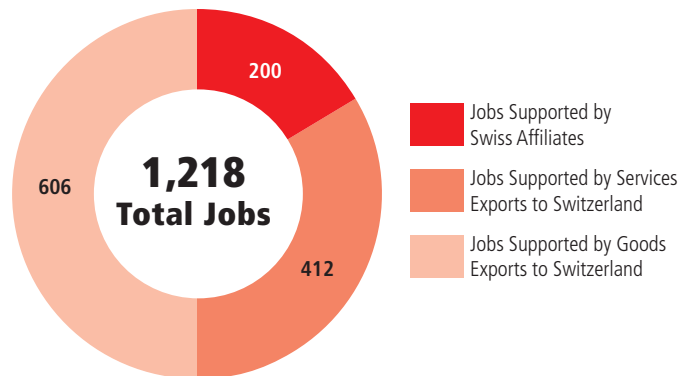
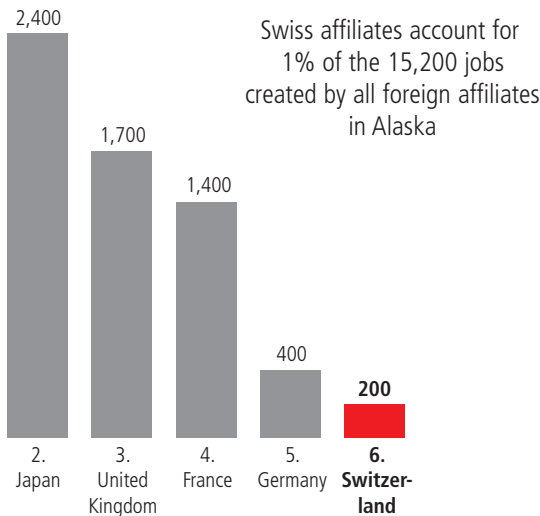


## Swiss Companies Located in Alabama

Bruderer	Leica Geosystems	SGS
Chubb (ACE)	Nestlé	Sika
Hoerbiger	Oerlikon	Sulzer
Holcim	Omya	Syngenta
INEOS	RUAG	UBS
Kuehne+Nagel	Russell Stover Candies (Lindt)	

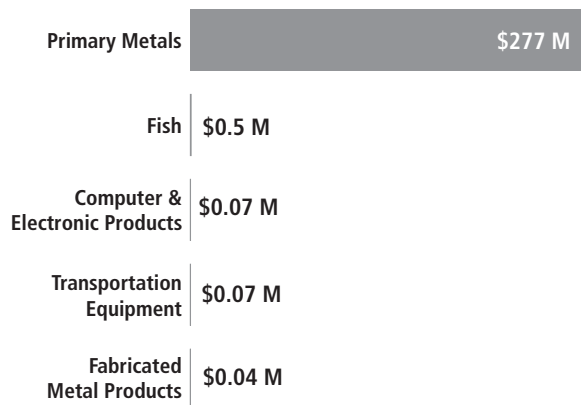
# SWISS ECONOMIC IMPACT ALASKA

## Employment Supported by Foreign Affiliates 2022



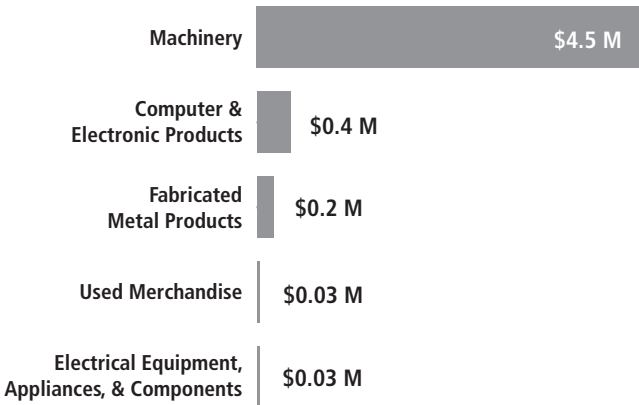
## Top Exports of Goods by Industry from Alaska to Switzerland 2023

Total Export Value of Goods = \$277 M



## Top Imports of Goods by Industry from Switzerland to Alaska 2023

Total Import Value of Goods = \$5.4 M



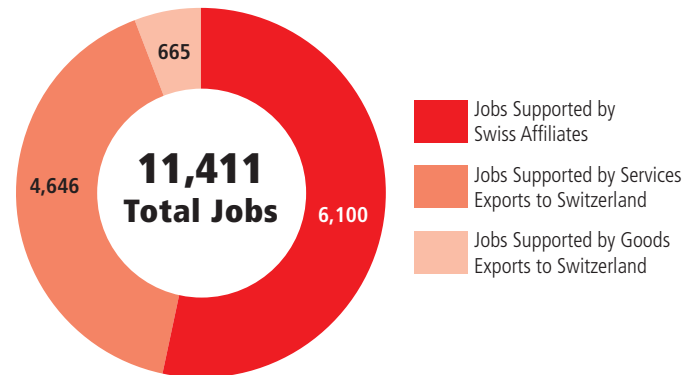
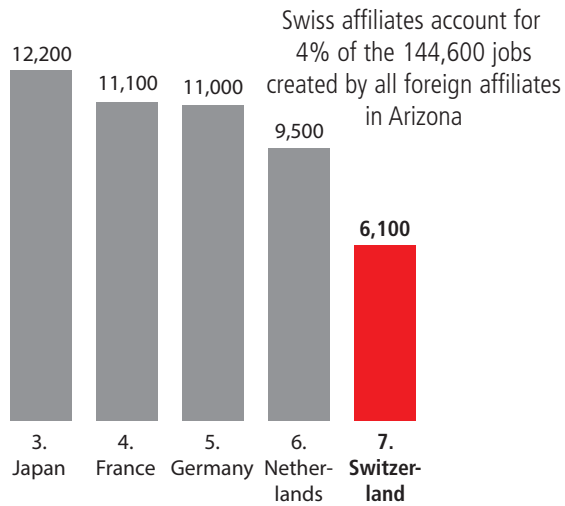
## Swiss Companies Located in Alaska

Adecco  
Endress+Hauser  
Nestlé  
Schindler  
SGS  
Swissport  
UBS

# SWISS ECONOMIC IMPACT ARIZONA




## Employment Supported by Foreign Affiliates 2022




## Top Exports of Goods by Industry from Arizona to Switzerland 2023

Total Export Value of Goods = \$304 M



## Top Imports of Goods by Industry from Switzerland to Arizona 2023

Total Import Value of Goods = \$197 M



## Swiss Companies Located in Arizona

ABB  
Acronis  
Adecco  
Avolta  
Bernina  
Bossard  
Chubb (ACE)

Clariant  
Endress+Hauser  
Daedalean  
Fisba  
Hoffmann-La Roche  
Holcim  
Katadyn

Kuehne+Nagel  
Leica Geosystems  
Lindt & Sprüngli  
Meyer Burger  
Nagra  
Nespresso  
Nestlé

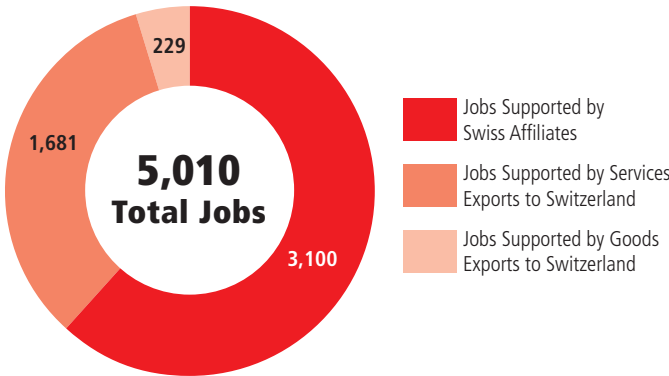
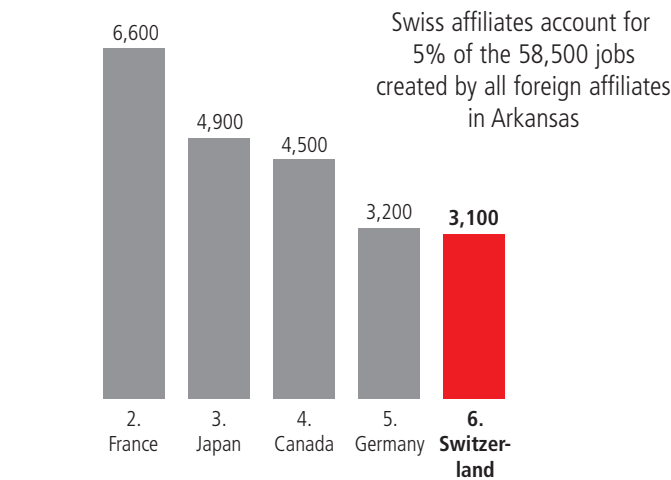
Omya  
Quadrant  
Schindler  
SGS  
STA Travel  
STMicroelectronics  
Sulzer

Swissport  
Syngenta  
UBS  
Zurich



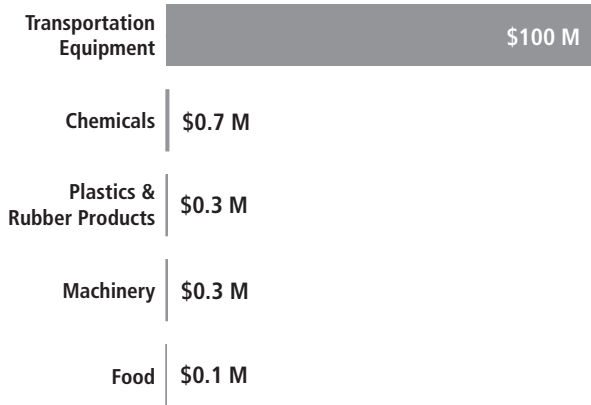
# SWISS ECONOMIC IMPACT ARKANSAS

## Employment Supported by Foreign Affiliates 2022



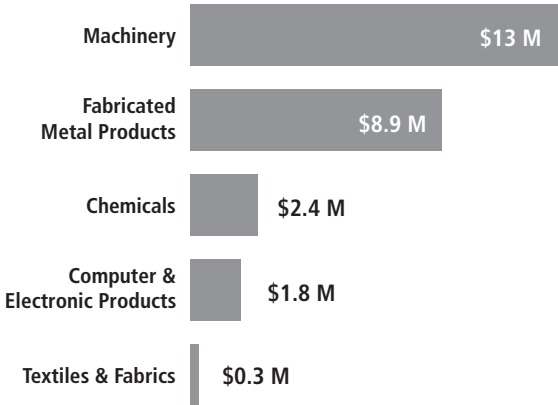
## Top Exports of Goods by Industry from Arkansas to Switzerland 2023

Total Export Value of Goods = \$105 M



## Top Imports of Goods by Industry from Switzerland to Arkansas 2023

Total Import Value of Goods = \$41 M



## Swiss Companies Located in Arkansas

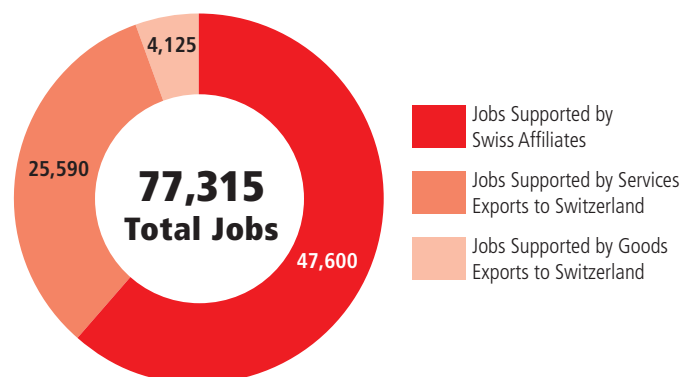
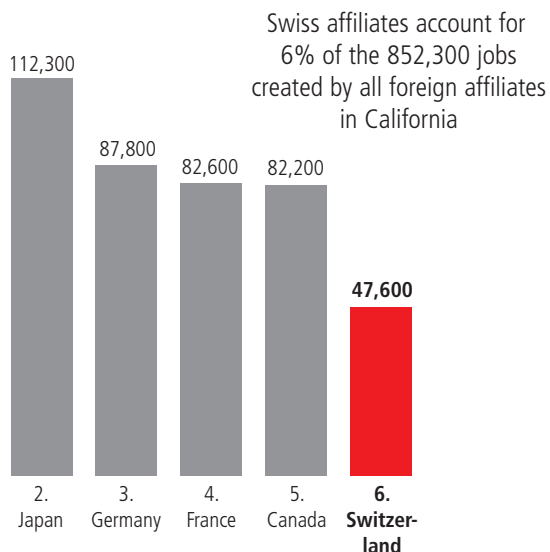
ABB	Nestlé
Adecco	Schindler
Chubb (ACE)	SGS
Georg Fischer	Syngenta
Holcim	UBS

# SWISS ECONOMIC IMPACT CALIFORNIA



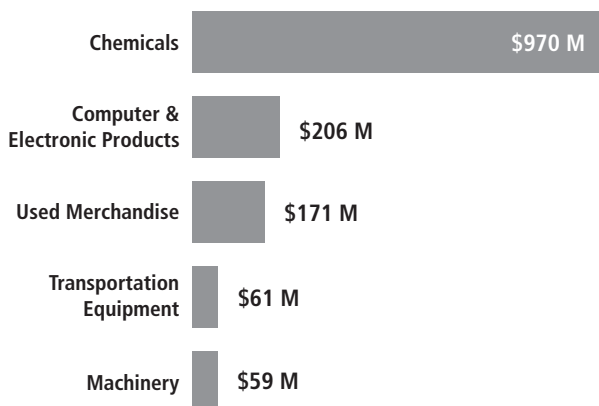
California Residents of Swiss Descent: 90,186

## Employment Supported by Foreign Affiliates 2022



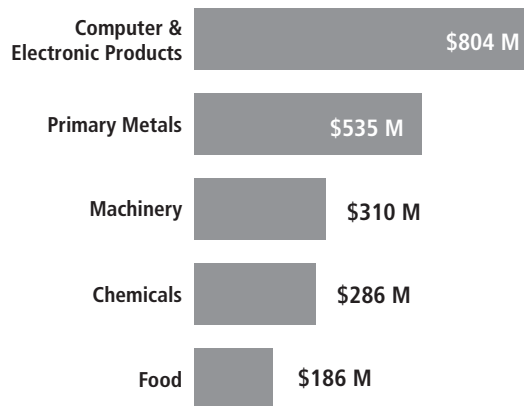
## Top Exports of Goods by Industry from California to Switzerland 2023

Total Export Value of Goods = \$1.9 B



## Top Imports of Goods by Industry from Switzerland to California 2023

Total Import Value of Goods = \$3.4 B



## Swiss Companies Located in California

ABB  
Actelion Pharmaceuticals  
Adecco  
Aeris  
Alcon  
Allied World  
American Lamprecht Transport  
Anybotics  
ARYZTA  
Asendia  
Avolta  
Bachem  
Bally  
Barry Callebaut  
Bohi Consulting  
Bossard  
Brugg  
Bucherer Group  
Buehler  
Burckhardt Compression  
Capital Dynamics  
Checkout.com  
Chubb (ACE)  
Cinety

Clariant  
Comet  
Comet Export Air  
CRISPR Therapeutics  
Datwyler  
Diamond  
Diethelm Holding (USA) Ltd.  
DKB Household  
Dormakaba  
Egon Zehnder  
Elma Electronic  
Emmi Roth  
Endress+Hauser  
Energy Vault  
Evolva  
Ferring  
Firmenich SA  
Flare International  
FRACHT FWO  
Franke  
Gate Gourmet  
Gategroup  
Georg Fischer  
Givaudan

Ghirardelli (Lindt & Sprüngli)  
Glencore  
Hess Collection  
Hoerbiger  
Hoffman-La Roche  
Holcim  
Hublot  
Inauen Group  
INEOS  
IQAir  
Insensation  
IWC Schaffhausen  
Jaeger-LeCoultre  
Jet Aviation  
Katadyn  
Kaywa  
KRISS  
Kuehne+Nagel  
Kuhn Rikon  
Läderach  
Leica Geosystems  
LEM  
Lemo  
Life Watch

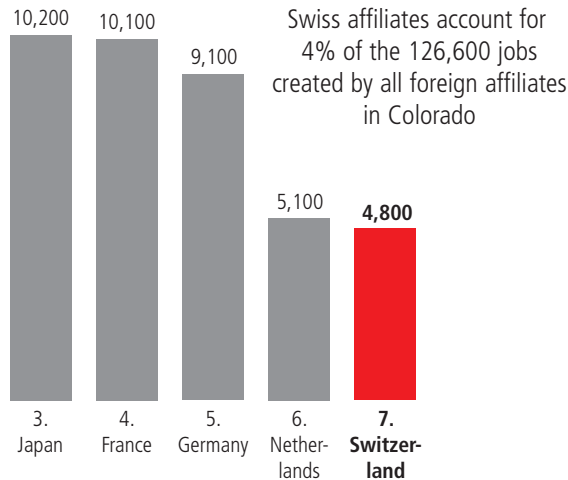
Lindt & Sprüngli  
Logitech  
Lonza  
Luxoft  
Mammut  
Mindmaze  
Nagra  
Nespresso  
Nestlé  
Nextthink  
Novartis  
OC Oerlikon  
Omya  
Open Systems  
Paiste  
Piaget  
Pix4D  
R&C Valve Repair  
Reha Technology  
Richard Mille  
Richemont  
Riri  
Roche Diagnostics  
Roche (Pharma)

Rolex  
Rollomatic SA  
Rosen  
RUAG  
Safran Vectronix  
Scandit  
Schaerer  
Schaffner EMC  
Schindler  
Schleuniger  
Schmolz+Bickenbach  
Schurter  
Sefar  
Sensirion  
SFS intec  
SGS  
Siegfried  
Sika  
SIX Financial Information  
SKINS  
Small Precision Tools  
Sonova  
Stäubli  
STMicroelectronics

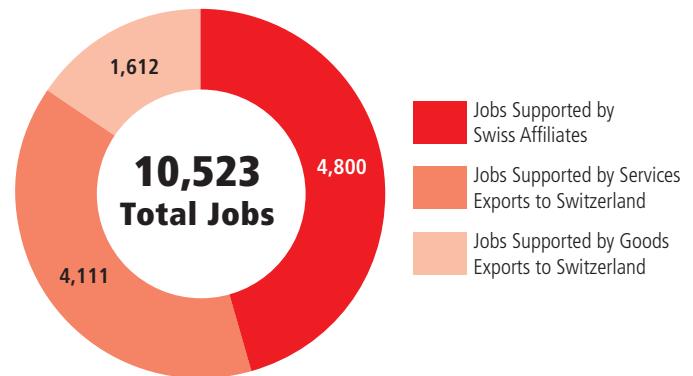
Sulzer  
Swatch  
Swiss Post Solutions  
Swiss Re  
Swisscom Ventures  
Swissport  
Switzerland Tourism  
Syngenta  
TAG Heuer  
Tecan  
TE Connectivity  
Tentpin  
Teuscher  
Transcontainer  
Transport u-blox  
UBS  
Viking Cruises  
Vitol  
Vitra  
Weatherford  
Weidmann  
Zurich

# SWISS ECONOMIC IMPACT COLORADO

## Employment Supported by Foreign Affiliates 2022

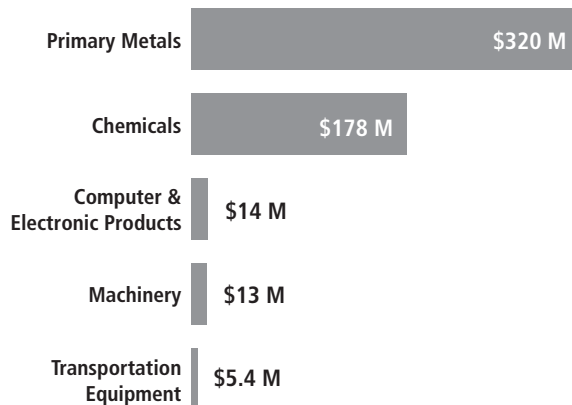


Colorado Residents of Swiss Descent: 21,968




## Top Exports of Goods by Industry from Colorado to Switzerland 2023

Total Export Value of Goods = \$738 M



## Top Imports of Goods by Industry from Switzerland to Colorado 2023

Total Import Value of Goods = \$891 M



## Swiss Companies Located in Colorado

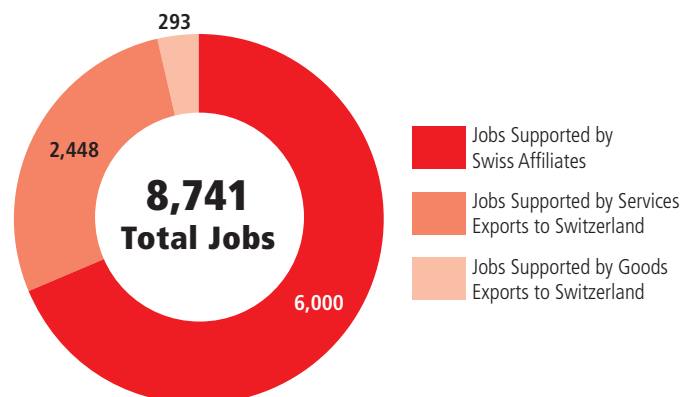

ABB	Diamond	Interroll	Nestlé	SGS	Weatherford
Adecco	DT Swiss	Kuehne+Nagel	Novamax Industrial	Sika	Wingtra
Avolta	EM Microelectronics	Leica Geosystems	Novartis	Similasan	Wyssen
Bernina	Endress+Hauser	Mammut	Partners Group	STMicroelectronics	Zund
Blue Mountain	Flyability	Mercuria	Pilatus	Sulzer	Zurich
Brugg	FRACHT FWO	Meyer Burger	Pix4D	Swatch	
Bucher+Suter	Hallmark Aviation Services	Mikron	Richard Mille	Swisslog	
Checkout.com	Hoerbiger	Mimacom	Lindt & Sprüngli	Swissport	
Chubb (ACE)	Holcim	Nagra	Schaffner EMC	Syngenta	
Credit Suisse	INFICON	Nespresso	Schindler	UBS	

# SWISS ECONOMIC IMPACT CONNECTICUT




Connecticut Residents of Swiss Descent: 7,649

## Employment Supported by Foreign Affiliates 2022




## Top Exports of Goods by Industry from Connecticut to Switzerland 2023

Total Export Value of Goods = \$134 M



## Top Imports of Goods by Industry from Switzerland to Connecticut 2023

Total Import Value of Goods = \$478 M



## Swiss Companies Located in Connecticut

Adecco  
Agathon  
Allied World  
Baumer  
Belimo  
Blumer  
Breitling  
Bucher Industries

Chubb (ACE)  
Comet  
Dara Capital  
EAO  
Glencore  
Habasit  
Hoffmann-La Roche  
Holcim

IBAG  
Kolmar  
Kuehne+Nagel  
Leica Geosystems  
Lindt & Sprüngli  
Mercuria  
Mikron  
Neoperl

Nestlé  
Oerlikon  
Philip Morris  
RUAG  
S. Karger  
Schindler  
SGS  
Sihl AG

SIX Financial Information  
Sulzer  
Swiss Re  
Tornos Technologies  
Tradition  
UBS  
Vector Controls  
Victorinox

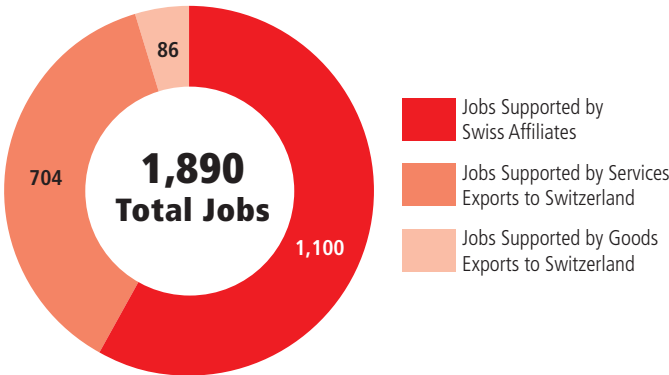
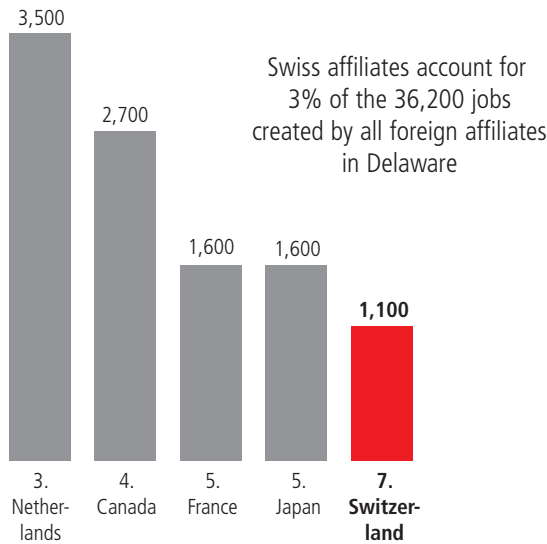
Vitol  
Von Roll  
Zurich

# SWISS ECONOMIC IMPACT DELAWARE



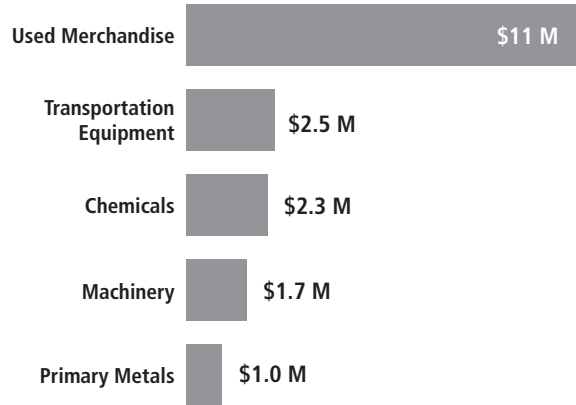
Delaware Residents of Swiss Descent: 2,077

## Employment Supported by Foreign Affiliates 2022




## Top Exports of Goods by Industry from Delaware to Switzerland 2023

Total Export Value of Goods = \$39 M



## Top Imports of Goods by Industry from Switzerland to Delaware 2023

Total Import Value of Goods = \$452 M



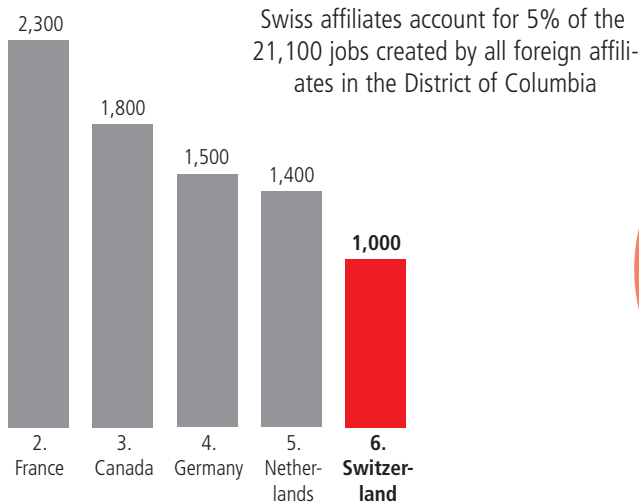
## Swiss Companies Located in Delaware

Adecco	Incyte	Swisslog
Chubb (ACE)	INEOS	Syngenta
Datwyler	Juice Technology AG	UBS
Hoerbiger	Nestlé	Zurich
Hoffman-La Roche	Publicitas	

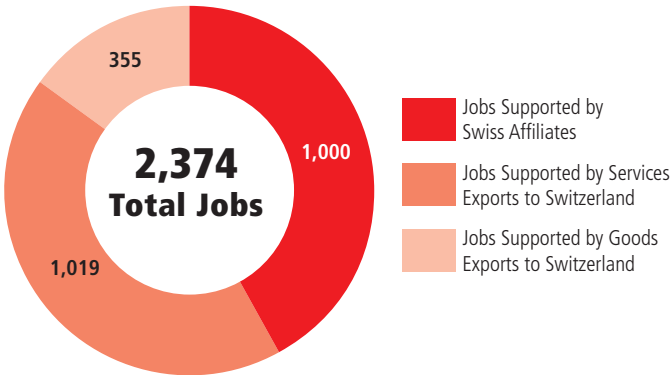
# SWISS ECONOMIC IMPACT

## DISTRICT OF COLUMBIA

### Employment Supported by Foreign Affiliates 2022

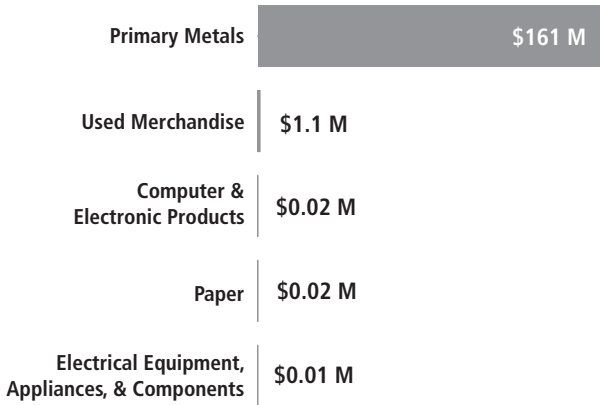


District of Columbia Residents of Swiss Descent: 1,733



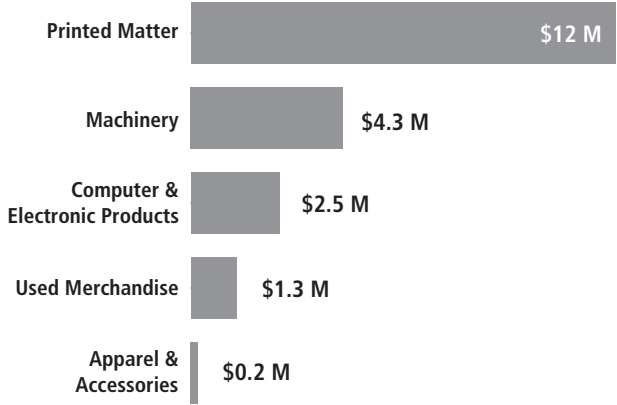
### Top Exports of Goods by Industry from the District of Columbia to Switzerland 2023

Total Export Value of Goods = \$162 M



### Top Imports of Goods by Industry from Switzerland to the District of Columbia 2023

Total Import Value of Goods = \$34 M

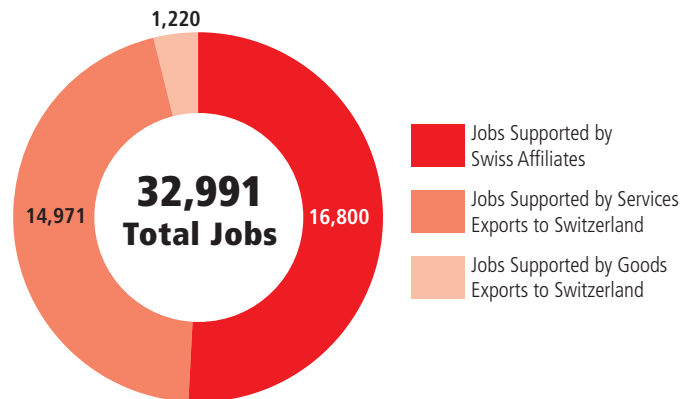
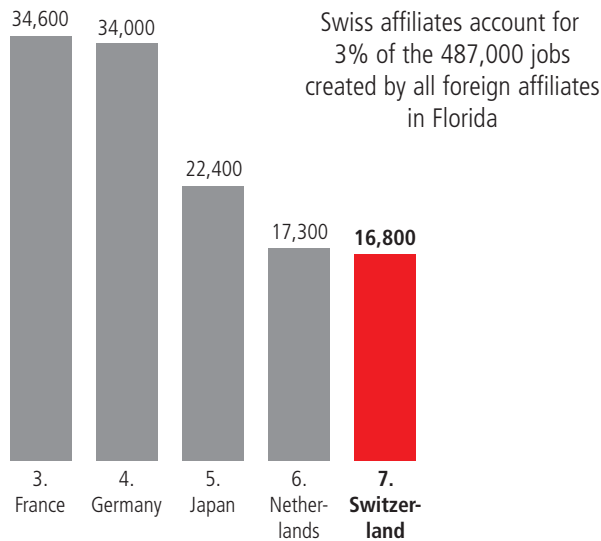


### Swiss Companies Located in the District of Columbia

ABB	IBSA Group	Swiss Re
Adecco	Läderach	Swissport
Avolta	Mercuria	Syngenta
Barbara Balman Landscape	Nestlé	TE Connectivity
Chubb (ACE)	Novartis	UBS
Climeworks	Pini Group	Vestergaard Frandsen
Egon Zehnder	SITA	Zurich
Hoffman-La Roche	Swatch	
Holcim	Swiss Post Solutions	


# SWISS ECONOMIC IMPACT FLORIDA

## Employment Supported by Foreign Affiliates 2022



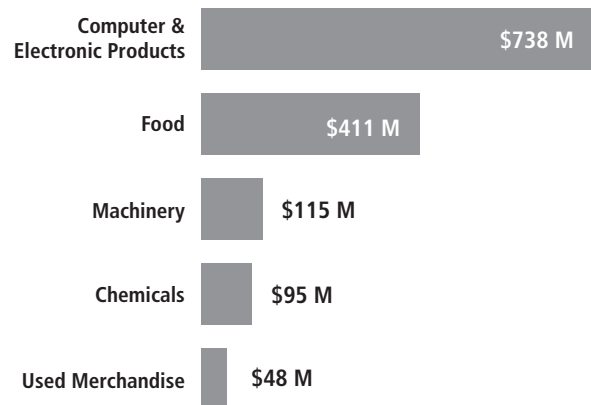
## Top Exports of Goods by Industry from Florida to Switzerland 2023

Total Export Value of Goods = \$558 M



## Top Imports of Goods by Industry from Switzerland to Florida 2023

Total Import Value of Goods = \$1.7 B



## Swiss Companies Located in Florida

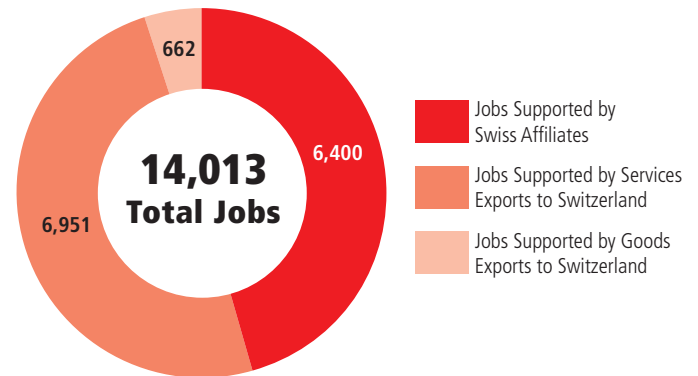
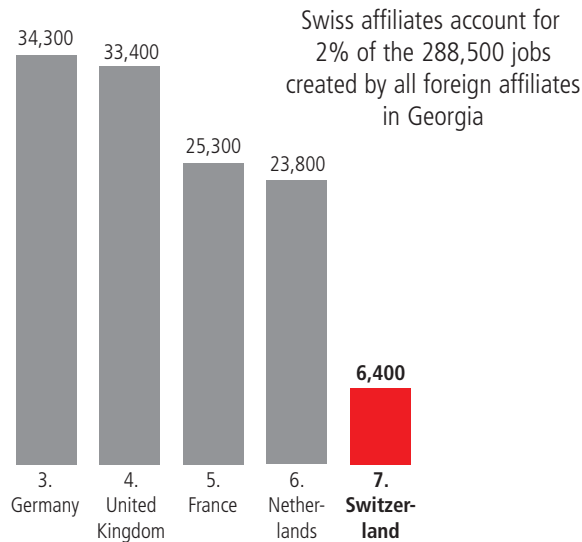
ABB	EFG International	Jet Aviation	SGS
Abnox	Egon Zehnder	Juice Americas	Sulzer
ACRON	Elite Simulation Solutions	Keytrade	Swatch
Adecco	FAES	Kuehne+Nagel	Swiss Connection
Akris	Firmenich	Läderach	Swiss Re
Asendia	Fracht	Lindt & Sprüngli	Swissport
Avalon Park	Gategroup	Lonza	Syngenta
Avolta	getAbstract	MSC	TAG Heuer
Bally	Givaudan Flavors	Nespresso	Temenos
Beyond Gravity	Hallmark Aviation Services	Nestlé	UBS
Boreal Capital Management	Hoerbiger	NORQAIN	Vacheron Constantin
Breitling	Holcim	Novartis	VirtaMed
Bucherer Group	Hublot	Piaget	Weitnauer Duty Free
Chubb (ACE)	Hygolet	Publicitas	Zewa
CISA Trust	IWC Schaffhausen	Richard Mille	Zurich
Davidoff	Jaeger-LeCoultre	Schindler	

Note: Each indicator reflects the most recent U.S. government data available.

# SWISS ECONOMIC IMPACT GEORGIA

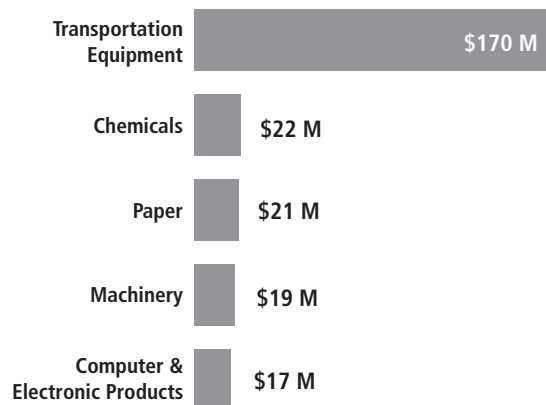


## Employment Supported by Foreign Affiliates 2022



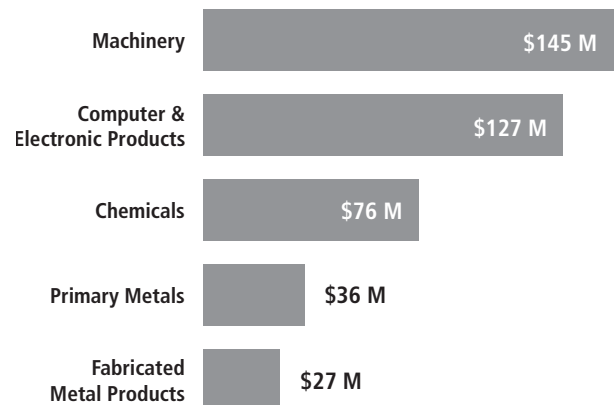
## Top Exports of Goods by Industry from Georgia to Switzerland 2023

Total Export Value of Goods = \$303 M



## Top Goods Imports by Industry from Switzerland to Georgia 2023

Total Import Value of Goods = \$638 M



## Swiss Companies Located in Georgia

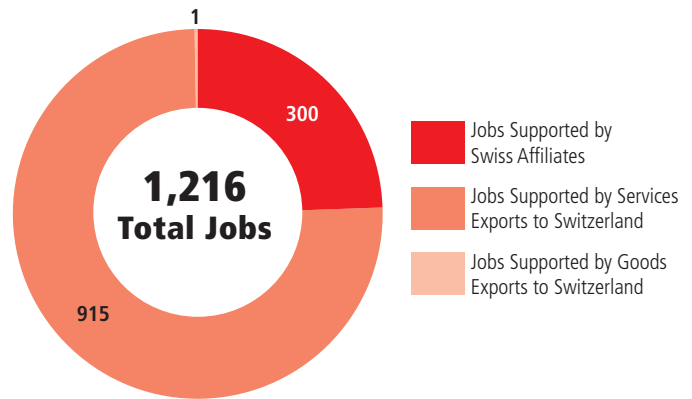
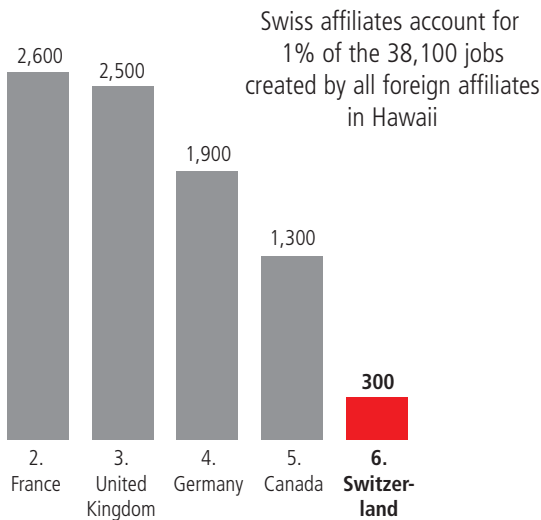
Abatek	Chubb (ACE)	Habasit	Nolax	SITA
ABB	Clariant	Hallmark Aviation Services	Novartis	Stöcklin
Adecco	Corvaglia Closures	Hitachi Zosen Inova	Oerlikon	Suhner
Alcon	Dartfish	Holcim	Optima Stanton	Swatch
Akris	Egon Zehnder	Interroll	Preci-Dip	Swiss Re
Allied World	Elma Electronic	Kuehne+Nagel	Robatech	Swissair
Alrol	Firmenich	Landis + Gyr	Schindler	Tenthpin
Arch Wood Protection	Fischer Connectors	Leica Geosystems	Schleuniger	UBS
Avolta	Fracht	MSC	SFS Group	Universal Alloy
Bally	Gategroup	Nagra	SGS	Well Diamond Wire Saws
Bibliotheca	Georg Fischer	Nestlé	Sigvaris	Zurich
Brugg	Gezolan	Nikles	Sika	



# SWISS ECONOMIC IMPACT

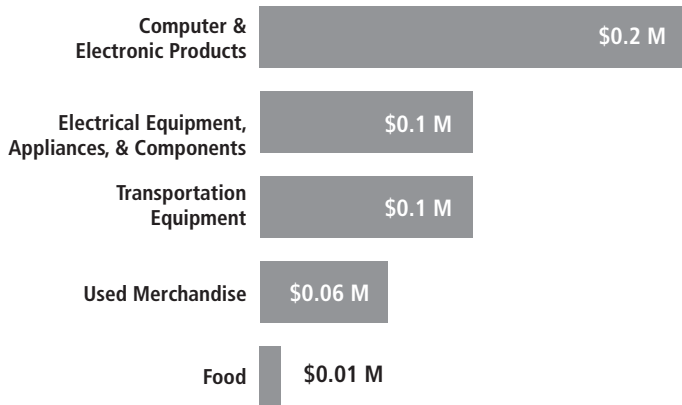
## HAWAII

### Employment Supported by Foreign Affiliates 2022



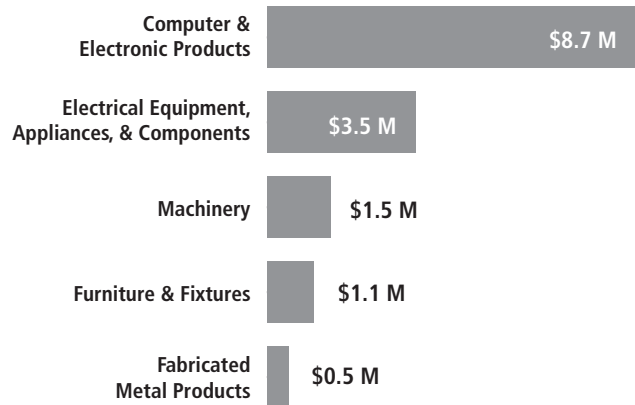
### Top Exports of Goods by Industry from Hawaii to Switzerland 2023

Total Export Value of Goods = \$0.6 M



### Top Imports of Goods by Industry from Switzerland to Hawaii 2023

Total Import Value of Goods = \$17 M



### Swiss Companies Located in Hawaii

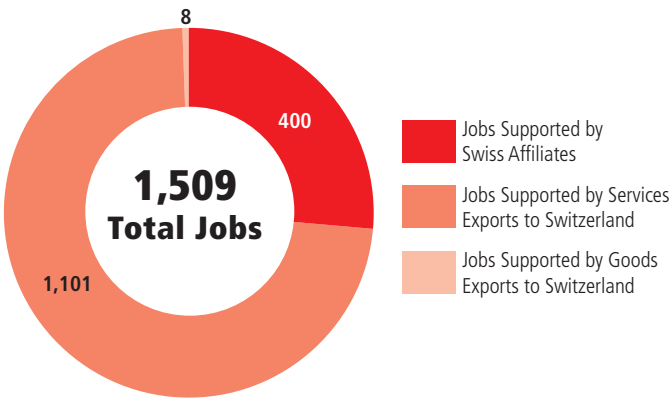
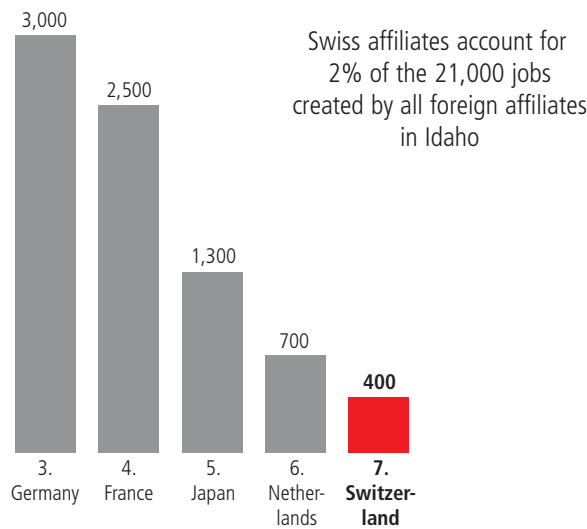
Adecco	Nestlé	Temenos
Bally	Publicitas	UBS
Bucherer Group	Richemont	Vacheron Constantin
Chubb (ACE)	Schindler	Wahine Brand
Gategroup	Swatch	Zurich
Hallmark Aviation Services	Swissport	
Jucker Hawaii	Syngenta	

# SWISS ECONOMIC IMPACT IDAHO




Idaho Residents of Swiss Descent: 11,904

## Employment Supported by Foreign Affiliates 2022



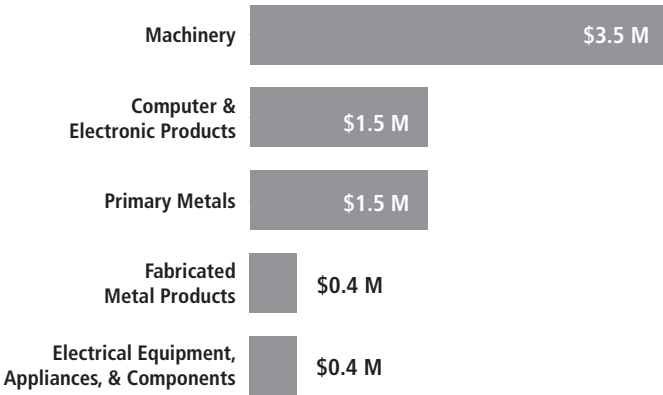
## Top Exports of Goods by Industry from Idaho to Switzerland 2023

Total Export Value of Goods = \$3.5 M



## Top Imports of Goods by Industry from Switzerland to Idaho 2023

Total Import Value of Goods = \$9.0 M



## Swiss Companies Located in Idaho

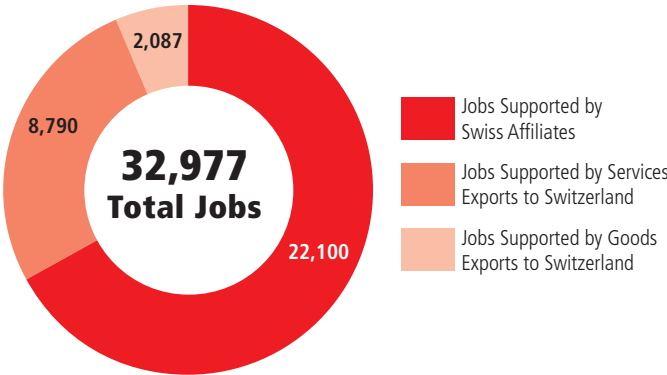
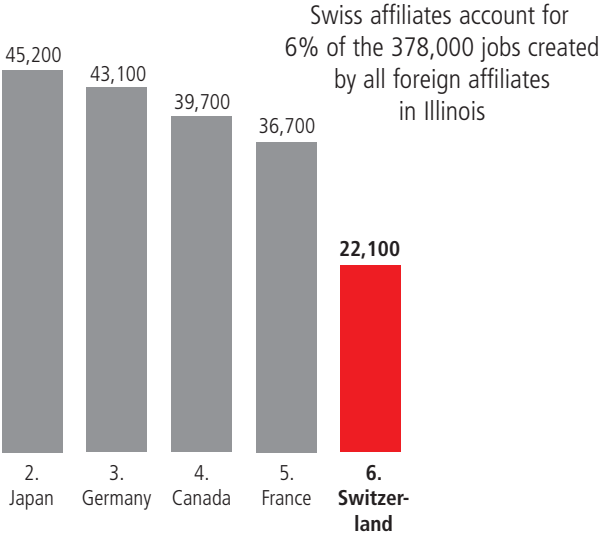
Adecco  
Holcim  
Nestlé  
Schindler  
Swissport  
Syngenta  
UBS  
Zurich

# SWISS ECONOMIC IMPACT ILLINOIS



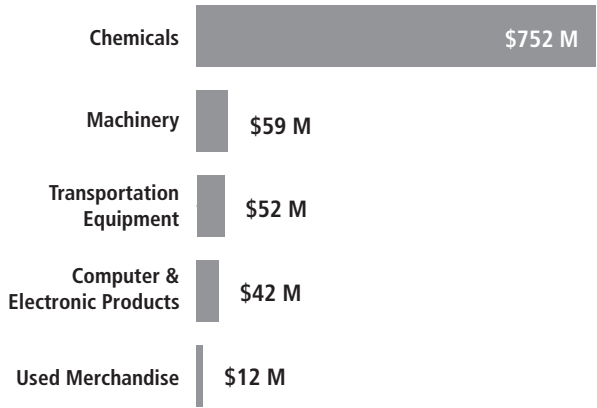
Illinois Residents of Swiss Descent: 32,645

## Employment Supported by Foreign Affiliates 2022



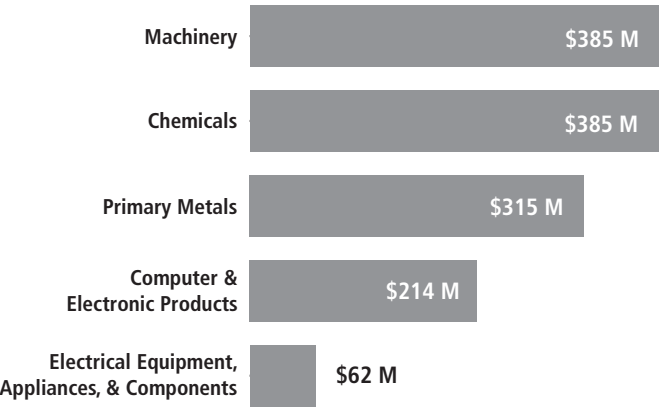
## Top Exports of Goods by Industry from Illinois to Switzerland 2023

Total Export Value of Goods = \$955 M



## Top Imports of Goods by Industry from Switzerland to Illinois 2023

Total Import Value of Goods = \$1.6 B



## Swiss Companies Located in Illinois

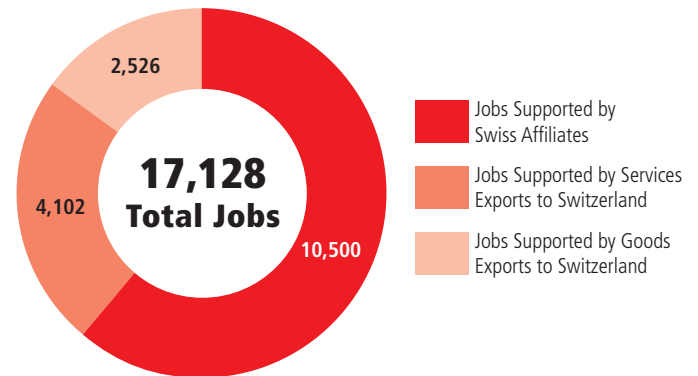
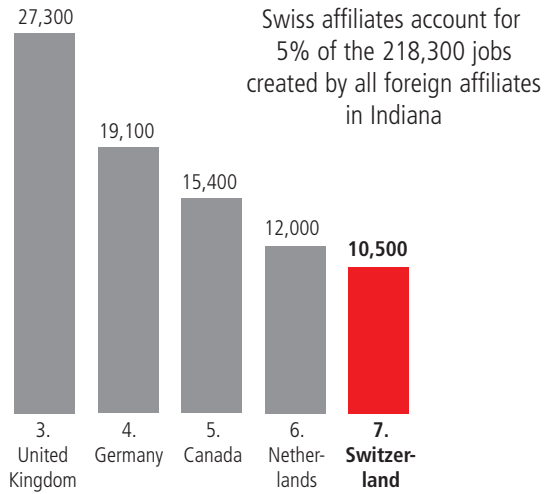
Accumation	Chicago Faucets (Geberit)	J. Schneeberger	RAHN	Swiss International Airlines
ACRON	Chubb (ACE)	Jet Aviation	Reishauer	Swiss Post Solutions
Adecco	Dormakaba	Kuehne+Nagel	Richard Mille	Swiss Re
American Lamprecht	Egon Zehnder	Kummer	Rolex	Swiss Steel Group
Transport	Endress+Hauser	Holcim	Rollomatic	Swissport
Andrea Luehmann	EROWA	Leister Technologies	Rychiger	Syngenta
Asendia	Etel	Life Watch	Schindler	Tag Heuer
Avanti's Peoria	Euromaier	Lindt & Sprüngli	Schlatter	Teuscher
Barry Callebaut	EVAC International	Medela	Schleuniger	Tornos Technologies
Bea 2 B Services	Ewab	MSC	Schneeberger	Tradition
Bernina	Fracht	Nespresso	SGS	UBS
BIG KAISER	Gategroup	Nestlé	SICPA	Vacheron Constantin
Bircher	Georg Fischer	NUM	Sika	Vitra
BONECO	Givaudan	Numerical Precision	Sonova	Wandfluh
Bossard	Habasit	Oerlikon	Stahli	Ziemer
Bucher Industries	Hoerbiger	Omega	STMicroelectronics	Zuercher
Bucherer Group	Hotels of Switzerland	Platit	Strausak	Zurich
Bystronic	Ionbond	Polydec	Sulzer SWAN Analytical	
Carlo Gavazzi	IWC Schaffhausen	Quadrant	Swatch	

Note: Each indicator reflects the most recent U.S. government data available.

# SWISS ECONOMIC IMPACT INDIANA

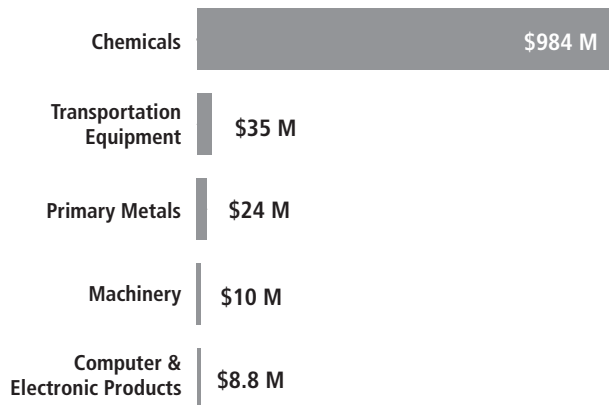


## Employment Supported by Foreign Affiliates 2022



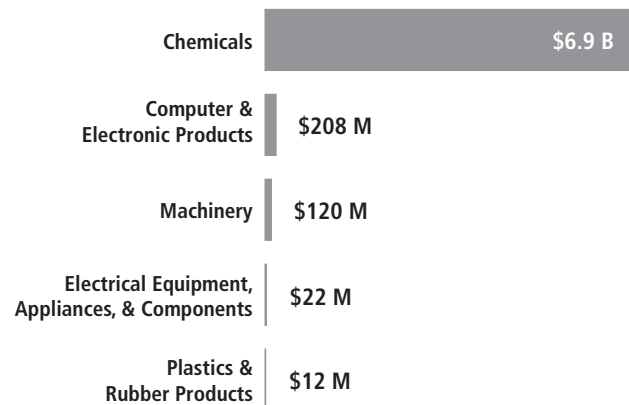
## Top Exports of Goods by Industry from Indiana to Switzerland 2023

Total Export Value of Goods = \$1.2 B



## Top Imports of Goods by Industry from Switzerland to Indiana 2023

Total Import Value of Goods = \$7.6 B



## Swiss Companies Located in Indiana

Adecco  
Agta Record  
Autoneum  
Chubb (ACE)  
Comlux  
Dormakaba  
Endress+Hauser

Gategroup  
Georg Utz  
ILAG  
Kuehne+Nagel  
Holcim  
Landis+Gyr  
Lindt & Sprüngli

Medartis  
Mercuria  
Nestlé  
Novartis  
Oerlikon  
Quadrant  
REGO-FIX

Roche Diagnostics  
Schindler  
SGS  
STMicroelectronics  
Swatch  
Swiss Re  
Syngenta

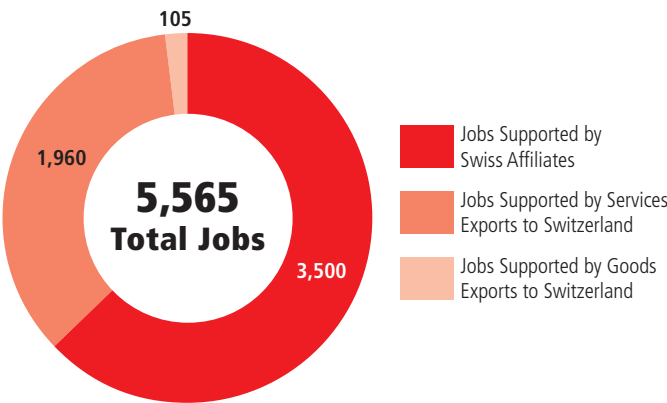
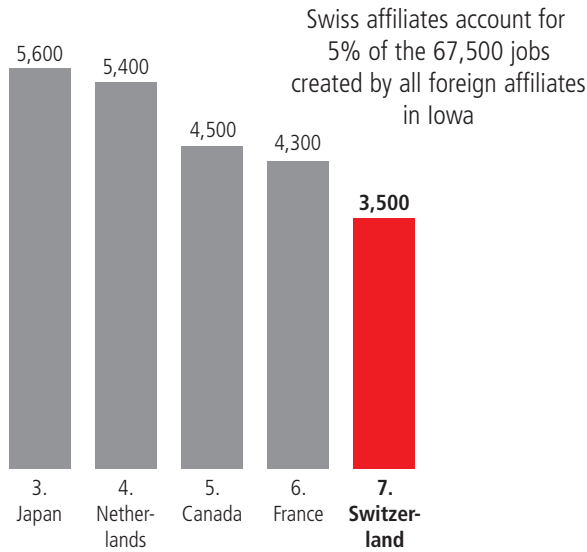
UBS  
Weidmann  
Zurich

# SWISS ECONOMIC IMPACT IOWA



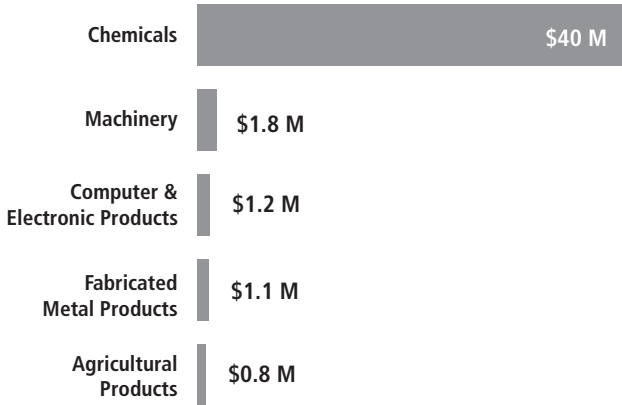
Iowa Residents of Swiss Descent: 14,259

## Employment Supported by Foreign Affiliates 2022



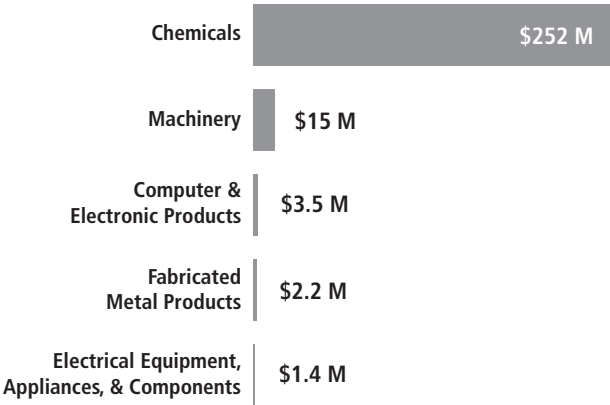
## Top Exports of Goods by Industry from Iowa to Switzerland 2023

Total Export Value of Goods = \$48 M



## Top Imports of Goods by Industry from Switzerland to Iowa 2023

Total Import Value of Goods = \$280 M



## Swiss Companies Located in Iowa

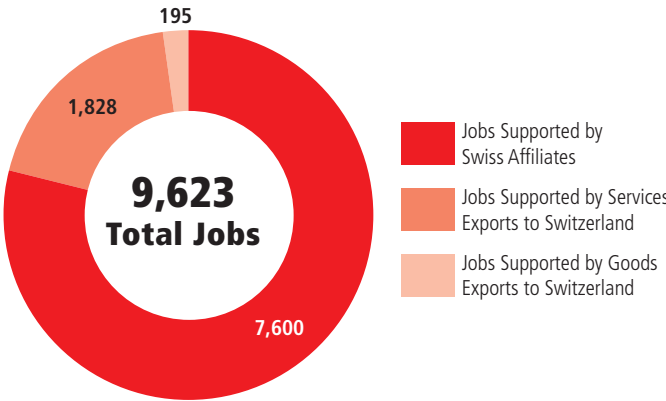
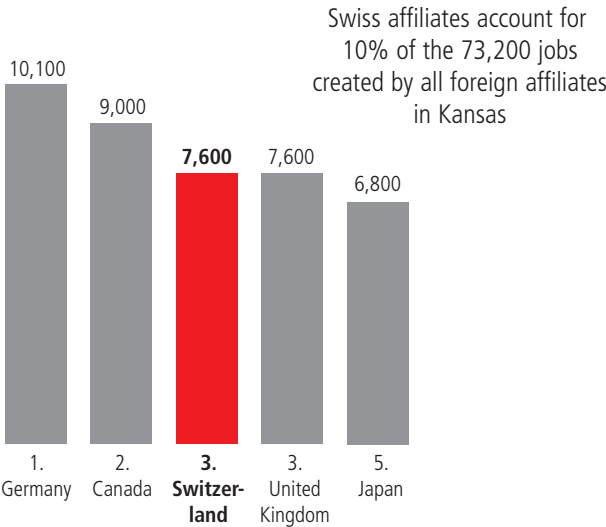
Adecco	Nestlé
Agta Record	Schindler
Bossard	SFS Group
Chubb (ACE)	Swissport
Comet	Syngenta
Endress+Hauser	UBS
Holcim	Zurich

# SWISS ECONOMIC IMPACT KANSAS




Kansas Residents of Swiss Descent: 12,006

## Employment Supported by Foreign Affiliates 2022




## Top Exports of Goods by Industry from Kansas to Switzerland 2023

Total Export Value of Goods = \$89 M



## Top Imports of Goods by Industry from Switzerland to Kansas 2023

Total Import Value of Goods = \$44 M

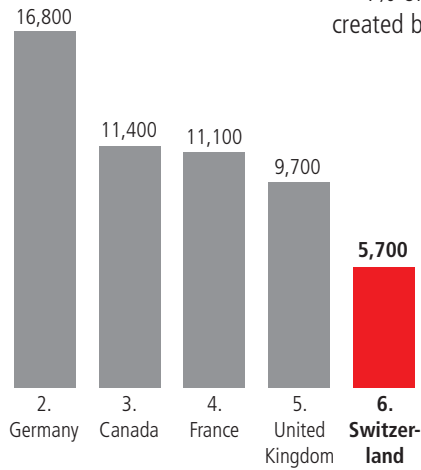


## Swiss Companies Located in Kansas

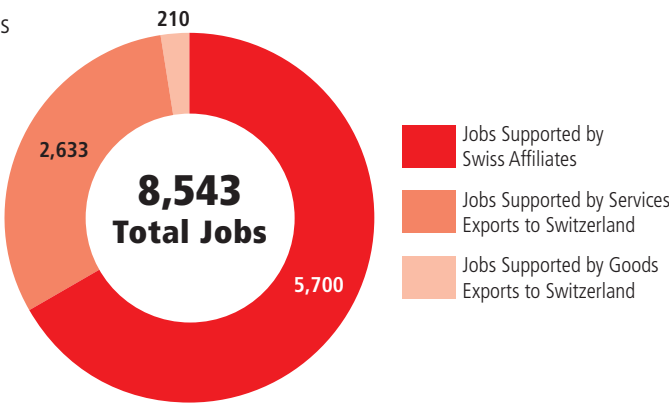
Adecco	Nestlé
Bucher Industries	Schindler
Chubb (ACE)	Syngenta
Hoerbiger	UBS
INFICON	Zurich Insurance
Kuehne+Nagel	

# SWISS ECONOMIC IMPACT KENTUCKY

## Employment Supported by Foreign Affiliates 2022

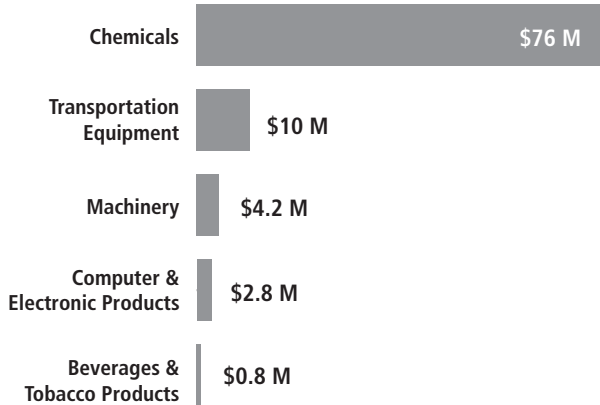


Swiss affiliates account for 4% of the 149,500 jobs created by all foreign affiliates in Kentucky



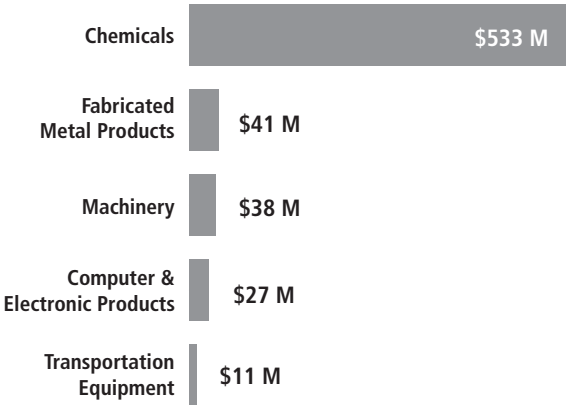
## Top Exports of Goods by Industry from Kentucky to Switzerland 2023

Total Export Value of Goods = \$96 M



## Top Imports of Goods by Industry from Switzerland to Kentucky 2023

Total Import Value of Goods = \$2.1 B



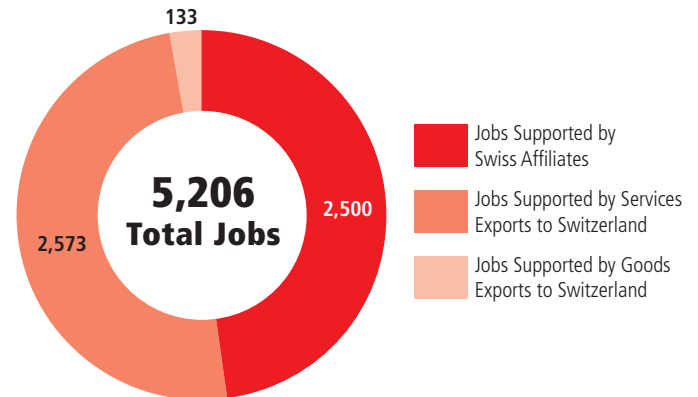
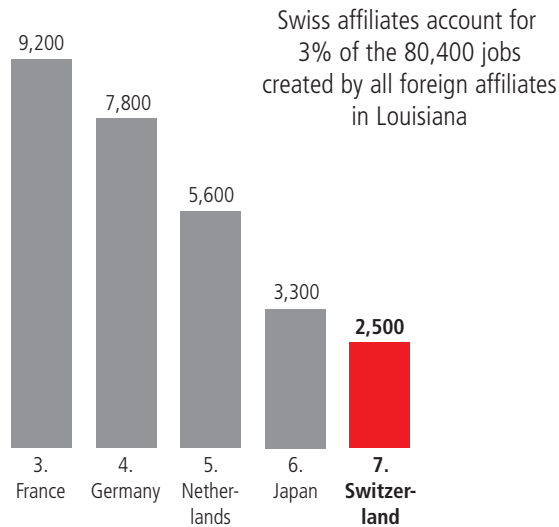
## Swiss Companies Located in Kentucky

3A Composites (Schweiter)	Gategroup	SGS
Adecco	Ghirardelli (Lindt & Sprüngli)	Starrag-Heckert
Autoneum	Givaudan	Syngenta
Avolta	Kuehne+Nagel	UBS
Chubb (ACE)	Lazar Anode Technologies	Zeochem
Clariant	Nestlé	Zurich
Dormakaba	Netstal Machinery	
Evolva	Omya	

# SWISS ECONOMIC IMPACT LOUISIANA

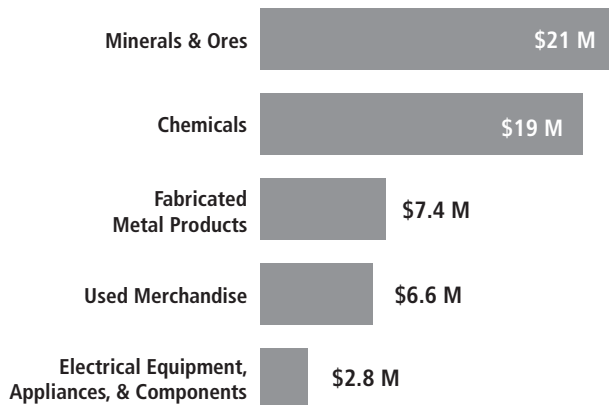


## Employment Supported by Foreign Affiliates 2022



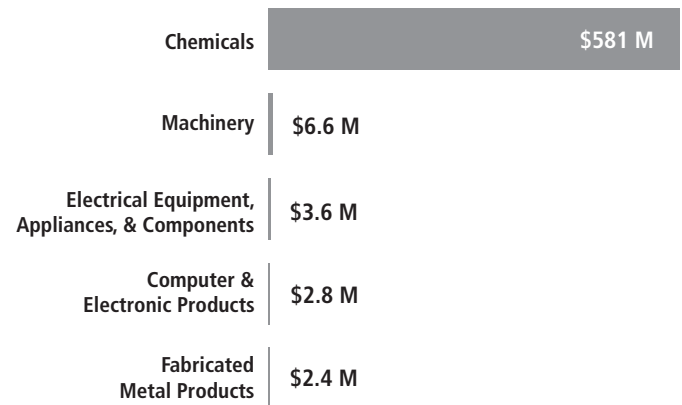
## Top Exports of Goods by Industry from Louisiana to Switzerland 2023

Total Export Value of Goods = \$61 M



## Top Imports of Goods by Industry from Switzerland to Louisiana 2023

Total Import Value of Goods = \$601 M



## Swiss Companies Located in Louisiana

Adecco	Holcim	Syngenta
Burckhardt Compression	Kopter	Transocean
Chubb (ACE)	MSC	UBS
Clariant	Nestlé	Viking Cruises
Datwyler	Schindler	Weatherford
Fanke	SGS	Zurich
Gategroup	Sulzer	
Hoerbiger	Swissport	

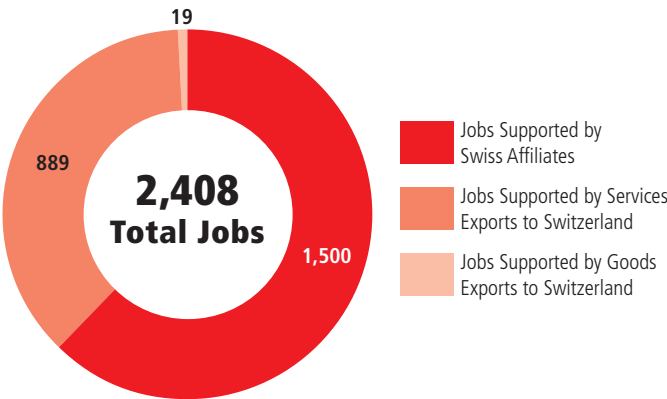
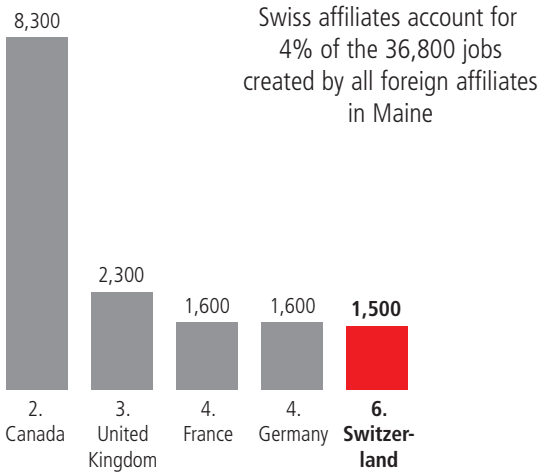


# SWISS ECONOMIC IMPACT MAINE



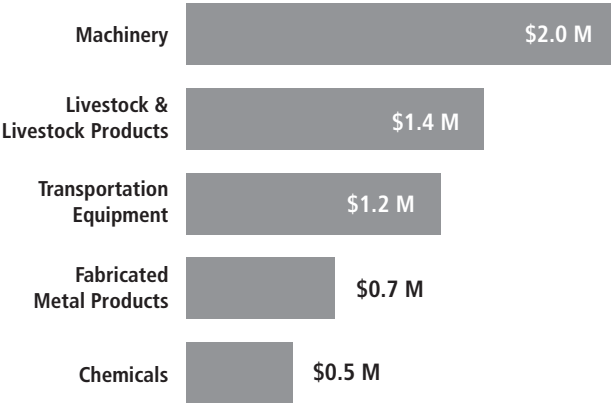
Maine Residents of Swiss Descent: 2,235

## Employment Supported by Foreign Affiliates 2022



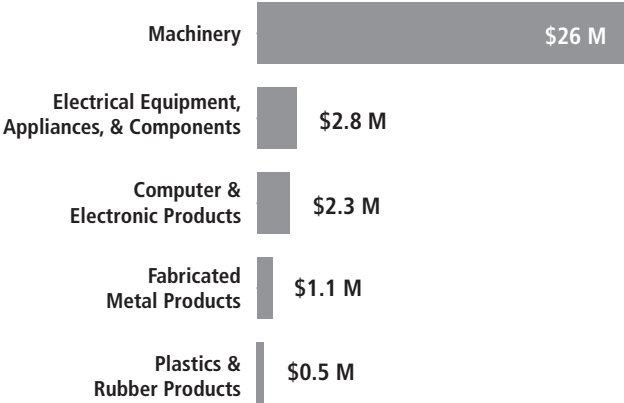
## Top Exports of Goods by Industry from Maine to Switzerland 2023

Total Export Value of Goods = \$8.6 M



## Top Imports of Goods by Industry from Switzerland to Maine 2023

Total Import Value of Goods = \$41 M



## Swiss Companies Located in Maine

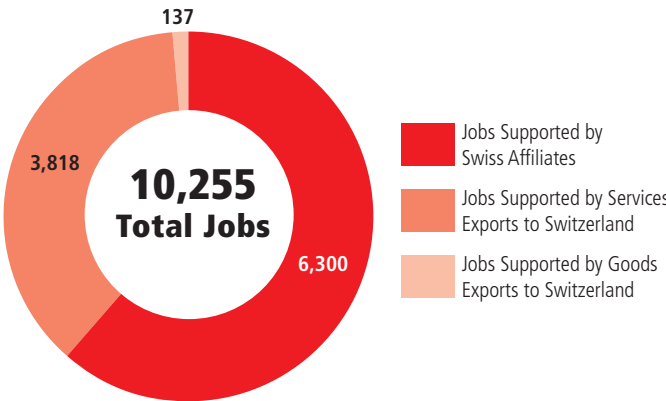
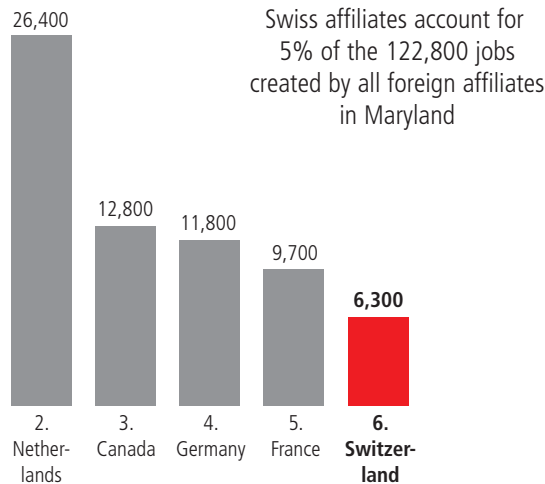
Adecco	Lindt & Sprüngli
Chubb (ACE)	Nestlé
Clariant	Syngenta
FISBA North America	UBS
Kardex	Zurich
Katadyn	

# SWISS ECONOMIC IMPACT MARYLAND



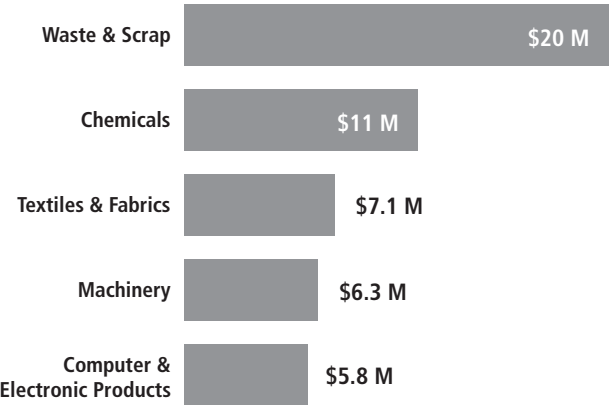
Maryland Residents of Swiss Descent: 11,354

## Employment Supported by Foreign Affiliates 2022




## Top Exports of Goods by Industry from Maryland to Switzerland 2023

Total Export Value of Goods = \$63 M



## Top Imports of Goods by Industry from Switzerland to Maryland 2023

Total Import Value of Goods = \$160 M

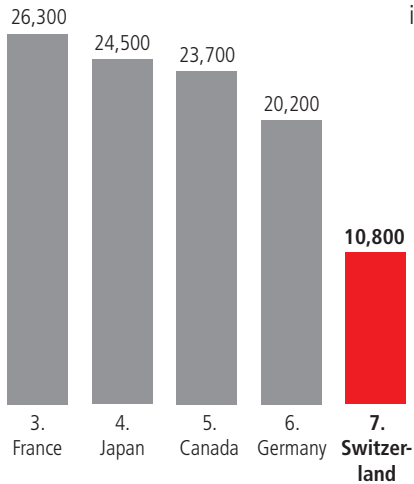


## Swiss Companies Located in Maryland

Adecco	Ferrum	Liebherr	Phoenix Mecano
Albert Uster Imports	Genentech (Roche Group)	Lindt & Sprüngli	Schindler
Alcon	Gsell	Lonza	SGS
Avolta	GT Gain Therapeutics	MSC	Swissport
Biodenta	Holcim	Nespresso	Syngenta
Chubb (ACE)	Infors Hat	Nestlé	UBS
DK Contractors	Kuehne+Nagel	Novartis	Zurich

# SWISS ECONOMIC IMPACT MASSACHUSETTS

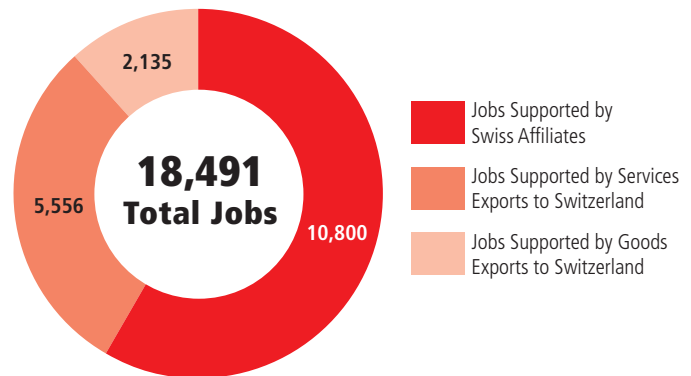
## Employment Supported by Foreign Affiliates 2022



Swiss affiliates account for  
5% of the 236,600 jobs  
created by all foreign affiliates  
in Massachusetts

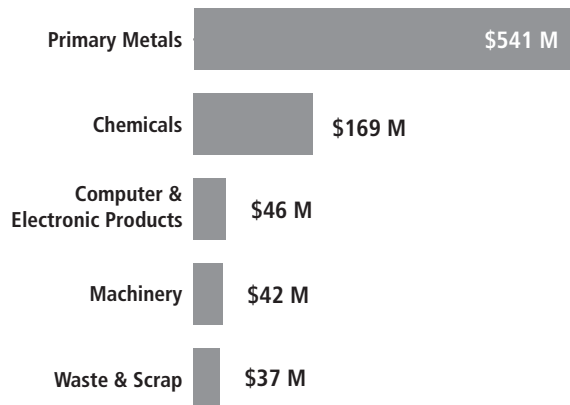


Massachusetts Residents of Swiss Descent: 10,354




## Top Exports of Goods by Industry from Massachusetts to Switzerland 2023

Total Export Value of Goods = \$977 M



## Top Imports of Goods by Industry from Switzerland to Massachusetts 2023

Total Import Value of Goods = \$896 M



## Swiss Companies Located in Massachusetts

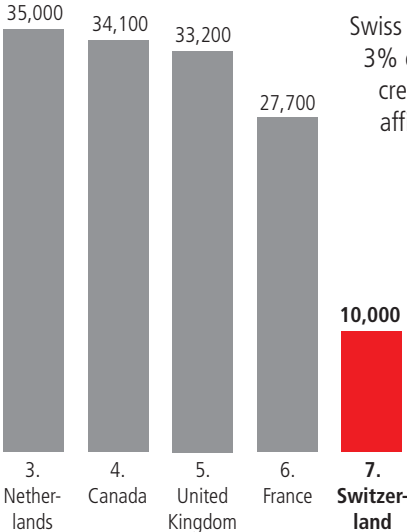
A-Connect	Endress+Hauser	Jet Aviation	Pharvaris Inc.	Straumann Manufacturing, Inc.
Acronis	FRACHT FWO	Jungbunzlauer	Richard Mille	Sustainerv
Adecco	Franke	Kuehne+Nagel	Runtal	Swatch
Akris	Gategroup	Läderach	Schaffner EMC	Swiss Re
Avolta	Georg Fischer	Leica Geosystems	Schindler	Swissport
Biognosys	Ghirardelli (Lindt & Sprüngli)	Lindt & Sprüngli	Schneeberger	Syngenta
Bucherer Group	Givaudan	Lonza	Schoeller Textil	TELSONIC
CeQur	Helbling	Maxon Precision Motors	Sika	Tentpin
Chubb (ACE)	Hocoma	Metalor	SITA	Teuscher
Clariant	Hoerbiger	MSC	SIX Financial Information	UBS
CRISPR Therapeutics	Hoffmann-La Roche	Nespresso	Sophia Genetics	Zurich
Diamond	Holcim	Nestlé	SOTAX	
EBP	INEOS	Novartis	Spirig Advanced Technologies	
Egon Zehnder	Infranor	Oerlikon	STMicroelectronics	

# SWISS ECONOMIC IMPACT

## MICHIGAN

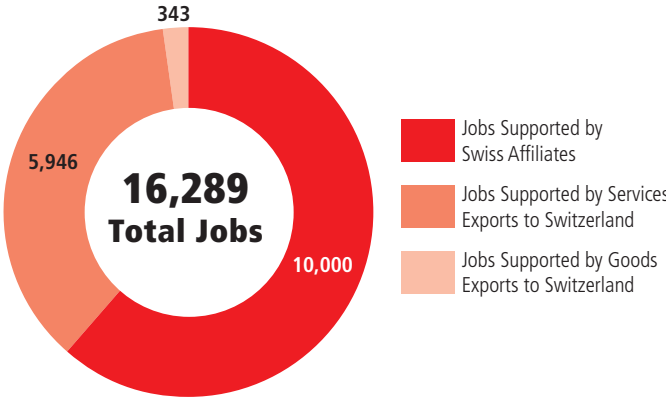


### Employment Supported by Foreign Affiliates 2022




Swiss affiliates account for 3% of the 326,800 jobs created by all foreign affiliates in Michigan

Michigan Residents of Swiss Descent: 22,799




### Top Exports of Goods by Industry from Michigan to Switzerland 2023

Total Export Value of Goods = \$157 M



### Top Imports of Goods by Industry from Switzerland to Michigan 2023

Total Import Value of Goods = \$308 M

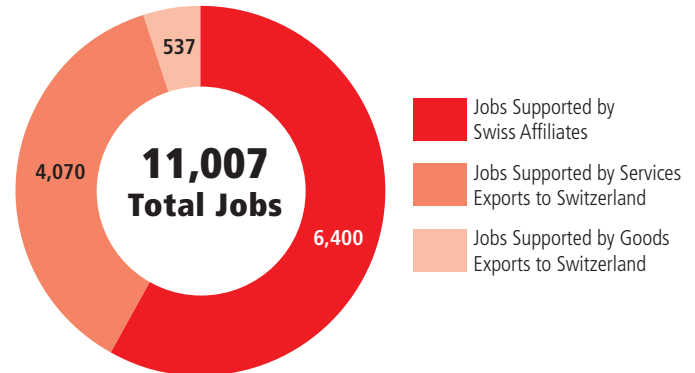
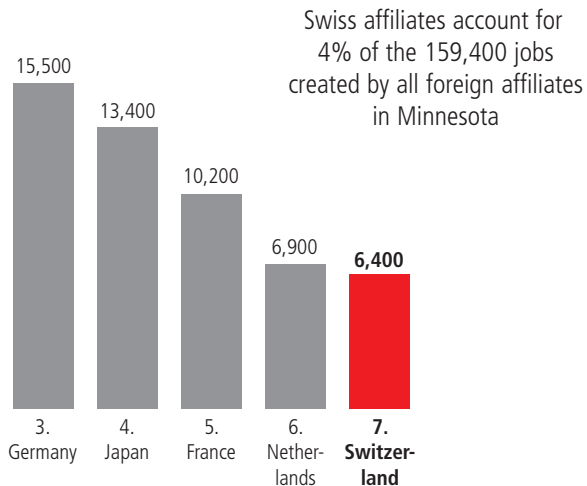


### Swiss Companies Located in Michigan

ABB	Dormakaba	Kaiser Optical	Oetiker	Stäubli
Adecco	Eco Physiks	Kistler	Omya	STMicroelectronics
Agta Record	EMS-FTEC	Kuehne+Nagel	Pibomulti	Swiss Steel Group
APAG	Endress+Hauser	Holcim	Quadrant	Swissport
AutoForm Engineering	European Technology Center	LEM	Regoplas	Syngenta
Autoneum	Ewab	Liebherr	Rehau	TELSONIC
Baertschi-Fobro	Exilterra	Lindt & Sprüngli	Saxonia-Franke	Tool-Temp
Bucher Industries	Firmenich	Luxoft	Schindler	UBS
Bühler	Gategroup	Metalor	SGS	Zurich
Chubb (ACE)	Güdel	Nestlé	Sika	
Condair	Ionbond	Oerlikon	Sonceboz	

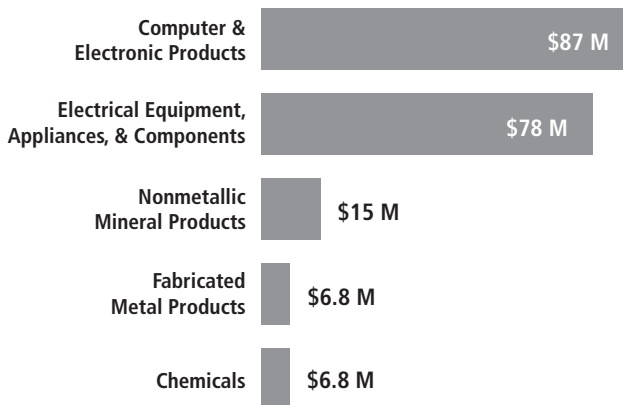
# SWISS ECONOMIC IMPACT MINNESOTA

## Employment Supported by Foreign Affiliates 2022




## Top Exports of Goods by Industry from Minnesota to Switzerland 2023

Total Export Value of Goods = \$246 M



## Top Imports of Goods by Industry from Switzerland to Minnesota 2023

Total Import Value of Goods = \$328 M



## Swiss Companies Located in Minnesota

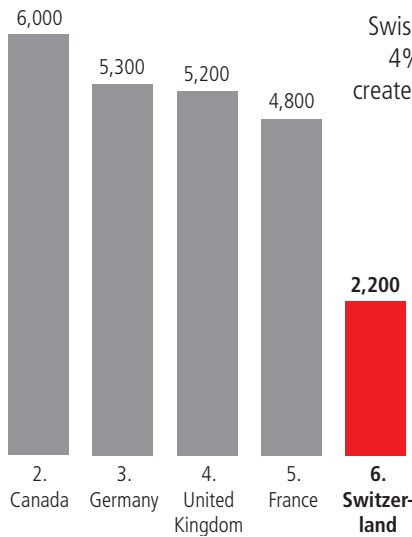
Adecco	FRAISA	Nespresso	Swiss Steel Group
Asyrii	Ionbond	Nestlé	Swissport
Avolta	Kuehne+Nagel	Schaffner EMC	Syngenta
Bühler	Holcim	Schindler	TE Connectivity
CEDES	Landis+Gyr	Sonova	Tenthpin
Chubb (ACE)	Lindt & Sprüngli	Sportradar	Trikora
Ferring	Lonza	STMicroelectronics	UBS
Firmenich	Nagra	Swatch	Zurich

# SWISS ECONOMIC IMPACT MISSISSIPPI

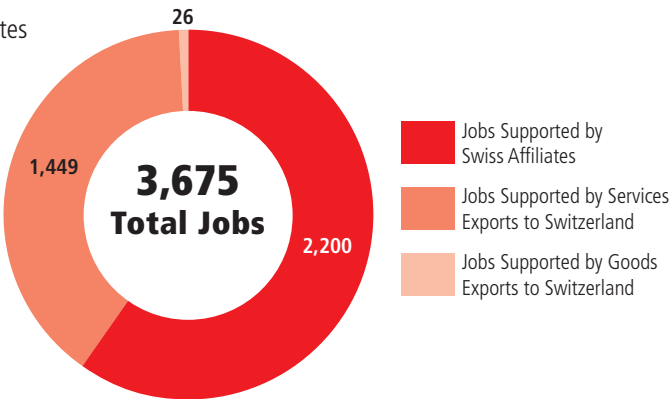


Mississippi Residents of Swiss Descent: 1,120

## Employment Supported by Foreign Affiliates 2022

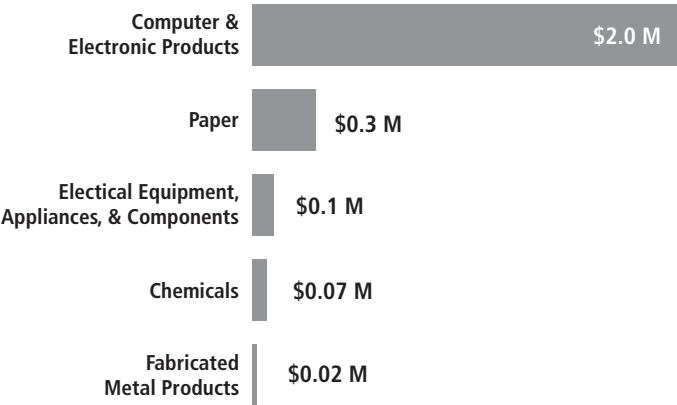


Swiss affiliates account for 4% of the 49,800 jobs created by all foreign affiliates in Mississippi



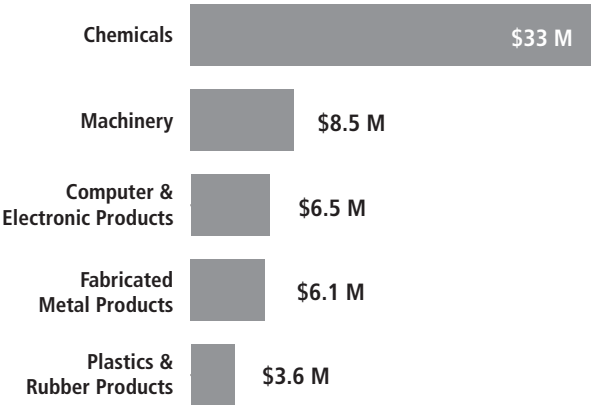
## Top Exports of Goods by Industry from Mississippi to Switzerland 2023

Total Export Value of Goods = \$12 M



## Top Imports of Goods by Industry from Switzerland to Mississippi 2023

Total Import Value of Goods = \$156 M



## Swiss Companies Located in Mississippi

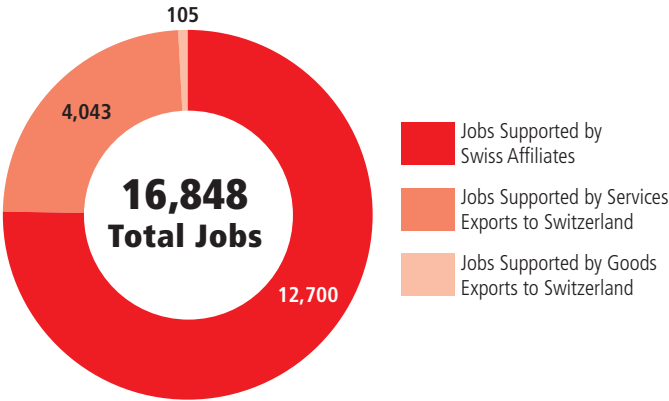
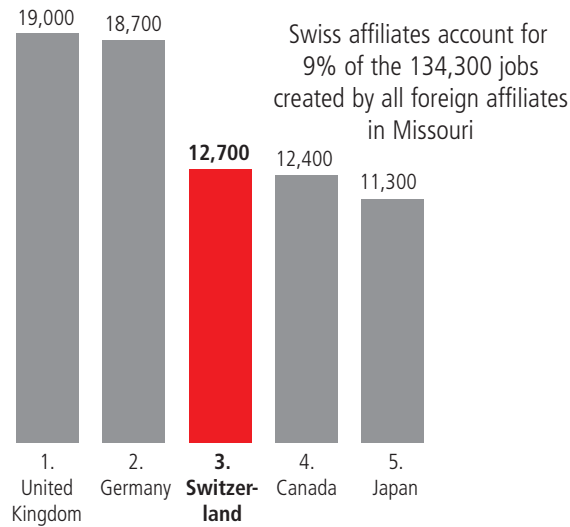
Adecco  
Kuehne+Nagel  
LafargeHolcim  
Phoenix Mecano  
Schindler  
UBS  
Wey Valve  
Zurich

# SWISS ECONOMIC IMPACT MISSOURI



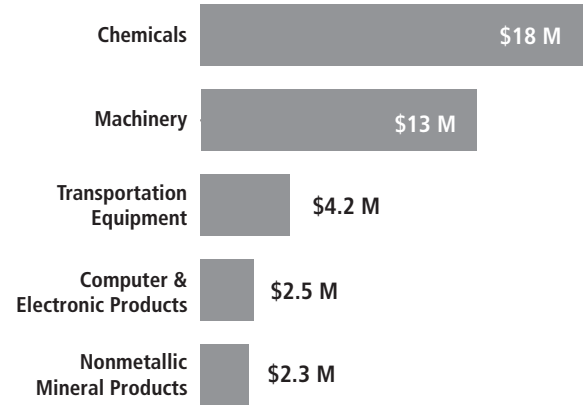
Missouri Residents of Swiss Descent: 21,710

## Employment Supported by Foreign Affiliates 2022



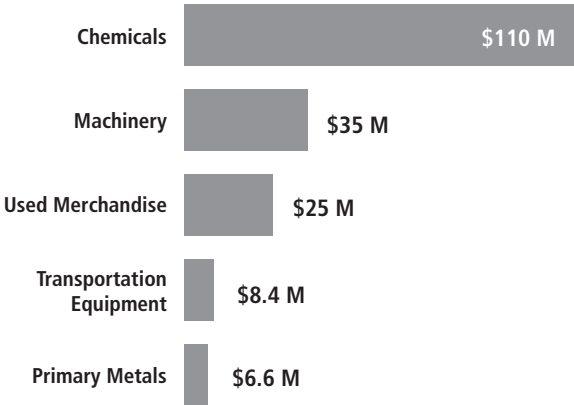
## Top Exports of Goods by Industry from Missouri to Switzerland 2023

Total Export Value of Goods = \$48 M



## Top Imports of Goods by Industry from Switzerland to Missouri 2023

Total Import Value of Goods = \$227 M

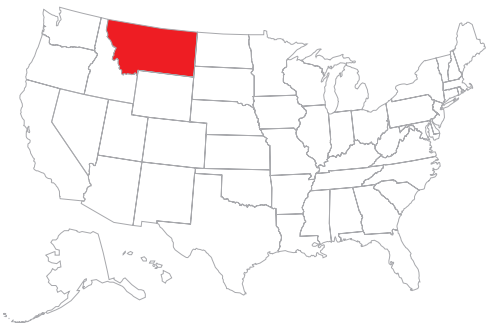


## Swiss Companies Located in Missouri

ABB	Hallmark Aviation Services	Sefar
Adecco	Inauen Group	Sika
Avolta	Kuehne+Nagel	Swiss Re
Bucher Emhart	Holcim	Swissport
BC99	Liebherr	Syngenta
Chubb (ACE)	Lindt & Sprüngli	UBS
Dormakaba	Nestlé	Zurich
Firmenich	Schindler	
Gategroup	Schiwag	

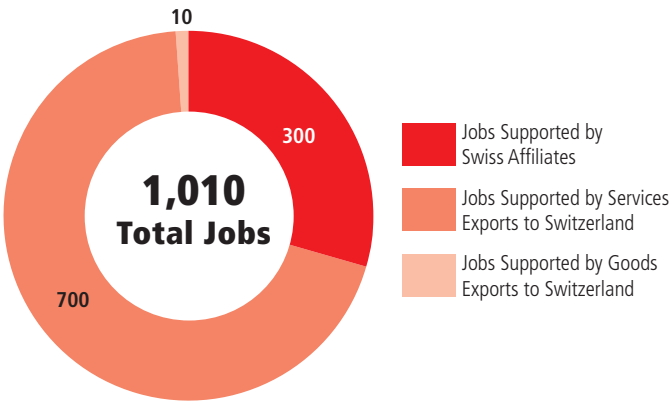
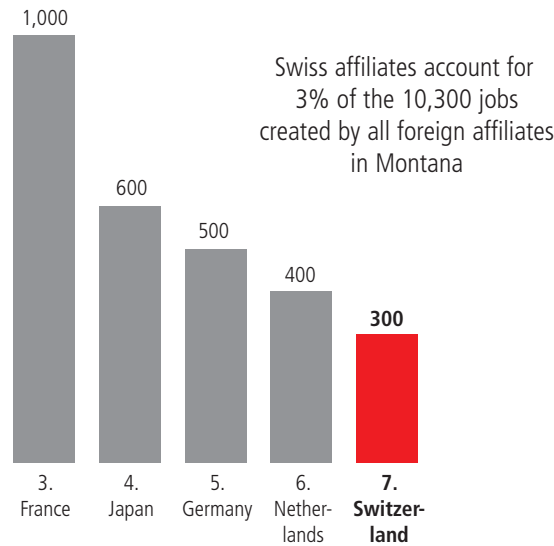
Note: Each indicator reflects the most recent U.S. government data available.

# SWISS ECONOMIC IMPACT MONTANA



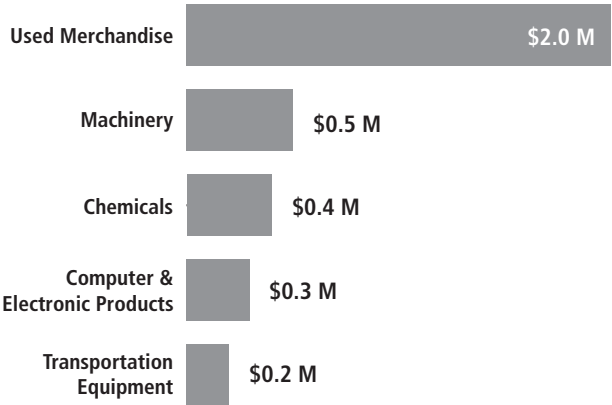
Montana Residents of Swiss Descent: 5,191

## Employment Supported by Foreign Affiliates 2022




## Top Exports of Goods by Industry from Montana to Switzerland 2023

Total Export Value of Goods = \$4.6 M



## Top Imports of Goods by Industry from Switzerland to Montana 2023

Total Import Value of Goods = \$13 M



## Swiss Companies Located in Montana

Adecco  
Chubb (ACE)  
Oerlikon  
SGS  
Syngenta  
UBS  
Zurich



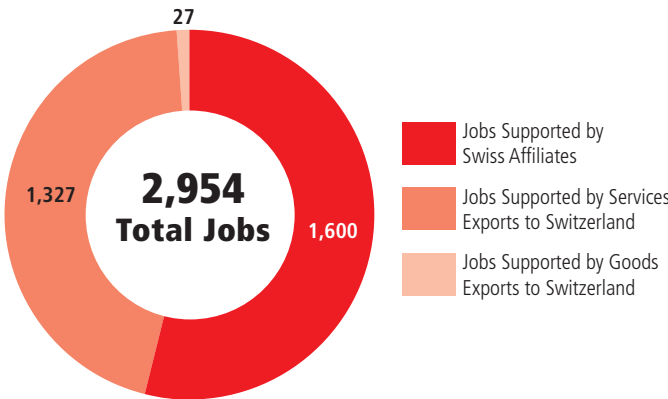
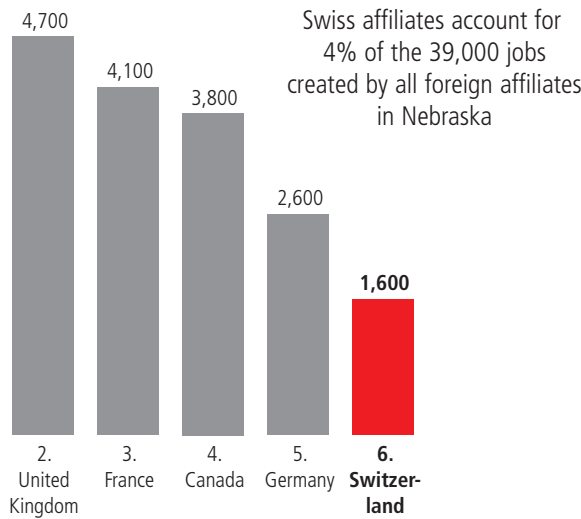
# SWISS ECONOMIC IMPACT

## NEBRASKA



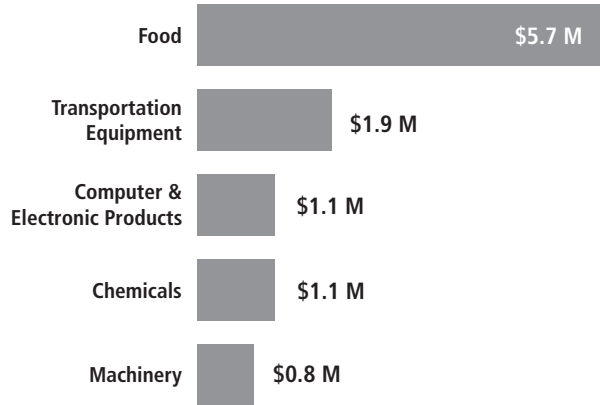
Nebraska Residents of Swiss Descent: 6,313

### Employment Supported by Foreign Affiliates 2022



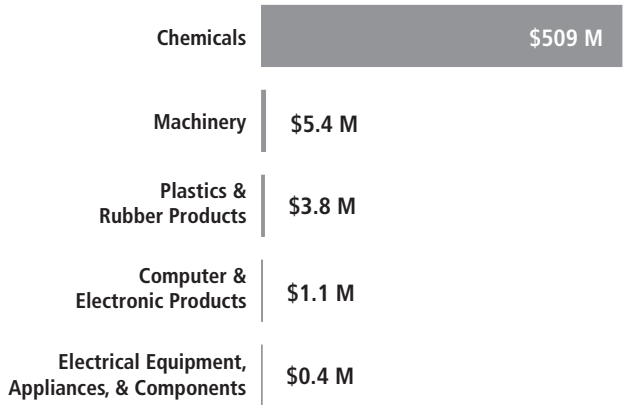
### Top Exports of Goods by Industry from Nebraska to Switzerland 2023

Total Export Value of Goods = \$12 M



### Top Imports of Goods by Industry from Switzerland to Nebraska 2023

Total Import Value of Goods = \$521 M



### Swiss Companies Located in Nebraska

Adecco	Nestlé
Avolta	Schindler
Chubb (Ace)	Swissport
Givaudan	Syngenta
Hallmark Aviation Services	UBS
Holcim	Zurich
Lindt & Sprüngli	

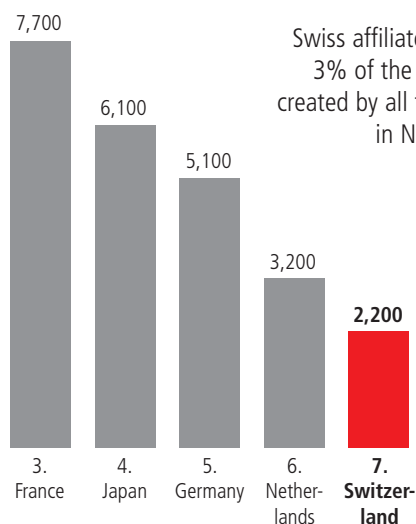
Note: Each indicator reflects the most recent U.S. government data available.

# SWISS ECONOMIC IMPACT NEVADA

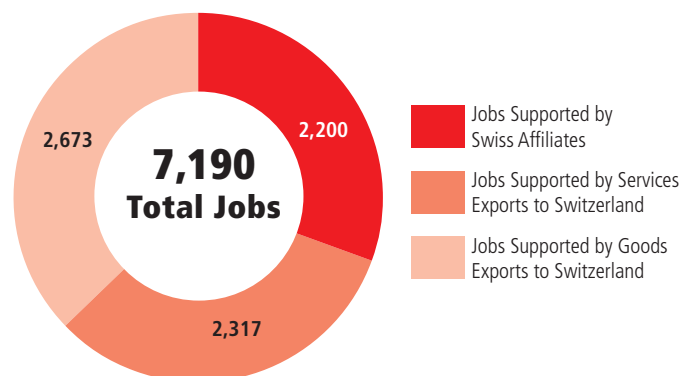


Nevada Residents of Swiss Descent: 9,134

## Employment Supported by Foreign Affiliates 2022

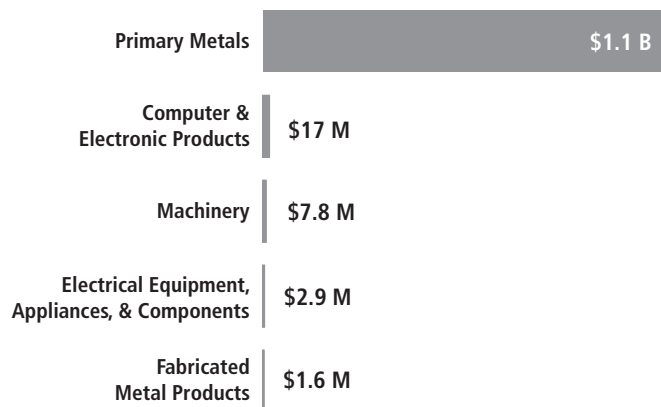


Swiss affiliates account for 3% of the 63,800 jobs created by all foreign affiliates in Nevada




## Top Exports of Goods by Industry from Nevada to Switzerland 2023

Total Export Value of Goods = \$1.2 B



## Top Imports of Goods by Industry from Switzerland to Nevada 2023

Total Import Value of Goods = \$183 M



## Swiss Companies Located in Nevada

Adecco  
ARYZTA  
Avolta  
Bally  
Belimo  
Breitling  
Bucherer  
Chubb (ACE)  
Endress+Hauser

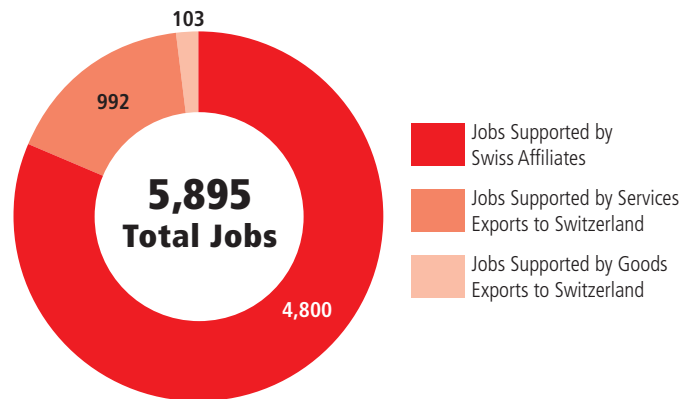
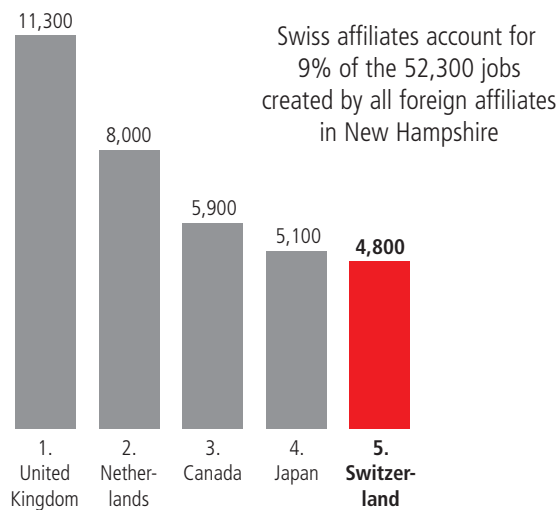
Gategroup  
Ghirardelli (Lindt & Sprüngli)  
Haag-Streit  
Holcim  
Hublot  
IWC Schaffhausen  
Jaeger-LeCoultre  
Kuehne+Nagel  
Liebherr

Nagra  
Nestlé  
Piaget  
Richard Mille  
Richemont  
Schindler  
SGS  
SIKA  
Swatch

Swissport  
TAG Heuer  
Thermoplan  
UBS  
Vacheron Constantin  
Zurich

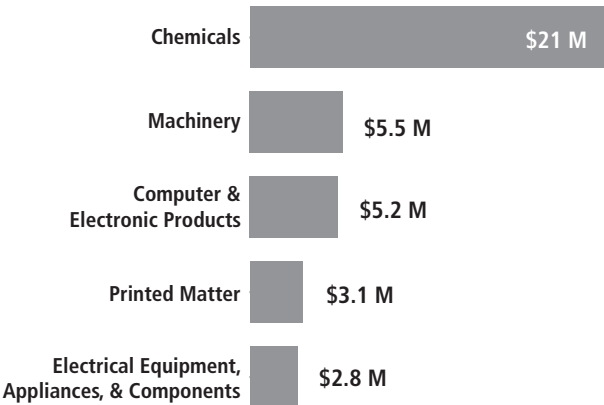
# SWISS ECONOMIC IMPACT NEW HAMPSHIRE

## Employment Supported by Foreign Affiliates 2022



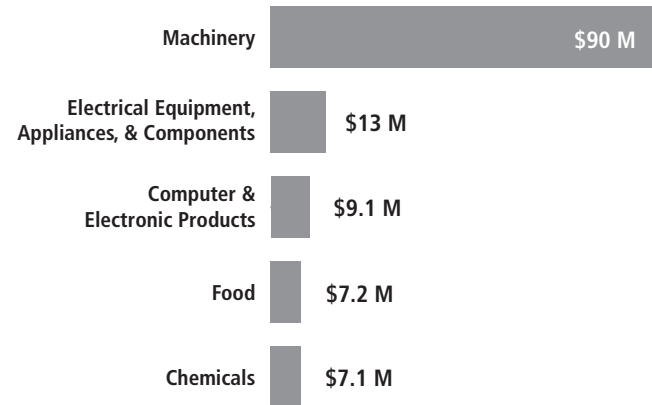
## Top Exports of Goods by Industry from New Hampshire to Switzerland 2023

Total Export Value of Goods = \$47 M



## Top Imports of Goods by Industry from Switzerland to New Hampshire 2023

Total Import Value of Goods = \$149 M



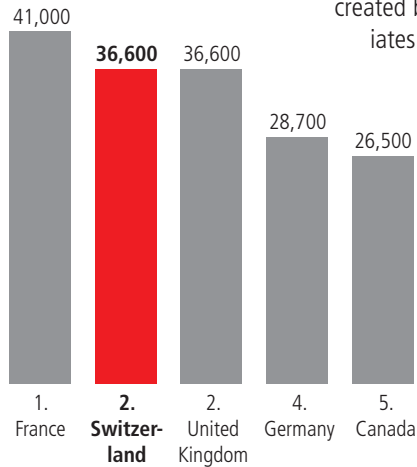
## Swiss Companies Located in New Hampshire

Adecco	Schleuniger
Chubb (ACE)	SGS
Holcim	Sulzer
Ionbond	SWISSto12
LEM	Syngenta
Lindt & Sprüngli	UBS
Lonza	Unisensor
Novocure	Zehnder
Safran Vectronix	Zurich

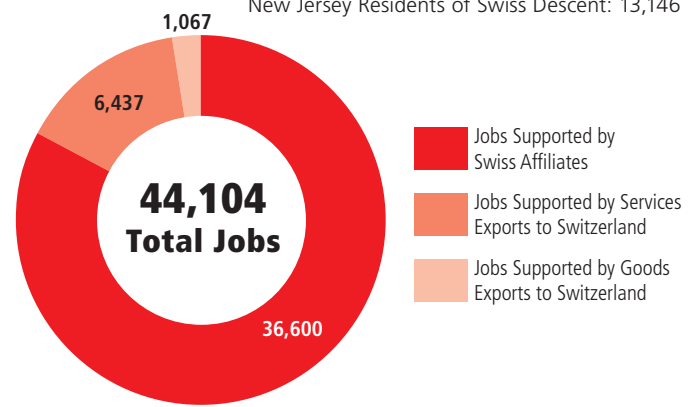
# SWISS ECONOMIC IMPACT NEW JERSEY



## Employment Supported by Foreign Affiliates 2022

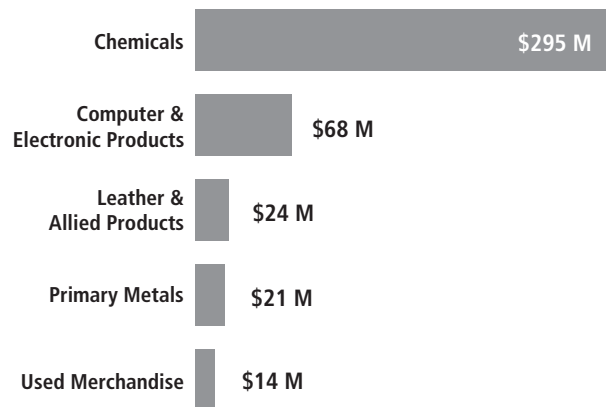


Swiss affiliates account for 12% of the 297,100 jobs created by all foreign affiliates in New Jersey



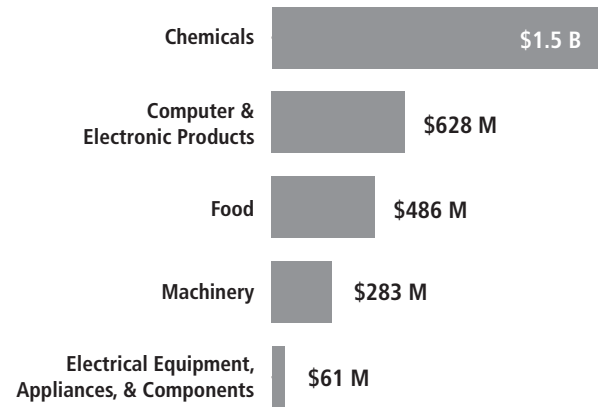
## Top Exports of Goods by Industry from New Jersey to Switzerland 2023

Total Export Value of Goods = \$488 M



## Top Imports of Goods by Industry from Switzerland to New Jersey 2023

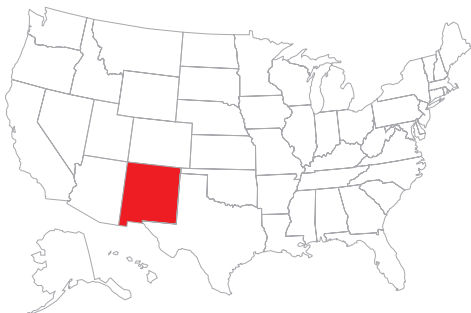
Total Import Value of Goods = \$3.4 B



## Swiss Companies Located in New Jersey

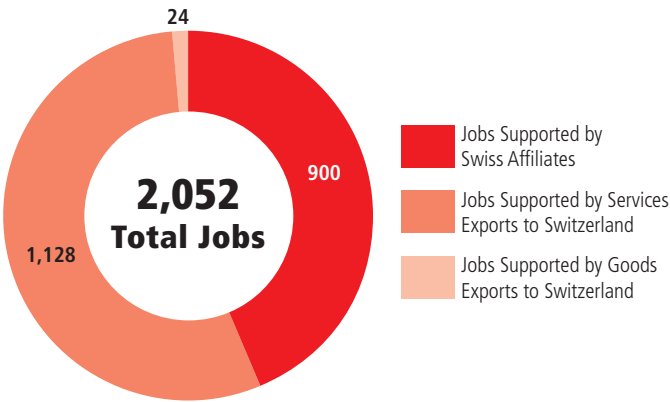
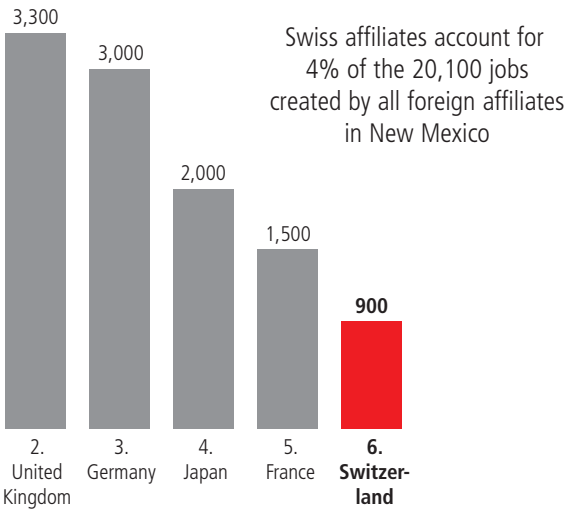
ABB	Datacolor	Holcim	Novartis	Solvias
A-Connect	Datwyler	Huber+Suhner	Perlen Converting	Sulzer
Actelion Pharmaceuticals	DKSH	Hudson Group (Dufry)	Polytype	Swatch
Adecco	Endress+Hauser	Ionbond	Regenlab	Swissport
Arxada	Ferring	Jet Aviation	Ricola USA	Swissray International
ARYTZA	Firmenich	Kuehne+Nagel	Rondo	Syngenta
Asendia	Gategroup	Läderach	Schaffner EMC	TAG Heuer
Avolta	Givaudan	Lindt & Sprüngli	Schindler	TE Connectivity
Barry Callebaut	Hallmark Aviation Services	Liebherr	Schmolz + Bickenbach	Temenos
Bobst	Hasselblad Bron	Lonza	Schneider	Transcontainer
Bruderer	Helsinn Therapeutics	Nagra	SGS	Transport
Chubb (ACE)	Hoerbiger	Nespresso	Siegfried	UBS
Clariant	Hoffmann-La Roche	Nestlé	Sika	Zurich

# SWISS ECONOMIC IMPACT NEW MEXICO



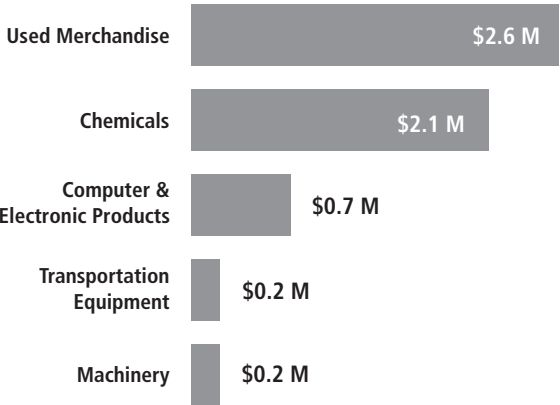
New Mexico Residents of Swiss Descent: 3,674

## Employment Supported by Foreign Affiliates 2022




## Top Exports of Goods by Industry from New Mexico to Switzerland 2023

Total Export Value of Goods = \$11 M



## Top Imports of Goods by Industry from Switzerland to New Mexico 2023

Total Import Value of Goods = \$21 M

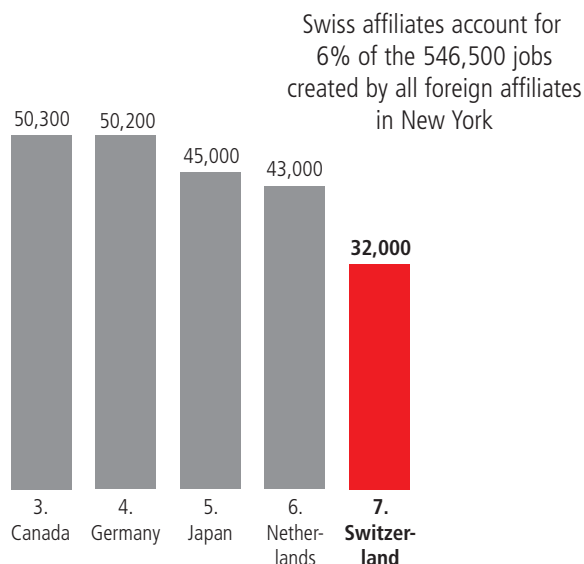


## Swiss Companies Located in New Mexico

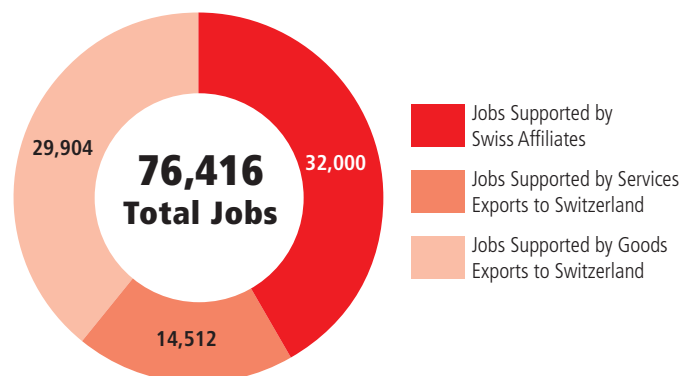
ABB	Northwire (Lemo)
Adecco	SGS
Avolta	SICPA
Brugg	Sulzer
Clariant	Swissport
INEOS	UBS
LafargeHolcim	Zurich

# SWISS ECONOMIC IMPACT NEW YORK

## Employment Supported by Foreign Affiliates 2022

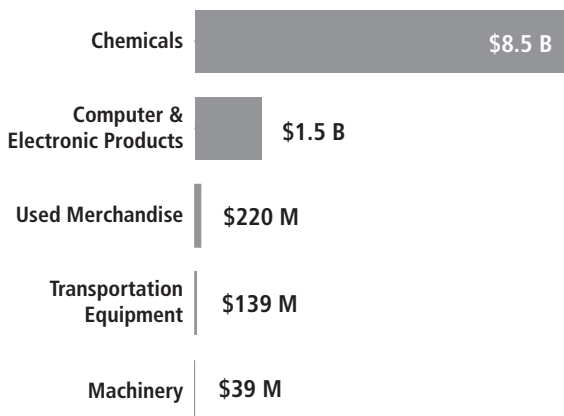


New York Residents of Swiss Descent: 33,928



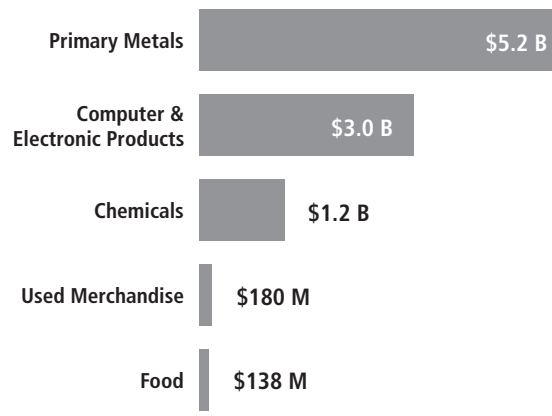
## Top Exports of Goods by Industry from New York to Switzerland 2023

Total Export Value of Goods = \$14 B



## Top Imports of Goods by Industry from Switzerland to New York 2023

Total Import Value of Goods = \$12 B

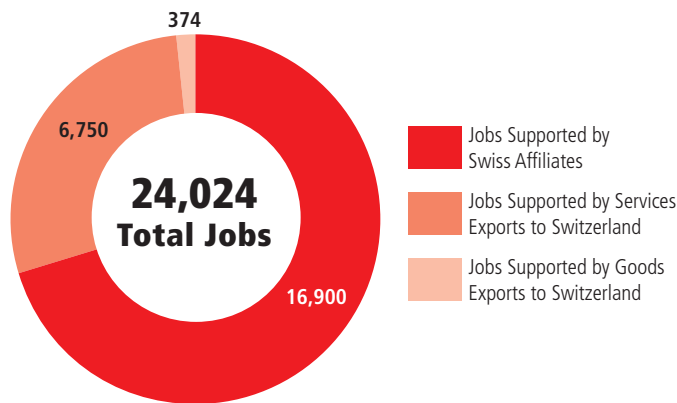
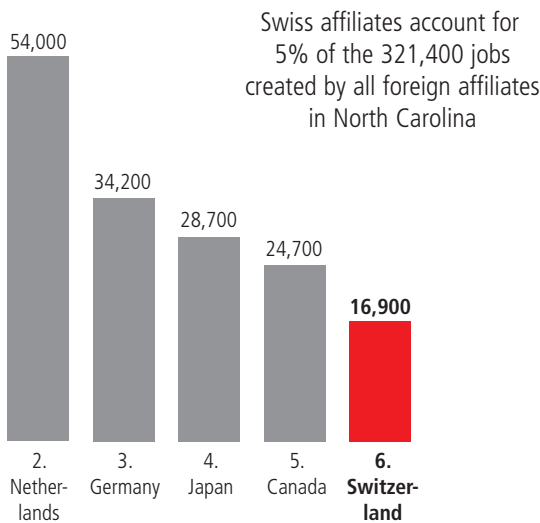


## Swiss Companies Located in New York

Adecco	Chubb (ACE)	Hallmark Aviation Services	Muller Martini	SGS SITA	Triumph
AFIAA	Climeworks	Hoffmann-La Roche	Nagra	SIX Financial Information	UBS
Akris	Condair Création Baumann	Holcim	Nespresso	SoftwareOne	unigFEED
American Lamprecht Transport	Cybera	Hublot	Nestlé	Soudronic	USM
American Laubscher	Dara Capital	INFICON	Night Nurse Images	STA Travel	Vacheron Constantin
Appway	De Sede	Insensation	Novartis	Starmind	Vectivbio
Arxada	EF Education First	IWC Schaffhausen	Oerlikon	Swatch	Victorinox
Asendia	Egon Zehnder	Jaeger-LeCoultre	Open Systems	Swiss International Air Lines	Vitra
Avolta	Emmi Roth	Jakob Schlaepfer	Partners Group	Swiss Post Solutions	Volpi
Axon Vibe	Endress+Hauser	Karin Herzog	Piaget	Swiss Re	Von Roll
Axpo	FELFEL	Kistler	Precipart	Swissport	Vontobel
Bally	Firmenich	Kuehne+Nagel	Publicitas	Switzerland Tourism	Weleda
Beech-Nut Nutrition (Hero)	FJD (Furrer-Jacot)	La Prairie	Richard Mille	Syngenta	Weytec
Bernina	Flatev	Läderach	Richemont	Synpulse	Willemin-Macodel
Blaser Swisslube	Fogal	Life Watch	Riri	TAG Heuer	Zehnder Group
Bohi Energy	Fracht	Lindt & Sprüngli	Roger Dubuis	TE Connectivity	Zkipster
Breitling	Frontify	Lombard Odier	Rolox	Temenos	Zumbach Electronic
Bucher Emhart Glass	GAM Holding	Luxoft	Rotronic	Teralytics	Zurich
Bucherer Group	Gategroup	Max Finkel Moment	Schaffner EMC	Teuscher	
Capital Dynamics	GFL USA	Montana Tech Components	Schindler	The Leading Hotels of the World	
Checkout.com	Givaudan	M-Industry	Schneider Freight	TISCA TIARA Tradition	
	Habasit	MSC	Sefar		

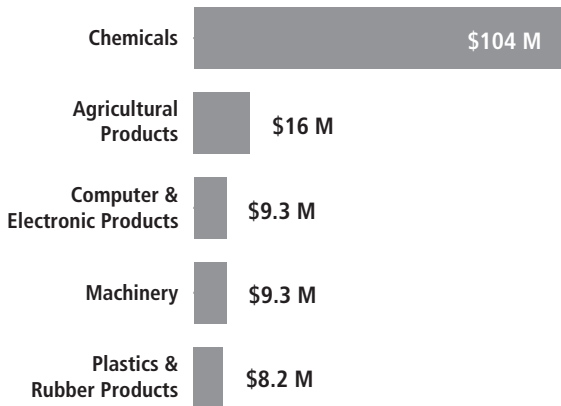
# SWISS ECONOMIC IMPACT NORTH CAROLINA

## Employment Supported by Foreign Affiliates 2022



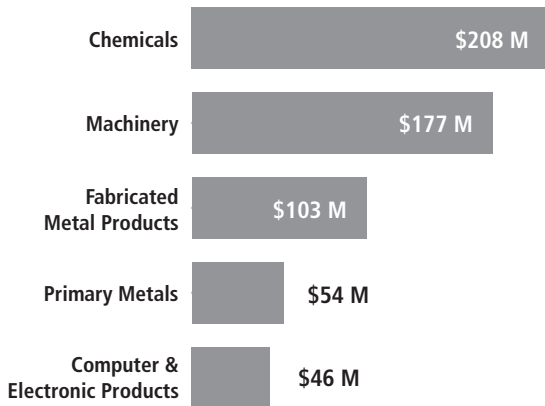
## Top Exports of Goods by Industry from North Carolina to Switzerland 2023

Total Export Value of Goods = \$171 M



## Top Imports of Goods by Industry from Switzerland to North Carolina 2023

Total Import Value of Goods = \$789 M



## Swiss Companies Located in North Carolina

3A Composites	Endress+Hauser	Lindt & Sprüngli	Sia Abrasives
ABB	Forbo	Liebherr	Simatec
Adecco	Georg Fischer	LNS Turbo	SpanSet
Agta Record	GESIPA Fasteners	Lonza	Steinemann Technology
Ascom Americas	Huber+Suhner	Maag Automatik	Swiss Made Brands USA
Baltek	Interroll	Max Daetwyler Corp.	Syngenta
Barry Callebaut	Ionbond	Nestlé	Tecan
Bucher Industries	Glatfelter	Novartis	UBS
Bühler Aeroglide	Jakob Mueller	Oerlikon	Uster Technologies
CAMAG Scientific	Kaba Ilco	Precision Swiss Products	Werner Mathis USA
Chubb (ACE)	Kuehne+Nagel	Sanitized	Zurich
Clariant	Holcim	Schindler	
Continental Grafix	Lantal Textiles	SGS	
DKB	Leybold Optics USA (Bühler)		

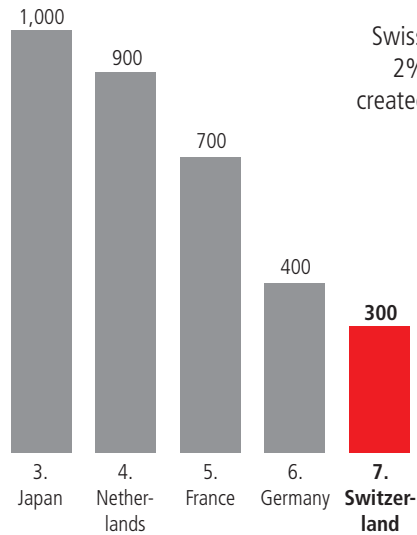
Note: Each indicator reflects the most recent U.S. government data available.

# SWISS ECONOMIC IMPACT NORTH DAKOTA

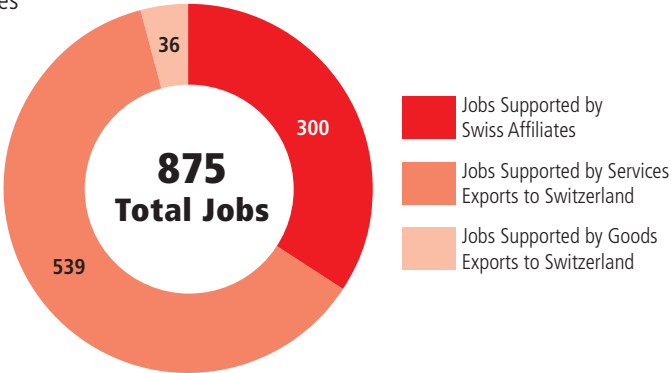


North Dakota Residents of Swiss Descent: 2,090

## Employment Supported by Foreign Affiliates 2022

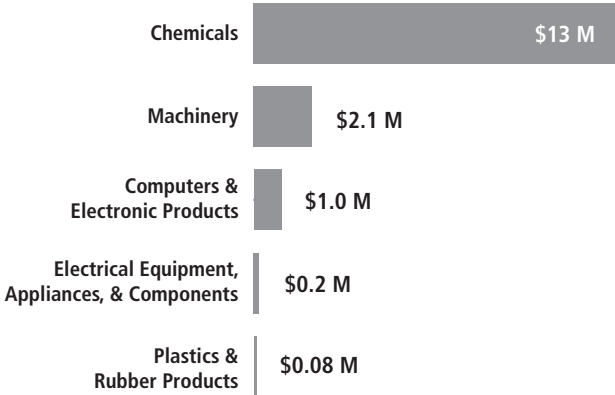


Swiss affiliates account for 2% of the 15,600 jobs created by all foreign affiliates in North Dakota



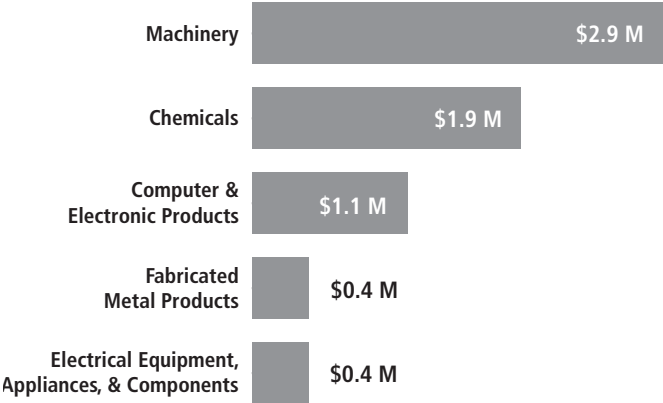
## Top Exports of Goods by Industry from North Dakota to Switzerland 2023

Total Export Value of Goods = \$17 M



## Top Imports of Goods by Industry from Switzerland to North Dakota 2023

Total Import Value of Goods = \$7.2 M



## Swiss Companies Located in North Dakota

Adecco  
Chubb (ACE)  
Holcim  
Meteomatics  
Schindler  
SGS  
Syngenta  
UBS  
Zurich

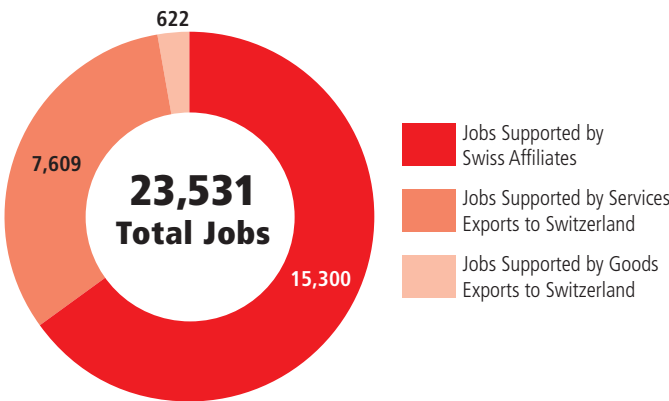
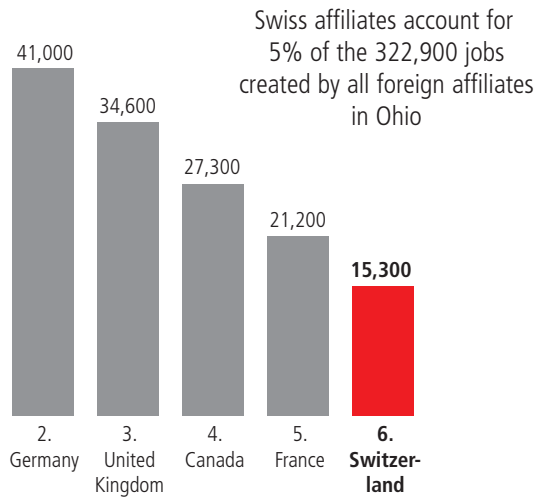


# SWISS ECONOMIC IMPACT OHIO




Ohio Residents of Swiss Descent: 66,751

## Employment Supported by Foreign Affiliates 2022




## Top Exports of Goods by Industry from Ohio to Switzerland 2023

Total Export Value of Goods = \$284 M



## Top Imports of Goods by Industry from Switzerland to Ohio 2023

Total Import Value of Goods = \$1.2 B



## Swiss Companies Located in Ohio

ABB	Givaudan	LNS	Sika
Adecco	Haag-Streit	MTAG	SITA
AISA	Hallmark Aviation Services	Nestlé	Swisslog
Autoneum	Heule	Oerlikon	Swissport
Avolta	Hoerbiger	Omya	Syngenta
Bossard	Holcim	Phoenix Mecano	Taski
Chubb (ACE)	Inauen Group	Rosen	TE Connectivity
Coltène	INEOS	Schaerer Medical	UBS
Comet	Ionbond	Schaffner EMC	United Grinding
Datwyler	Kern	Schindler	Valtronic
Feintool	Kuehne+Nagel	Schmolz+Bickenbach	Von Roll
FRACHT FWO	LEM	SFS Intec	Weidmann
Gategroup	Lindt & Sprüngli	SGS	Zurich

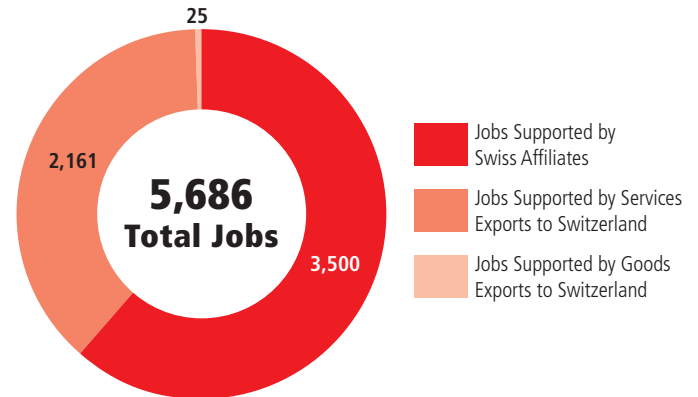
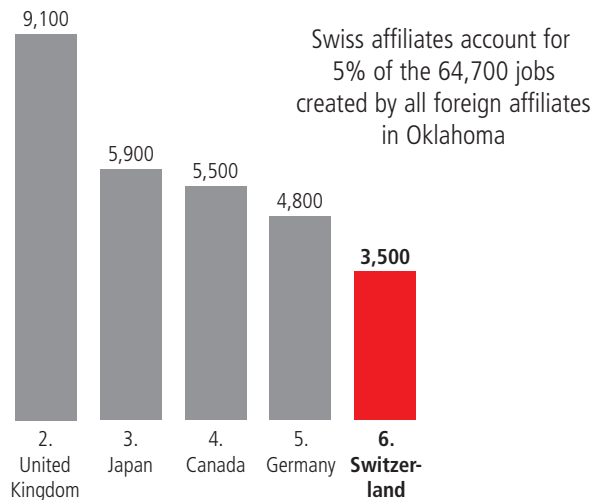
Note: Each indicator reflects the most recent U.S. government data available.

# SWISS ECONOMIC IMPACT OKLAHOMA




Oklahoma Residents of Swiss Descent: 6,742

## Employment Supported by Foreign Affiliates 2022




## Top Exports of Goods by Industry from Oklahoma to Switzerland 2023

Total Export Value of Goods = \$12 M



## Top Imports of Goods by Industry from Switzerland to Oklahoma 2023

Total Import Value of Goods = \$149 M

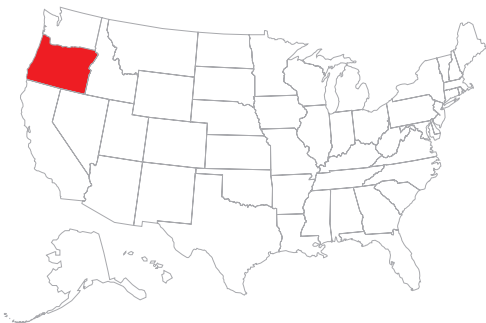


## Swiss Companies Located in Oklahoma

ABB	Nestlé
ACRON	Oerlikon
Adecco	Schindler
Andreae Filters	SGS
Bernina	Swissport
Chubb (ACE)	UBS
Clariant	Weatherford
Georg Fischer	Windshape
Kuehne+Nagel	Zurich
Holcim	

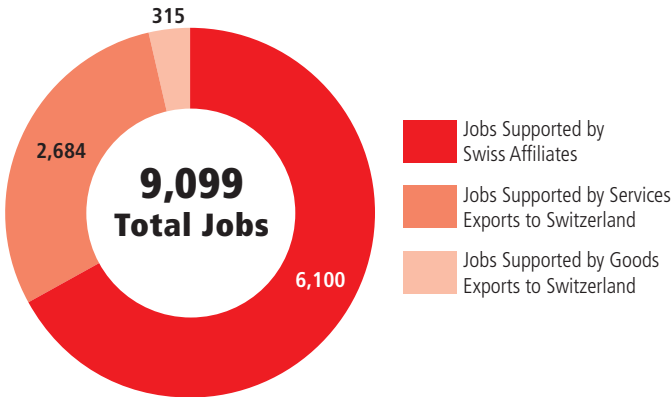
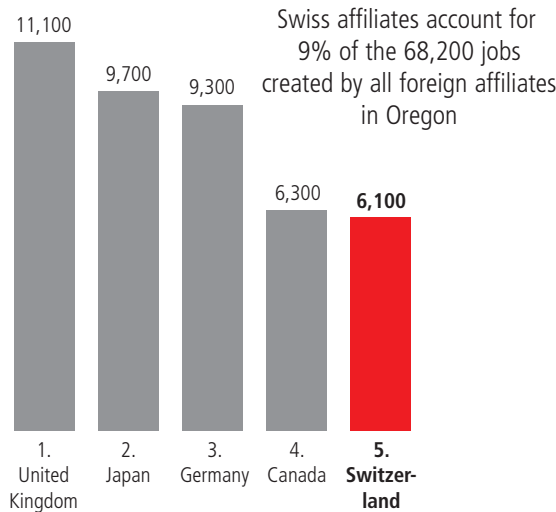
# SWISS ECONOMIC IMPACT

## OREGON



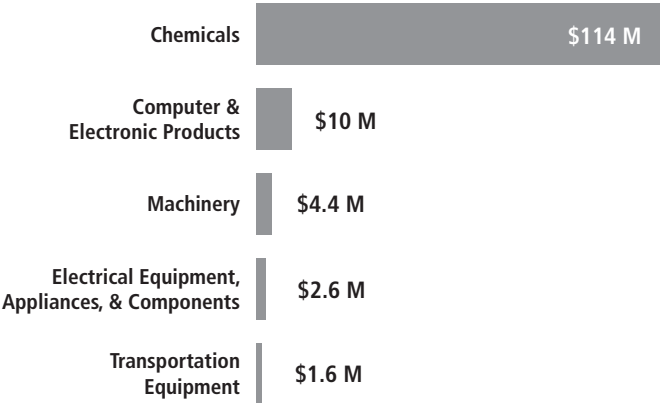
Oregon Residents of Swiss Descent: 26,205

### Employment Supported by Foreign Affiliates 2022



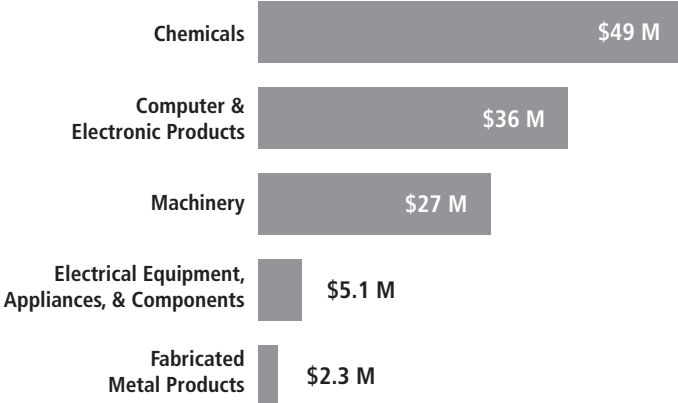
### Top Exports of Goods by Industry from Oregon to Switzerland 2023

Total Export Value of Goods = \$144 M



### Top Imports of Goods by Industry from Switzerland to Oregon 2023

Total Import Value of Goods = \$205 M



### Swiss Companies Located in Oregon

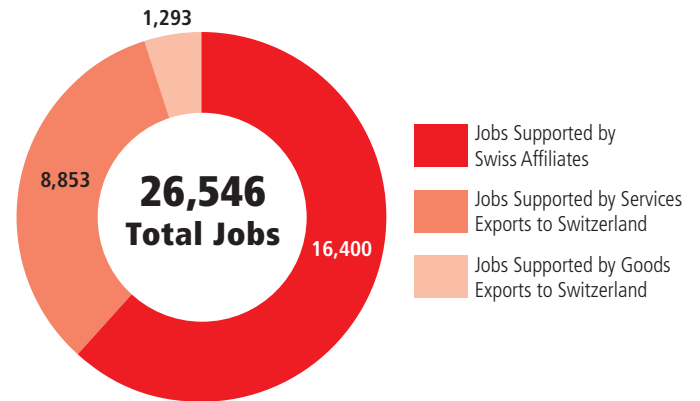
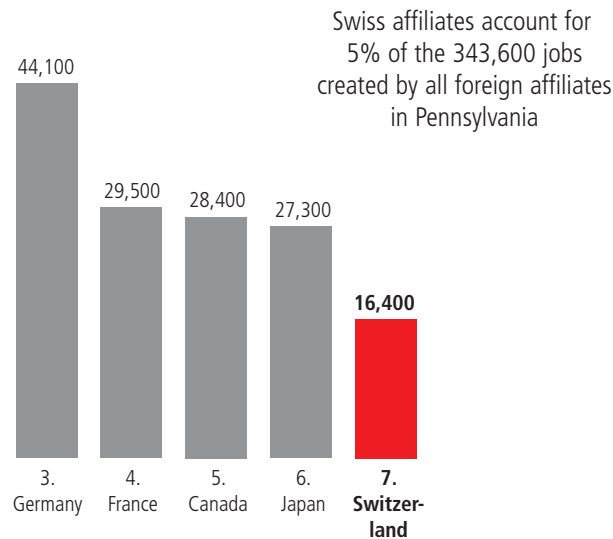
Adecco	Nagra
Avolta	Nestlé
Brugg	ON
Chubb (ACE)	Schindler
Hoffmann-La Roche	SGS
Ionbond	Sulzer
Kuehne+Nagel	Swissport
Lonza	Syngenta
MBT Systems	UBS
Meyer Burger	Zurich

# SWISS ECONOMIC IMPACT PENNSYLVANIA



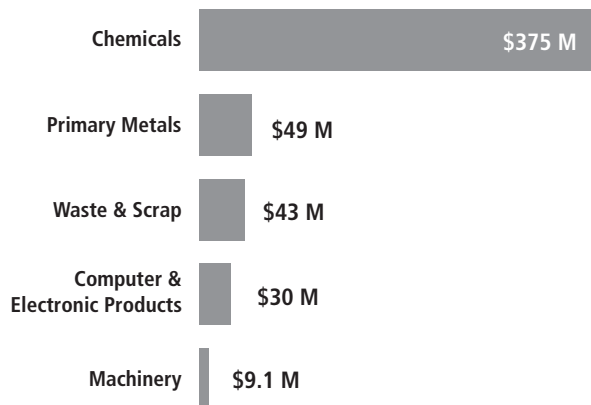
Pennsylvania Residents of Swiss Descent: 68,348

## Employment Supported by Foreign Affiliates 2022




## Top Exports of Goods by Industry from Pennsylvania to Switzerland 2023

Total Export Value of Goods = \$592 M



## Top Imports of Goods by Industry from Switzerland to Pennsylvania 2023

Total Import Value of Goods = \$4.3 B



## Swiss Companies Located in Pennsylvania

ABB  
Actant  
ACUTRONIC  
Adecco  
Alcon  
Artemis  
Asendia  
ATP  
Autoneum  
Avolta  
BallTec  
Barry Callebaut  
Bucherer Group

Chubb (ACE)  
Clariant  
Connex  
Dormakaba Group  
Dottikon ES  
Electron Microscopy Sciences (Anton Mayer & Co)  
Elma Electronic  
Endress+Hauser  
Forbo  
Frueh Packaging  
Georg Fischer  
Givaudan

Habasit  
Holcim  
Komax  
Kuehne+Nagel  
Life Watch  
Lindt & Sprüngli  
Linnea  
Lonza  
Metalor  
Montana Tech Components  
Muller Martini  
Nespresso  
Nestlé

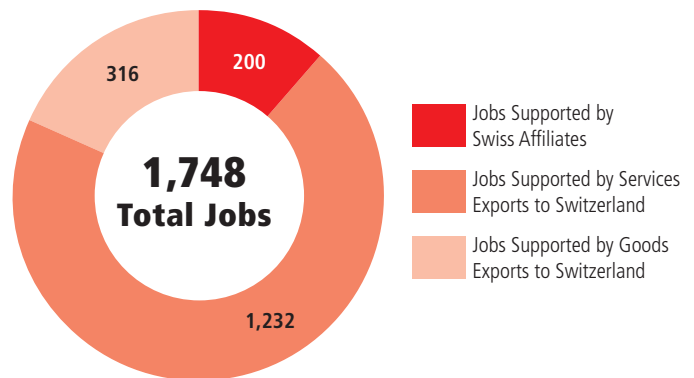
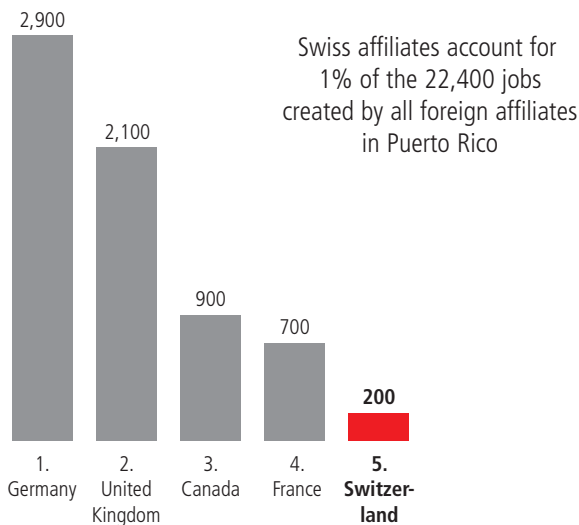
Novartis  
Omya  
PSI Pharma  
Quadrant  
Reha Technology  
Schindler  
SFS Intec  
SGS  
SIG Combibloc  
Siegfried  
Sika  
SMS Concast America  
SoftwareONE

Sulzer  
Swatch  
Swissport  
Syngenta  
TAG Heuer  
TE Connectivity  
Temenos  
Teuscher  
UBS  
Vitra  
Weatherford  
Weidmann  
Zurich

# SWISS ECONOMIC IMPACT

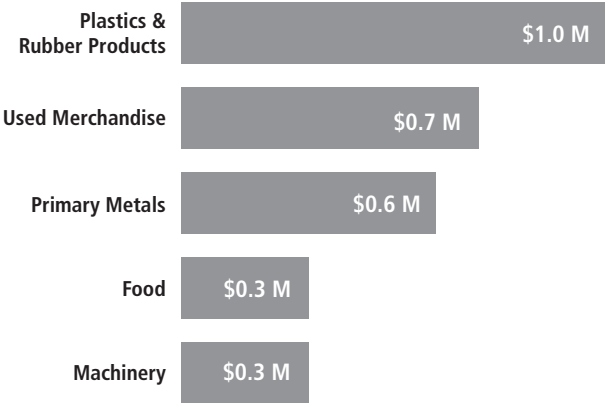
## PUERTO RICO

### Employment Supported by Foreign Affiliates 2022



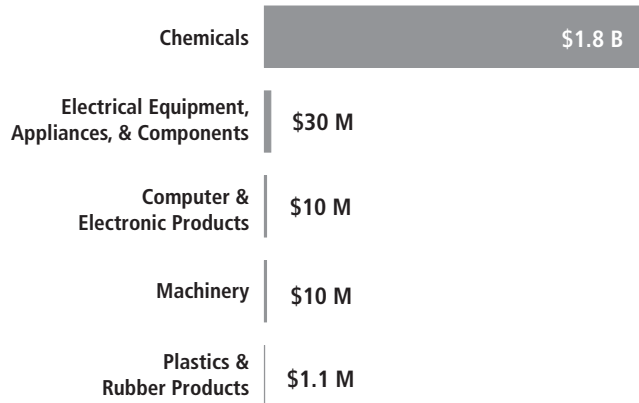
### Top Exports of Goods by Industry from Puerto Rico to Switzerland 2023

Total Export Value of Goods = \$145 M



### Top Imports of Goods by Industry from Switzerland to Puerto Rico 2023

Total Import Value of Goods = \$1.8 B



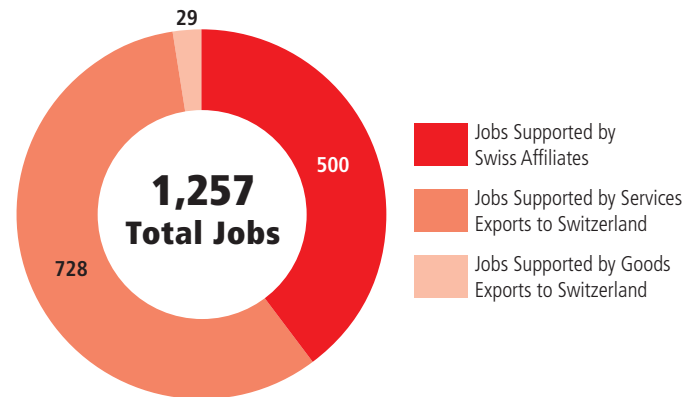
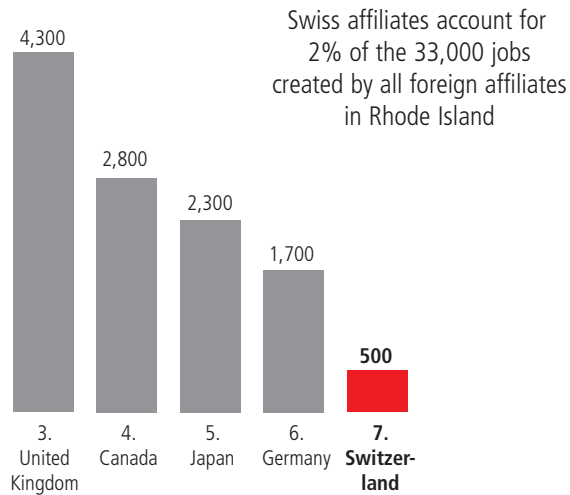
### Swiss Companies Located in Puerto Rico

ABB  
Adecco  
Chubb (ACE)  
Kuehne+Nagel  
Novartis  
Schindler  
Syngenta  
UBS

# SWISS ECONOMIC IMPACT RHODE ISLAND

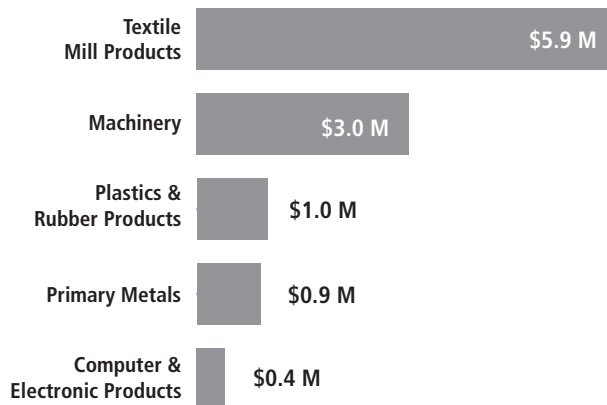


## Employment Supported by Foreign Affiliates 2022




## Top Exports of Goods by Industry from Rhode Island to Switzerland 2023

Total Export Value of Goods = \$13 M



## Top Imports of Goods by Industry from Switzerland to Rhode Island 2023

Total Import Value of Goods = \$44 M

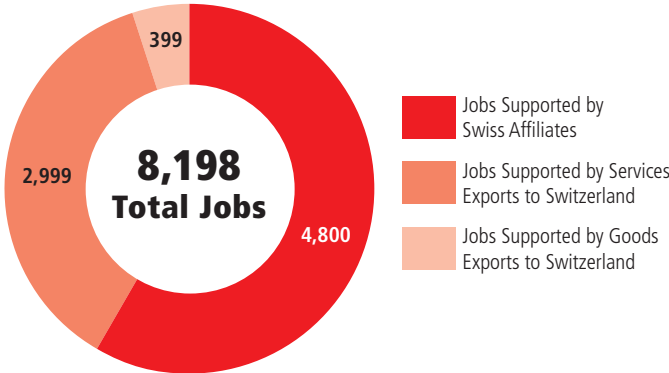
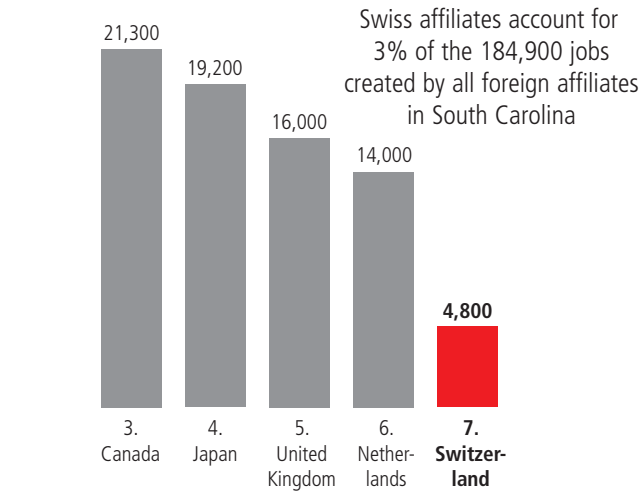


## Swiss Companies Located in Rhode Island

Adecco  
Bernina  
Gurit  
Holcim  
Leister Technologies  
Optrel  
SENTEC  
Schindler  
UBS  
Zurich

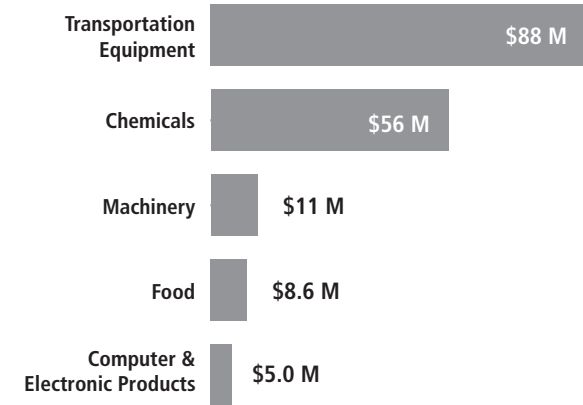
# SWISS ECONOMIC IMPACT SOUTH CAROLINA

## Employment Supported by Foreign Affiliates 2022




## Top Exports of Goods by Industry from South Carolina to Switzerland 2023

Total Export Value of Goods = \$183 M



## Top Imports of Goods by Industry from Switzerland to South Carolina 2023

Total Import Value of Goods = \$273 M



## Swiss Companies Located in South Carolina

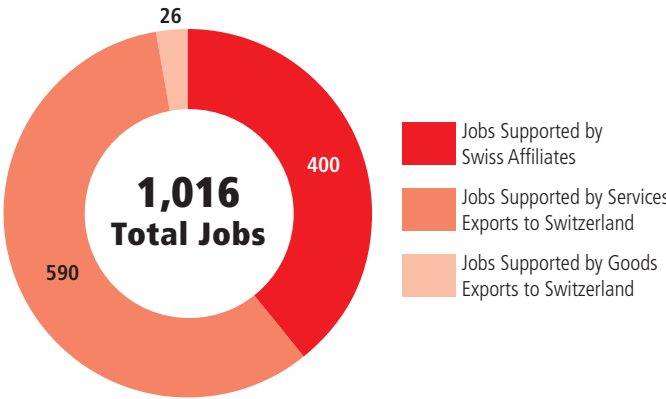
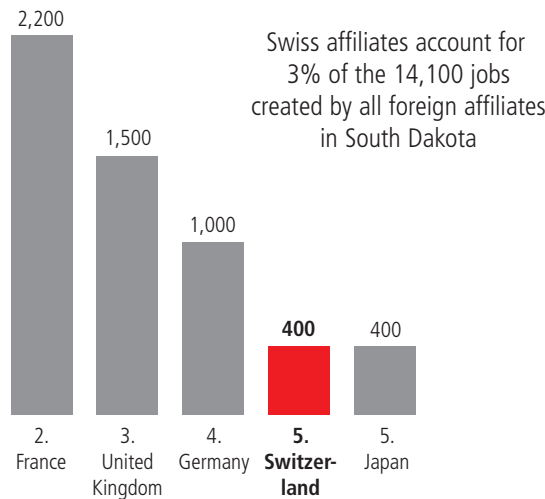
Adecco	Holcim	Stäubli
Aerolite	Lonza	Sukano Polymers
Avolta	Matica	Sulzer
American Lamprecht Transport	MSC	Swiss Krono
Autoneum	Nestlé	Swiss Steel Group
EMS-Chemie	Oerlikon	SYMTECH
Foampartner Americas	Rieter America	Syngenta
Graf Mettalic of Americas	Roche Carolina	TE Connectivity
Kuehne+Nagel	Shindler	UBS
	Sika	Zurich

# SWISS ECONOMIC IMPACT SOUTH DAKOTA




South Dakota Residents of Swiss Descent: 2,973

## Employment Supported by Foreign Affiliates 2022




## Top Exports of Goods by Industry from South Dakota to Switzerland 2023

Total Export Value of Goods = \$12 M



## Top Imports of Goods by Industry from Switzerland to South Dakota 2023

Total Import Value of Goods = \$3.8 M



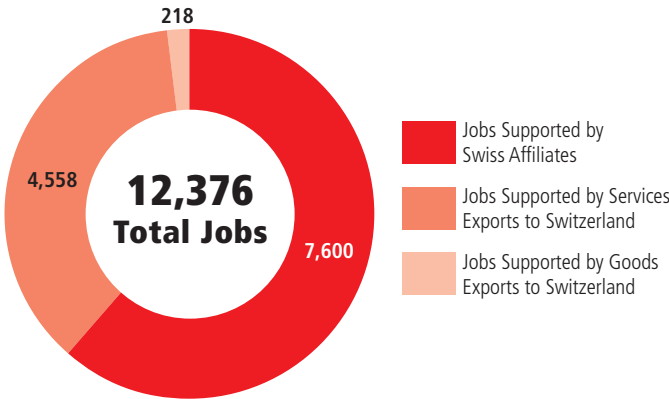

## Swiss Companies Located in South Dakota

Adecco  
CISA Trust  
SGS  
Syngenta  
UBS  
Zurich



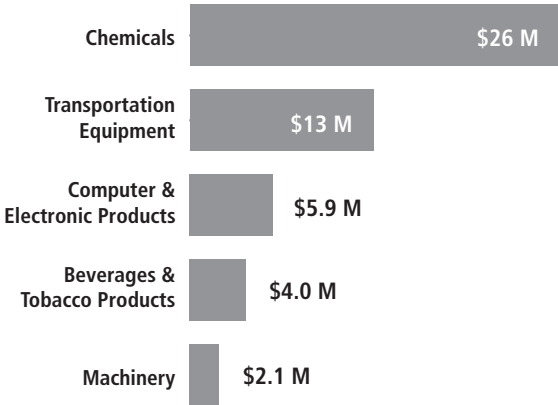
# SWISS ECONOMIC IMPACT TENNESSEE

## Employment Supported by Foreign Affiliates 2022




## Top Exports of Goods by Industry from Tennessee to Switzerland 2023

Total Export Value of Goods = \$100 M



## Top Imports of Goods by Industry from Switzerland to Tennessee 2023

Total Import Value of Goods = \$1.6 B



## Swiss Companies Located in Tennessee

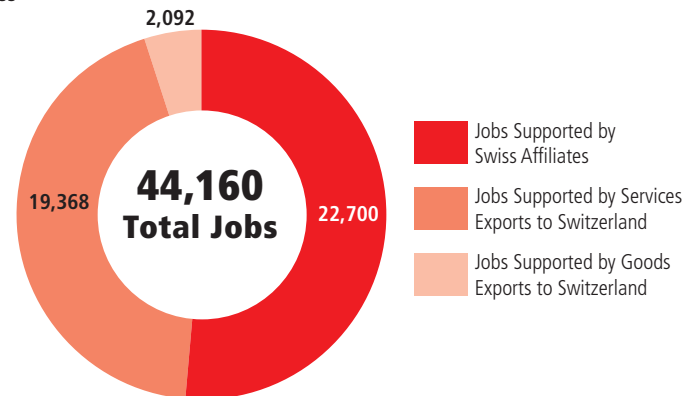
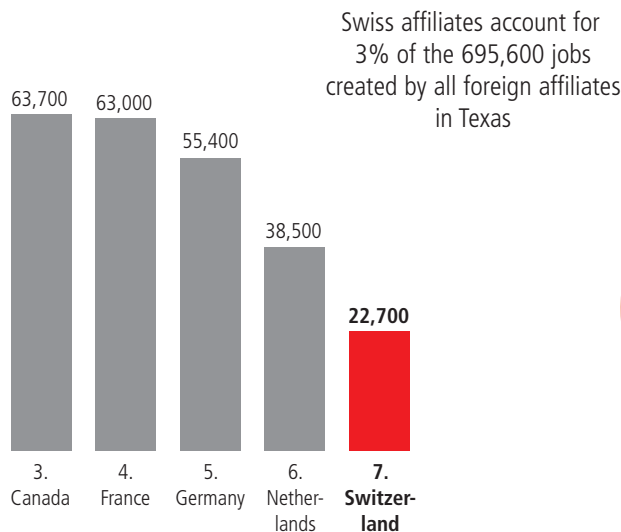
ABB	Lindt & Sprüngli	Sulzer
Adecco	Medacta	Swissport
Chubb (ACE)	Nestlé	Syngenta
Feintool	Oerlikon	TE Connectivity
FoamPartner	Omya	UBS
Franke	Schindler	Uster Technologies
Gategroup	SGS	Zurich
Kuehne+Nagel	Sika	
Holcim	Sontara	

# SWISS ECONOMIC IMPACT TEXAS



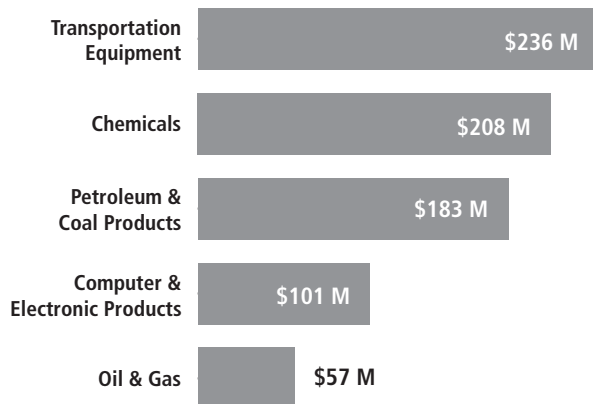
Texas Residents of Swiss Descent: 32,658

## Employment Supported by Foreign Affiliates 2022



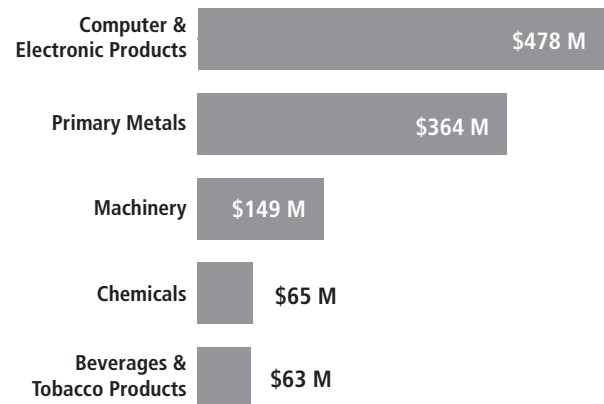
## Top Exports of Goods by Industry from Texas to Switzerland 2023

Total Export Value of Goods = \$957 B



## Top Imports of Goods by Industry from Switzerland to Texas 2023

Total Import Value of Goods = \$1.7 B



## Swiss Companies Located in Texas

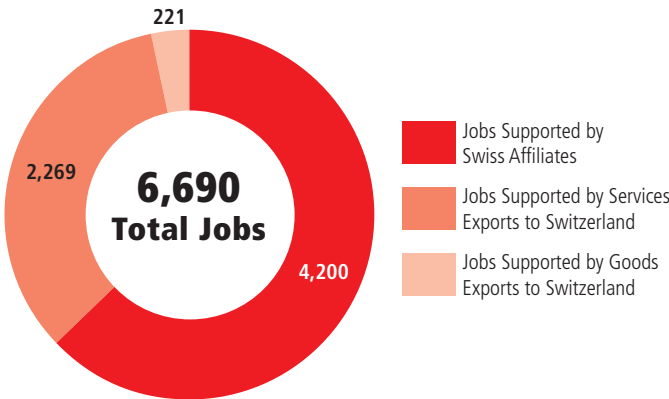
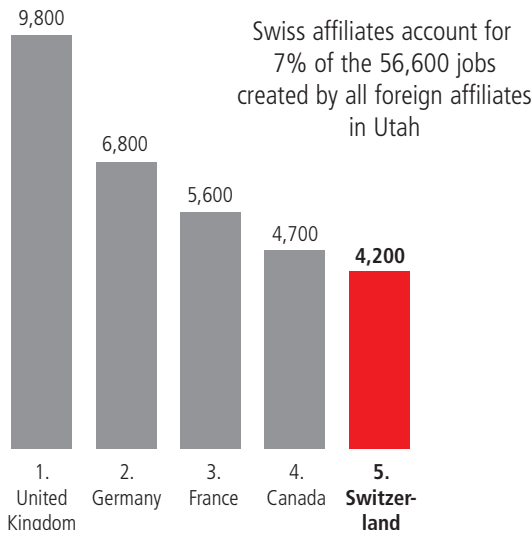
ABB	Cotecna Inspection	Kuehne+Nagel	Rolex	Swissport
Adecco	Daphne Technology	Läderach	Rosen	Syngenta
Akris	Datwyler	LafargeHolcim	Schindler	TAG Heuer
Alcon	Egon Zehnder	Leica Geosystems	Schleuniger	TE Connectivity
Algordanza	EMS Electro Medical Systems	Liebherr	SGS	Temenos
Allseas	Endress+Hauser	Lindt & Sprüngli	SICPA	Tetra Pak
American Lamprecht	Fracht	Logitech	Sika	TORMAX
Transport	Gategroup	Lonza	SITA	Tradition
Avalon Park Group	Georg Fischer Central Plastics	Mercuria	SonarSource US	UBS
Avolta	Gutor Electronic	MSC	SpectraSensors	Vacheron Constantin
Barry Callebaut	Habasit	Nespresso	STMicroelectronics	Vitol
Baumann Springs	Hallmark Aviation Services	Nestlé	Straumann Manufacturing, Inc.	Weidmann Electrical Technology
Bossard Aerospace	Hoerbiger Service	Novartis	Sulzer	Zurich
Burckhardt Compression	Hublot	Oerlikon	Swatch	
Chubb (ACE)	Ion Associates (u-blox)	Partners Group	Swiss Post Solutions	
Clariant	Jet Aviation	Piaget	Swiss Re	
Climeworks	Komax	Portacool		

# SWISS ECONOMIC IMPACT UTAH




Utah Residents of Swiss Descent: 34,705

## Employment Supported by Foreign Affiliates 2022



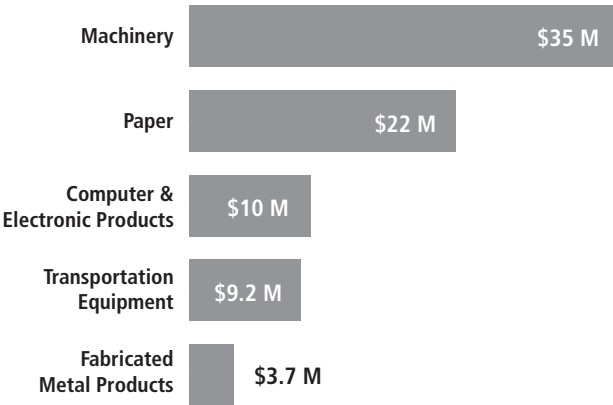
## Top Exports of Goods by Industry from Utah to Switzerland 2023

Total Export Value of Goods = \$101 M



## Top Imports of Goods by Industry from Switzerland to Utah 2023

Total Import Value of Goods = \$92 M



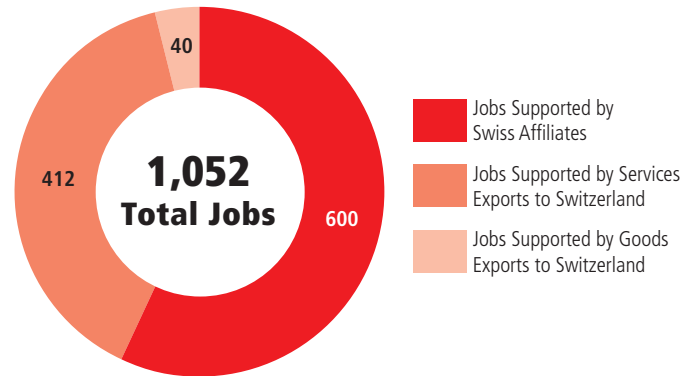
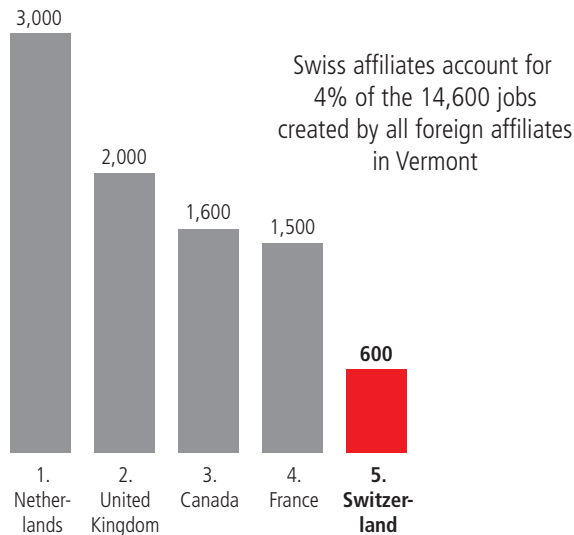
## Swiss Companies Located in Utah

Adecco	Schindler
Avolta	SGS
Clariant	SIKA
Endress+Hauser	Stadler
Holcim	Stat Peel
Kuehne+Nagel	Sulzer
Mammut	UBS
Nestlé	Zurich

# SWISS ECONOMIC IMPACT VERMONT




## Employment Supported by Foreign Affiliates 2022



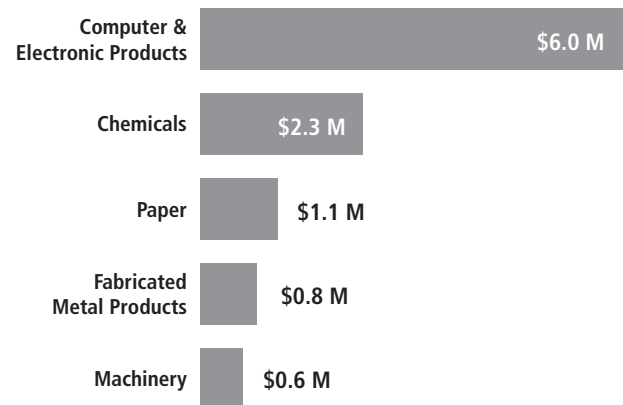
## Top Exports of Goods by Industry from Vermont to Switzerland 2023

Total Export Value of Goods = \$19 M



## Top Imports of Goods by Industry from Switzerland to Vermont 2023

Total Import Value of Goods = \$15 M



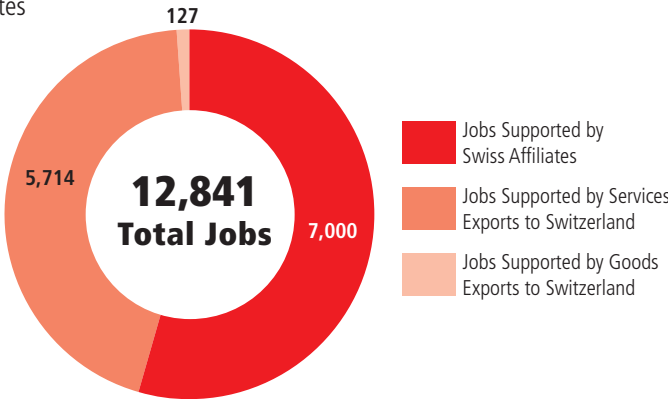
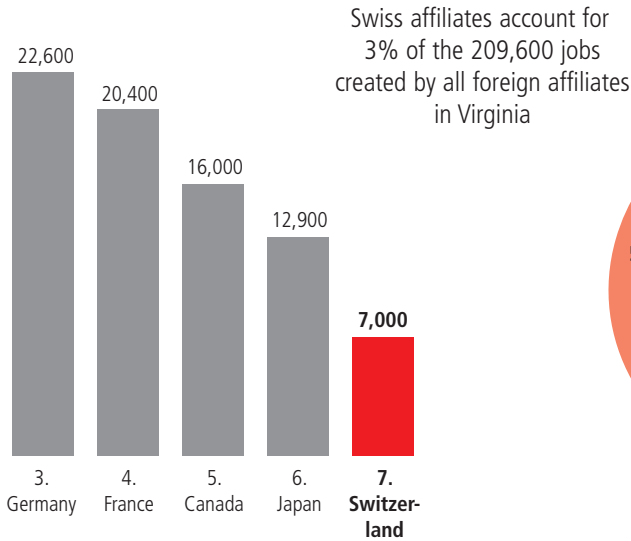
## Swiss Companies Located in Vermont

Adecco  
Barry Callebaut  
Lindt & Sprüngli  
Omya  
Mammut  
Stöckli Outdoor Sports  
SUSI Partners  
UBS  
Weidmann  
Zurich

# SWISS ECONOMIC IMPACT


## VIRGINIA

### Employment Supported by Foreign Affiliates 2022



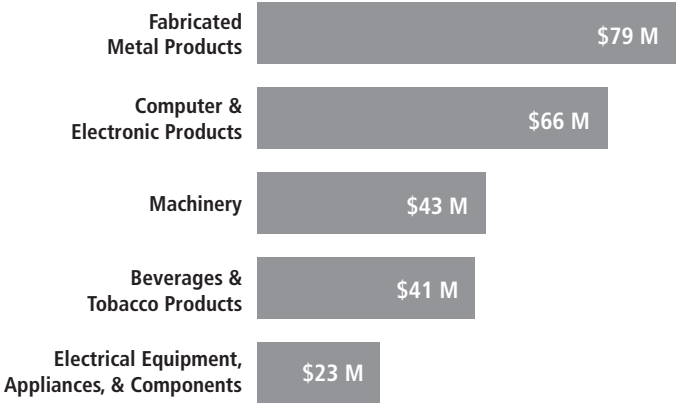
### Top Exports of Goods by Industry from Virginia to Switzerland 2023

Total Export Value of Goods = \$58 M



### Top Imports of Goods by Industry from Switzerland to Virginia 2023

Total Import Value of Goods = \$295 M



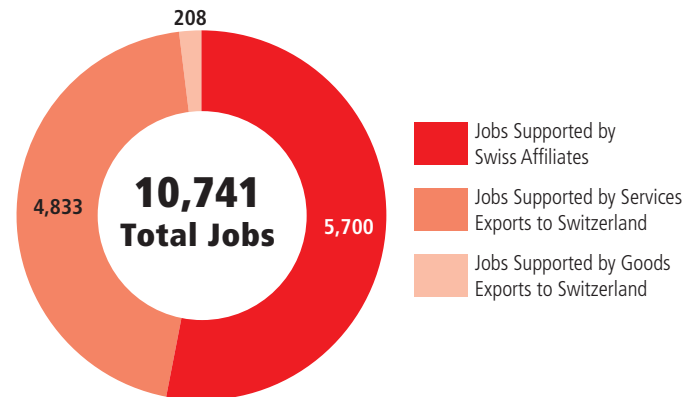
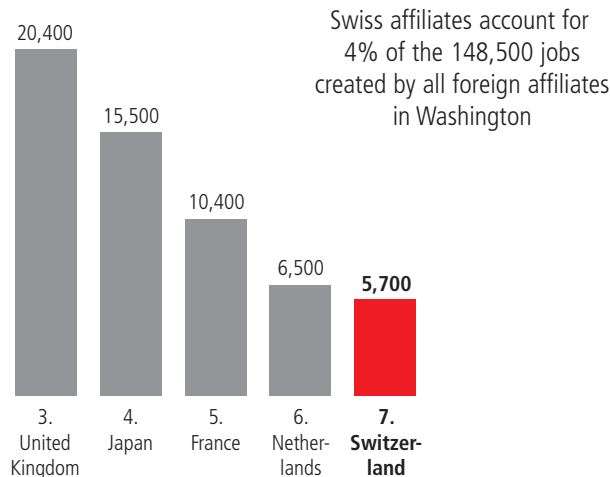
### Swiss Companies Located in Virginia

- |                            |                  |                      |                  |
|----------------------------|------------------|----------------------|------------------|
| ABB                        | FRACHT FWO       | Nestlé               | Sulzer           |
| Adecco                     | Gategroup        | Quadrant             | Swatch           |
| Arktis Radiation Detectors | Holcim           | Record (agta record) | Swisslog         |
| Ascom                      | HV Technologies  | Renesco              | Swissport        |
| Auterion                   | Keller           | Safran Vectronix     | Syngenta         |
| Bally                      | KRISS            | Schaffner EMC        | TE Connectivity  |
| Bucherer Group             | Kuehne+Nagel     | Schindler            | The Swiss Bakery |
| Chubb (ACE)                | Liebherr         | SGS                  | u-blox           |
| Endress+Hauser             | Lindt & Sprüngli | SICPA                | UBS              |
| ERNI Electronics           | Nagra            | SIKA                 | United Grinding  |
| Energy Vault               | Nespresso        | Spahr Metric         | Zurich           |

# SWISS ECONOMIC IMPACT WASHINGTON

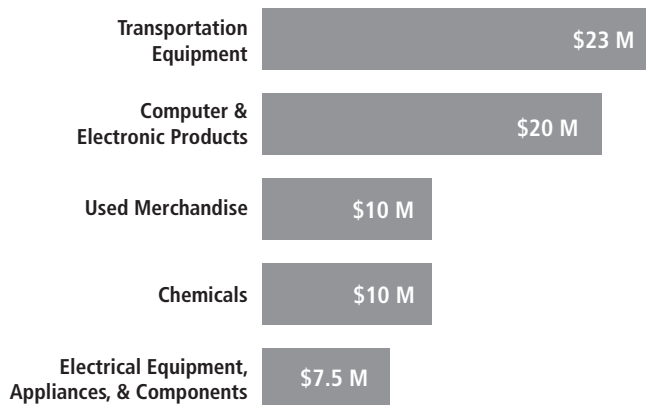


## Employment Supported by Foreign Affiliates 2022



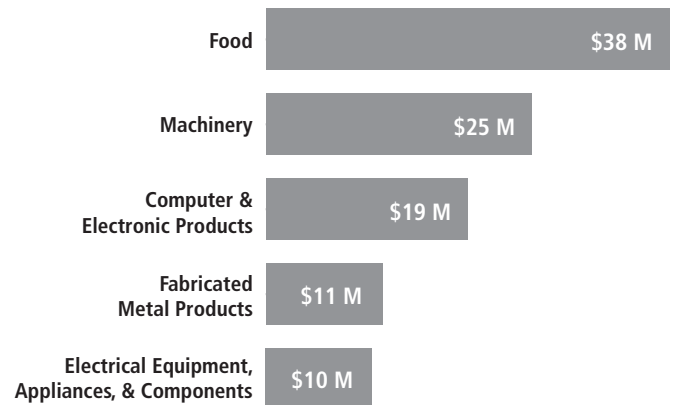
## Top Exports of Goods by Industry from Washington to Switzerland 2023

Total Export Value of Goods = \$95 M



## Top Imports of Goods by Industry from Switzerland to Washington 2023

Total Import Value of Goods = \$155 M

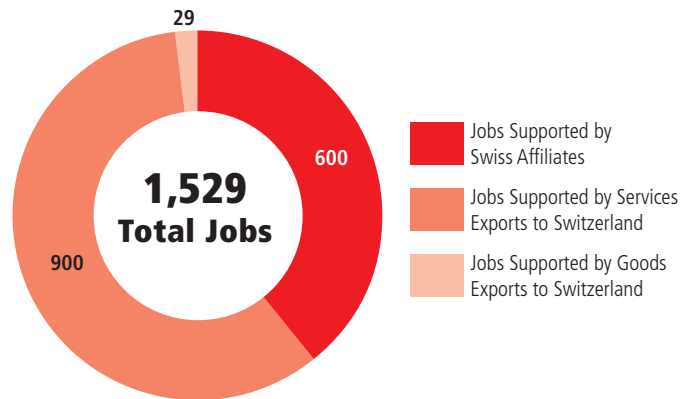
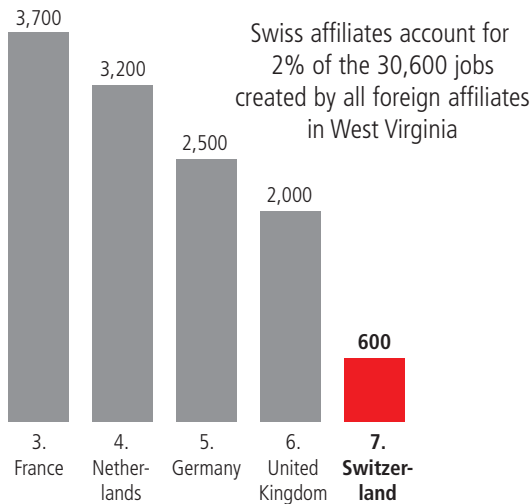


## Swiss Companies Located in Washington

Adecco	Lantal Textiles	Schindler
Bossard	Liebherr	Swissport
Bucher Industries	Logitech	Syngenta
Chubb (ACE)	Luxoft	Toradex
Endress+Hauser	Nagra	UBS
Gategroup	Nespresso	Zurich
Holcim	Nestlé	
Kuehne+Nagel	Omya	

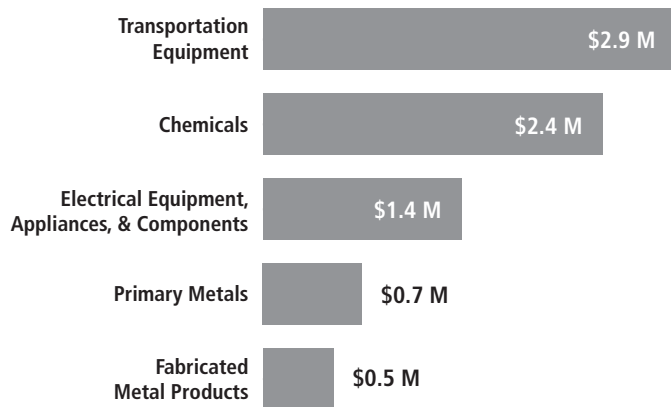
# SWISS ECONOMIC IMPACT WEST VIRGINIA

## Employment Supported by Foreign Affiliates 2022



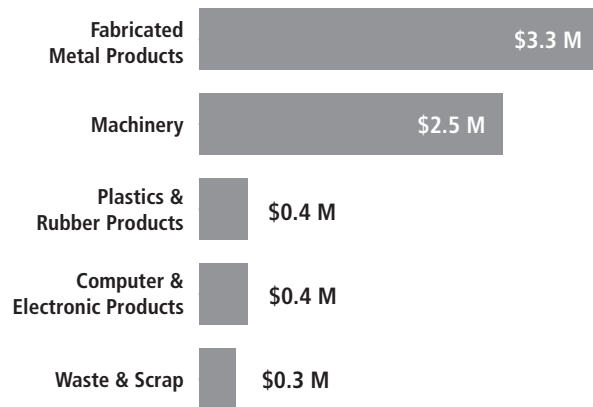
## Top Exports of Goods by Industry from West Virginia to Switzerland 2023

Total Export Value of Goods = \$13 M



## Top Imports of Goods by Industry from Switzerland to West Virginia 2023

Total Import Value of Goods = \$11 M



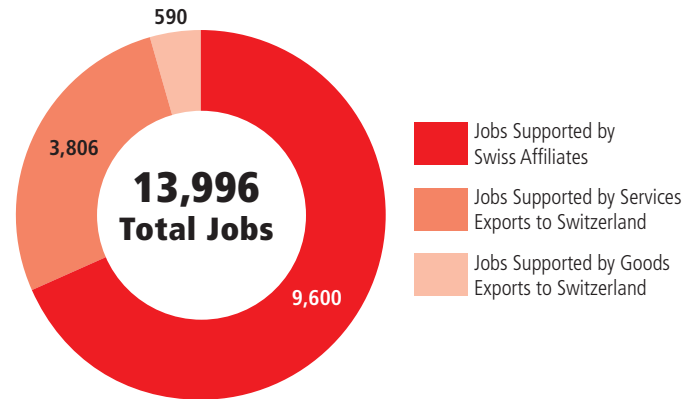
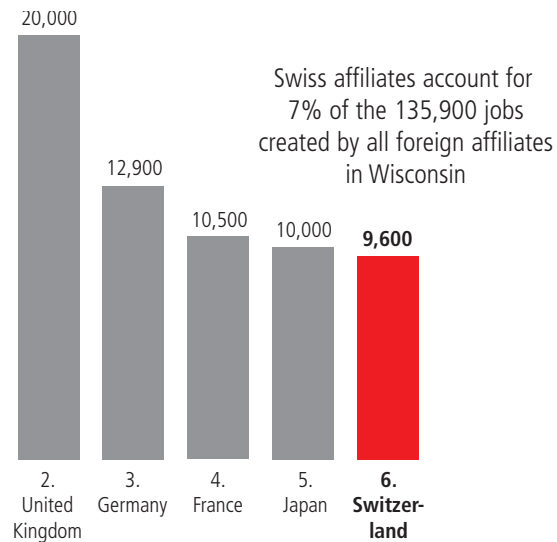
## Swiss Companies Located in West Virginia

ABB	Oerlikon
Adecco	Lindt & Sprüngli
Alcon	Schindler
Chubb (ACE)	SGS
Clariant	Sulzer
Holcim	Zurich
Novartis	

# SWISS ECONOMIC IMPACT WISCONSIN

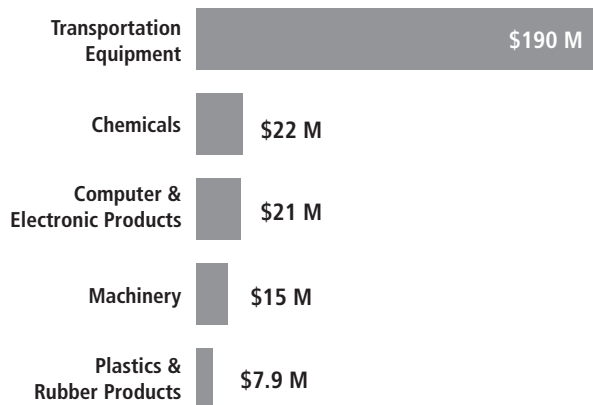


## Employment Supported by Foreign Affiliates 2022




## Top Exports of Goods by Industry from Wisconsin to Switzerland 2023

Total Export Value of Goods = \$270 M



## Top Imports of Goods by Industry from Switzerland to Wisconsin 2023

Total Import Value of Goods = \$387 M



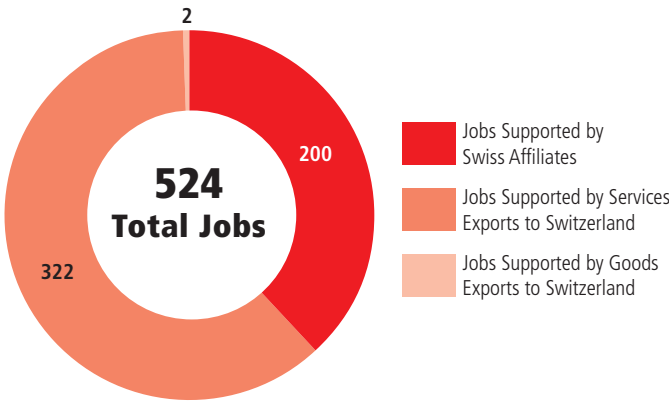
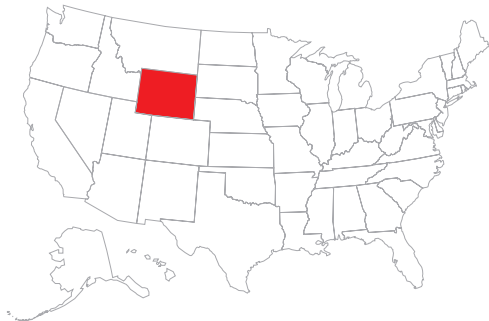
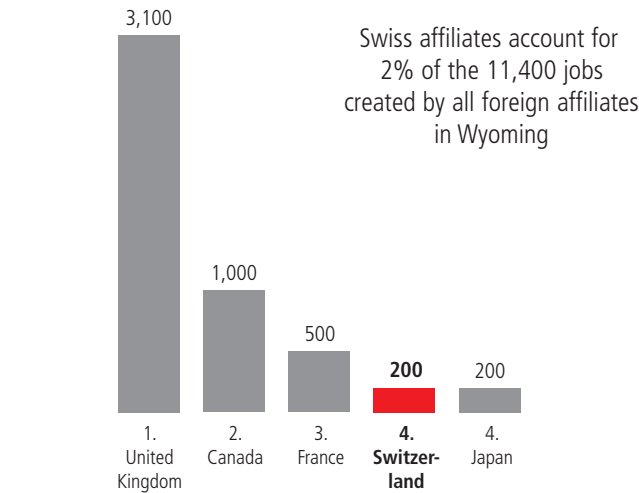
## Swiss Companies Located in Wisconsin

ABB	Esther's European Imports	Mosmatic	SGS
Adecco	Ferrum	Nestlé	SoftwareONE
Aebi Schmidt	FISCHER	New Glarus Hotel Restaurant	Swissray International
Alp & Dell	HOPPE	Northwire (Lemo)	Syngenta
Bossard	Inauen Group	Oerlikon	UBS
Bucher Industries	Komax	Roche Diagnostics	Weidmann
Chalet Landhaus Inn	Holcim	Satisloh	Zurich
Chubb (ACE)	LEM	Siegfried	
Emmi Roth	Lindt & Sprüngli	Schindler	



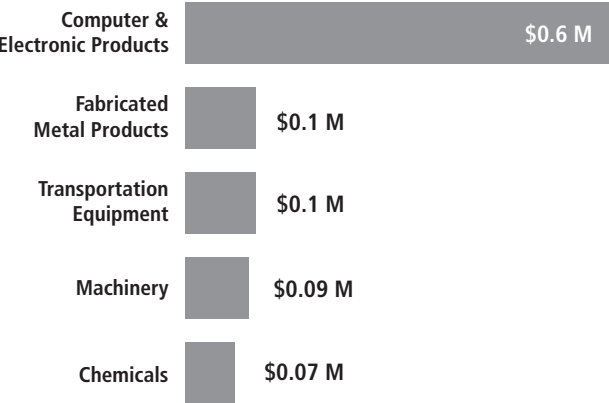
# SWISS ECONOMIC IMPACT WYOMING

## Employment Supported by Foreign Affiliates 2022



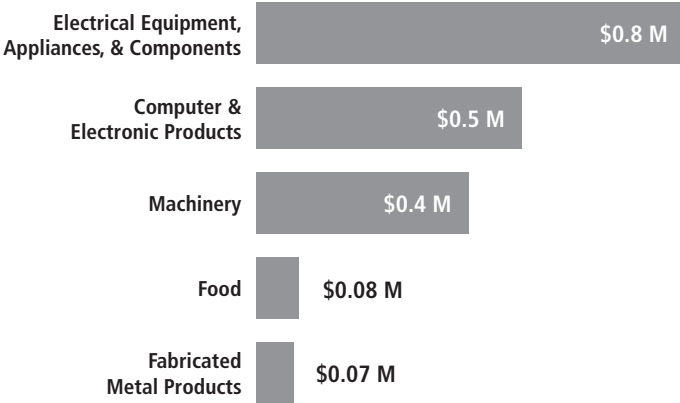
## Top Exports of Goods by Industry from Wyoming to Switzerland 2023

Total Export Value of Goods = \$1.1 M



## Top Imports of Goods by Industry from Switzerland to Wyoming 2023

Total Import Value of Goods = \$3.2 M



## Swiss Companies Located in Wyoming

Adecco  
Clariant  
Hoerbiger  
Liebherr  
SGS  
Sulzer  
Zurich

# SWISS BUSINESS HUB USA

**Are you interested in exporting  
your products to the U.S.?**

More information

[s-ge.com/export](https://s-ge.com/export)

[newyork.sbhusa@eda.admin.ch](mailto:newyork.sbhusa@eda.admin.ch)

The Swiss Business Hub USA (SBH USA) is the U.S.-based representative of Switzerland's official trade and investment promotion agency, *Switzerland Global Enterprise (S-GE)*.

As part of the Embassy of Switzerland in the U.S. and with offices in New York, San Francisco, Atlanta, Boston (Cambridge) and Washington DC, the SBH USA implements Swiss export strategies in the United States and promotes Switzerland as a business location.

## About Us

We support SMEs and start-ups from Switzerland and Liechtenstein to expand their market presence in the United States and provide free advice to U.S. companies looking to create a subsidiary or establish partnerships in Switzerland.

An experienced team of trade commissioners stands ready to support inquiries of all kinds and serves as a first-hand local contact for companies venturing into the U.S. market. With a client-centered attitude and the flexibility to offer tailor-made services, the SBH USA is uniquely positioned to meet and support the business requirements of its clients.

## Specific Areas of Expertise

Through our market knowledge and first-rate network of partners both in the U.S. and in Switzerland, we provide support to companies from most industries. Our specific areas of focus include, but are not limited to life sciences, ICT, infrastructure, food, MEM, MedTech as well as cleantech.

## Export promotion activities

The SBH USA provides localized support, market information, consulting and networking services to SMEs and start-ups looking for export opportunities in the United States. Our services include:

- › Country-specific export advice, information on sectors, industries and markets
- › Individual consulting and coaching:
- › Detailed market and product analysis
- › Search for distributors, local representatives and partners
- › Support in the B2B & B2C sales pipeline development
- › Site location evaluation
- › Organization of events and fact-finding missions for Swiss companies, associations and official delegations

**Are you interested in expanding  
your business to Switzerland?**

**More information**  
[s-ge.com/invest](https://s-ge.com/invest)

**Investment Promotion activities**

The SBH USA actively promotes Switzerland as a highly attractive business and investment location for U.S. companies looking for growth in Switzerland and Europe. Our services include:

- › Informing U.S.-based companies and investors about the key advantages of Switzerland as a business and investment location
- › Facilitating contact with regional and cantonal economic development agencies
- › Connecting U.S. companies with universities, research centers and innovation labs
- › Providing support to obtain work and residence permits
- › Communicating legal as well as administrative requirements, and explaining the Swiss tax system

**Swiss Business Hub USA**

c/o Consulate General of Switzerland  
633 Third Avenue, 30th floor  
New York, NY 10017-6706

Phone: +1 212 599 5700  
Email: [nyc.sbhusa@eda.admin.ch](mailto:nyc.sbhusa@eda.admin.ch)  
[www.eda.admin.ch/swiss-business-hub-usa](http://www.eda.admin.ch/swiss-business-hub-usa)  
[www.s-ge.com/en/company/swiss-business-hub-usa](http://www.s-ge.com/en/company/swiss-business-hub-usa)



Schweizerische Eidgenossenschaft  
Confédération suisse  
Confederazione Svizzera  
Confederaziun svizra

Consulate General of Switzerland  
**Swiss Business Hub USA**

 **SWITZERLAND  
GLOBAL  
ENTERPRISE**  
enabling new business

**Switzerland.**   
Trade & Investment Promotion.

# Methodology

*Swiss Economic Impact in the United States: Creating Jobs and Supporting the U.S. Economy* is based mostly on current U.S. government data from two primary sources when Content First prepared this report in December 2024.

## Data on U.S. Affiliates of Foreign Companies

The U.S. Department of Commerce's Bureau of Economic Analysis (BEA) produces comprehensive national and state data on the activities of affiliates of foreign-owned companies operating in the United States. The data, widely recognized to be the world's most comprehensive and accurate, are obtained from mandatory surveys required under the authority of the International Investment and Trade in Services Survey Act (initially enacted in 1948 and amended in 1976 and 1990). BEA released its more recent data for 2022 in November 2024.

BEA conducts mandatory surveys of foreign-owned U.S. affiliates, and it also surveys the operations of U.S. multinational firms. The results provide detailed information on a variety of financial and economic indicators, including employment, trade in goods and services, sales, and R&D expenditures.

The national and state statistics in this report cover U.S. affiliates that are majority-owned by foreign parent companies (i.e., Swiss companies). A majority-owned U.S. affiliate is a U.S. affiliate that is unambiguously under foreign control, which is more than 50 percent owned by foreign investors.

For each subsidiary, BEA requests information on both the foreign parent (i.e., the foreign business that undertakes the foreign direct investment) and the ultimate beneficial owner (UBO). An affiliate's UBO is defined to be that person, proceeding up the affiliate's ownership chain, beginning with and including the foreign parent, that is not owned more than 50 percent by another person. The UBO of each U.S. affiliate is identified to ascertain the person who ultimately controls the U.S. affiliate and who therefore ultimately derives the benefits from ownership or control. In many instances, the foreign parent and the UBO are the same entity.

## Foreign Direct Investment

In this report, foreign direct investment in the United States is shown on an historical-cost, foreign parent basis through 2023, the latest available statistics at the time of publication in January 2025, or cost at time of investment. The United States defines FDIUS (inward investment) as the ownership or control, directly or indirectly, by one foreign entity of a 10 percent or more ownership share of an incorporated or unincorporated U.S. business enterprise.

## Swiss Direct Investment Abroad

Swiss direct investment abroad was collected by the Embassy of Switzerland from the Swiss National Bank and the Organisation for Economic Co-operation and Development. Data are shown on a cumulative, book value (or historical-cost) basis.

## Swiss Companies and Their Affiliates

The Embassy of Switzerland provided statistics on the names and number of Swiss companies and their affiliates in the United States using its Swiss Business Mapping database.

## Data on Merchandise and Services Trade

The U.S. Census Bureau publishes comprehensive trade data. BEA performs that function for exports and imports of services. Statistics on goods exports and imports, nationally and by state, are the latest full-year trade statistics from the Commerce Department at the time of publication. These statistics are reported on a Census basis. USA Trade Online is the source of data on goods trade for individual countries, trade or economic groups, geographic regions, and states. Trade data were downloaded in November 2024.

Services exports through cross-border trade and services supplied to customers overseas through foreign affiliates of U.S. companies are from BEA's October 2024 *Survey of Current Business*.

## About Content First, LLC

### Total Jobs Supported by Swiss Trade and Investment

Total jobs supported by Swiss trade and investment in the United States is the sum of three components:

- (1) Jobs supported by Swiss affiliates in the United States as reported by BEA in its annual report on the activities of affiliates of foreign-owned companies in the United States;
- (2) Jobs supported by goods exports as calculated from Jobs Supported by Export Destination, a U.S. Department of Commerce study. Each state's percentage of total merchandise exports to Switzerland are used to apportion those jobs; and
- (3) Jobs supported by services exports as based on the same U.S. Department of Commerce study. State employment supported by services exports is estimated using the share of services workers in each state. State services employment data are from the Bureau of Labor Statistics' Quarterly Census of Employment and Wages.

### Swiss Ancestry

Statistics on Swiss ancestry are from the United States Census Bureau's 2018–2022 American Community Survey (ACS) 5-Year Estimates.

### Travel Data

Statistics on the number of Swiss visitors to the United States and their average spending are from the U.S. Department of Commerce's National Travel and Tourism Office.

### International Sister Cities

The names of U.S.-Switzerland sister cities are from Sister Cities International's latest annual report.

This report was prepared by Content First, a full-service public policy research firm based in Washington, D.C. Content First provides trade associations, businesses, law firms, consulting firms, and the public affairs community with the data they need to make strategic decisions, build their reputations, and advocate for policy change more effectively.

In today's competitive, information-based economy, having the right content is key to success. At Content First, we help our clients reach their goals with public policy data, statistics, and research that are accurate, timely, and targeted.

But we know that simply providing data isn't enough. To be persuasive, information needs to be understandable. That's why Content First makes the numbers meaningful and relevant, in reports that combine thoughtful analysis with easy-to-grasp presentation and clear calls to action.

With research reports from Content First, our clients:

- › Develop policies to support their advocacy goals
- › Make informed business decisions
- › Improve their competitive advantage and strengthen their reputations
- › Satisfy their customers
- › Save time and money

Our clients include prominent national and international trade associations such as the U.S. Chamber of Commerce, the American Coatings Association, and the Global Business Alliance.

Content First has more than 25 years of experience in presenting industry research and public policy issues to government officials, business leaders, and the press. For more information about Content First, or to work with us, please contact us at:

Content First, LLC  
Washington, DC  
Phone: 202.423.4777  
[www.contentfirst.com](http://www.contentfirst.com)  
[info@contentfirst.com](mailto:info@contentfirst.com)



Schweizerische Eidgenossenschaft  
Confédération suisse  
Confederazione Svizzera  
Confederaziun svizra

**Embassy of Switzerland  
in the United States of America**

#### **Published by**

Embassy of Switzerland in the United States of America  
2900 Cathedral Avenue, N.W., Washington, D.C. 20008  
[www.swissemb.org](http://www.swissemb.org)  
[was.info@eda.admin.ch](mailto:was.info@eda.admin.ch)

#### **Acknowledgments**

The Embassy of Switzerland would like to thank the Swiss Business Hub USA for its support and all the Swiss companies that contributed information to this report.

#### **About Content and Sources**

Please refer to the methodology pages inside the report.

#### **Statistical Research and Reporting**

Content First LLC, Washington, D.C.

#### **Design and Layout**

Visual Communication FDFA, Bern, Switzerland  
Embassy of Switzerland, Washington, D.C.  
Content First LLC, Washington, D.C.

#### **Cover photograph**

[istock.com/malerapaso](https://www.istock.com/malerapaso)

#### **Printing**

Gabro Printing & Graphics, Virginia

More on Swiss-U.S. Economic Relations and Swiss FDI Online  
Download this report from our website at [www.swissemb.org](http://www.swissemb.org)

Washington, D.C., January 2025

