



# Switzerland's Economic Impact in the United States

**Creating Jobs and Supporting the U.S. Economy**



### **Cover photograph**

© FDFA

Windows of a Minergie® building – St. Gallen, Switzerland

The building was designed by renowned Swiss architect duo Herzog and de Meuron and houses offices of an insurance group as well as the University of St. Gallen. The building illustrates Swiss innovation not only in design but also in sustainability, whilst bringing together successful business with high-level education.

# TABLE OF CONTENTS

Ambassador's Foreword	4
Executive Summary	5
I. Swiss Direct Investment	6
II. Impact of Swiss Affiliates	8
III. U.S. Trade with Switzerland	16
IV. U.S. Services Sales through Affiliates in Switzerland	17
Swiss Economic Impact in the United States	18
Swiss Economic Impact in Individual States	19
Appendix	70
Methodology	72
Swiss Business Hub USA	74

# AMBASSADOR'S FOREWORD



In 2019, the United States, and with it the whole world, celebrated the 50<sup>th</sup> anniversary of the first moon landing. A little-known fact about this historic achievement is that the first “flag” on the moon was actually the flag-like Solar Wind Composition Experiment, an aluminum sail designed by the University of Bern in Switzerland and put in the soil by the astronauts immediately after landing. Half a century later, I have to grudgingly acknowledge that if the first “flag” on the moon was Swiss, it was American technology and ingenuity that brought it there. All joking aside—today, as in 1969, we realize that the cooperation between the United States and Switzerland is much more than the sum of its parts.

The success story of U.S.-Swiss relations is a prime example of successful, mutually beneficial bilateral cooperation, and dates back to the origins of modern statehood. In 1848, the U.S. Constitution served as an inspiration for the establishment of the modern Swiss Confederation, reinforcing the idea of the two countries as “sister republics.” The many Swiss immigrants who settled in the United States also greatly contributed to the history of our relations. This common history and our shared values—including democracy, the free market economy, innovation and entrepreneurship—provided a firm basis for our relations to flourish. More than 200 years after the founding of the United States, the nature of our cooperation and friendship spans from economics and politics to sports to culture and science. Ever since the United States was founded, Switzerland has always been a trusted and trustworthy partner.

This document contains many impressive figures! Switzerland’s comparatively small size would make it only the 42<sup>nd</sup> largest U.S. state, and yet Switzerland is the United States’ 7<sup>th</sup> largest foreign investor. With a population of only 8 million, cumulative Swiss direct investment has amounted to over \$309 billion, rivaling or surpassing most other

major European economies. Both the United States and Switzerland consistently top the rankings as some of the most innovative and competitive economies in the world and once again this year, Switzerland is the number one foreign investor in research and development (R&D) in the United States. An increasing number of Swiss companies have established or expanded U.S.-based apprenticeship programs and are actively contributing to workforce development.

On the whole, these are excellent conditions under which to start my tenure in Washington, D.C. Of course I do not intend to sit back, relax and enjoy this economic success story. There is still untapped potential for further strengthening our ties. Continuing to expand the economic relationship between our two countries could lead to even more promising business opportunities. We can build on the very active political dialogue that has taken place recently between Switzerland and the United States, and which culminated in the first bilateral visit of a president of the Swiss Confederation to the White House. In exploratory talks, both governments have also recognized the potential benefits of concluding a free trade agreement. Such an agreement would promote additional Swiss investment, job creation and workforce development in the United States. It would also open up opportunities for the United States in the high-quality, high-value Swiss market. A free trade agreement would deepen our bilateral trade ties and strengthen innovation and global competitiveness for both countries.

Let’s take this successful cooperation between our two economic powerhouses to the next level. If we went to the moon together 50 years ago, today we can reach for the stars.

**Jacques Pitteloud**

Ambassador of Switzerland to the  
United States of America

# EXECUTIVE SUMMARY

## Swiss Investment Strengthens the U.S. Economy

- \$310 billion in cumulative investment, **7th**
- 471,000 Swiss-affiliated jobs, **7th**
- Jobs in all 50 states
- \$10.6 billion in R&D spending, **1st**
- \$101,800 average salary, **1st** (among large investing countries)
- 93,300 manufacturing jobs, **6th**
- 21,600 R&D jobs, **4th**
- \$17 billion in Swiss-affiliated goods exports, **6th**
- \$6 billion in U.S. income taxes, **6th**

## U.S. Trade with Switzerland Bolsters the U.S. Economy

- \$22.2 billion in U.S. goods exports, **18th**
- 72,745 U.S. jobs supported by goods exports
- \$37.3 billion in U.S. services exports, **6th**
- 198,595 U.S. jobs supported by services exports
- \$75 billion in services sold through U.S. affiliates in Switzerland, **5th**

**Swiss firms strengthen the American economy and represent a substantial economic presence in the United States.** Large Swiss firms, with well-known names such as ABB, Credit Suisse, Nestlé, and Novartis, along with many smaller companies, contribute substantially to the economic well-being of the United States, supporting hundreds of thousands of American jobs. Switzerland is also a major destination for exports of goods and services, which generate billions of dollars in sales every year.

**Switzerland is one of the largest foreign investors in America.** As of the end of 2018, Switzerland had invested \$310 billion cumulatively in the United States and ranked as the United States' seventh-largest foreign direct investor. Swiss investment rivals that of other large foreign investors with much larger economies and populations, including France and Ireland. In fact, the United States is the largest recipient of Swiss outward investment.

Swiss companies are active investors in the manufacturing, wholesale, retail, and service sector of the American economy. Swiss affiliates are especially powerful contributors in pharmaceuticals and medicine, and in food manufacturing. To bolster their U.S. investments, in 2016, the latest year of available data from the U.S. government, **Swiss firms spent nearly \$11 billion on R&D activities in the United States, ranked first among all foreign investing countries**, and supported 21,600 R&D-related jobs in the United States.

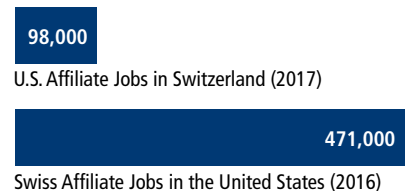
**In 2016, Swiss affiliates supported 471,000 American jobs nationwide at an average of salary of just over \$100,000.** Swiss firms placed first in annual salaries paid to U.S. workers by foreign firms among large investing countries. Swiss firms accounted for more than 193,000 American manufacturing jobs, composing eight percent of all foreign-affiliated manufacturing jobs in 2016.

**Swiss firms sustain American jobs in every state.** Swiss affiliate employment was highest in California, New York, Texas, New Jersey, and Illinois in 2016. New jobs were added in 32 states between 2011 and 2016, with the largest gains in California, Minnesota, Ohio, Tennessee, and New Hampshire. More than 500 Swiss companies have operations in the United States. Many have multiple affiliates in numerous states, accounting for a total of nearly 3,800 affiliates.

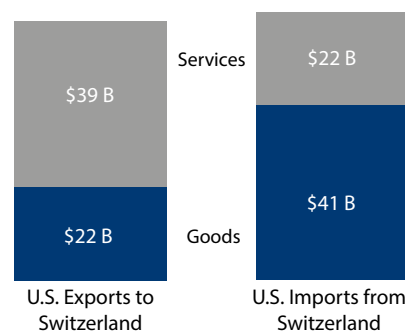
Trade is also an integral part of the business relationship between the United States and Switzerland. Swiss firms shipped about \$17 billion in goods from their U.S. operations in 2016, amounting to five percent of all foreign-affiliated merchandise exports from the United States to the world. **In 2018, U.S. merchandise exports to Switzerland totaled \$22 billion**, making the country one of the top 20 export markets worldwide for the United States. American firms ship a variety of goods to Switzerland, ranging from primary metals and chemicals to electronics and transportation equipment. More than 70,000 American jobs were supported by goods shipped from the United States to Switzerland.

While the United States imports more goods from Switzerland than it exports, overall bilateral trade is much more balanced when trade in services is taken into account as the United States enjoys a services trade surplus with Switzerland. **At \$39 billion in 2018, the United States sold more services to Switzerland than manufactured goods.** Representing five percent of U.S. services exports worldwide in 2018, Switzerland was the sixth-largest market for U.S. services, ahead of Germany and Mexico. Exports of services from the United States to Switzerland supported nearly 200,000 American jobs in 2017.

## Affiliate Employment by Country



## U.S. Trade with Switzerland in 2018



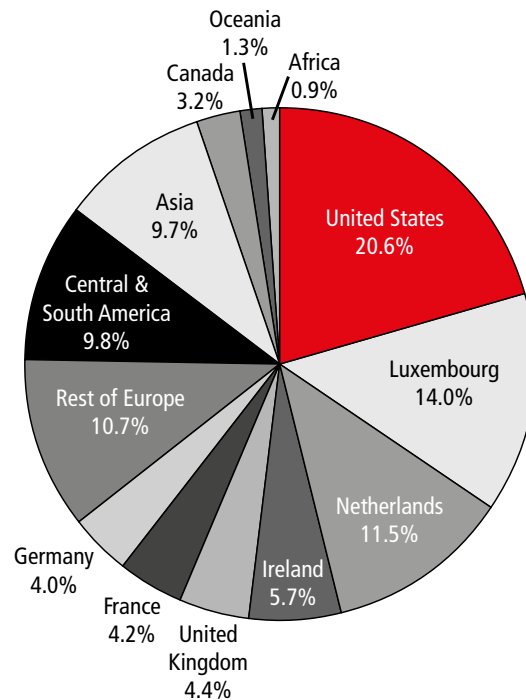
# I. SWISS DIRECT INVESTMENT

## United States Is Top Destination for Swiss Direct Investment Abroad

The United States is by far the most important destination for Swiss foreign direct investment (FDI). By the end of 2017, more than one-fifth of total outward Swiss investment stock was in the United States. This is about as much as in Ireland, the United Kingdom, France, and Germany, and more than all Swiss investment in Central and South America combined with Asia. The second most important destination for outward Swiss investment is Luxembourg, followed by the Netherlands.

At 55 percent, Europe is the largest regional recipient of Swiss direct investment. Less than one percent of cumulative Swiss foreign direct investment is in Africa.

## Swiss Direct Investment Abroad by Country through 2017

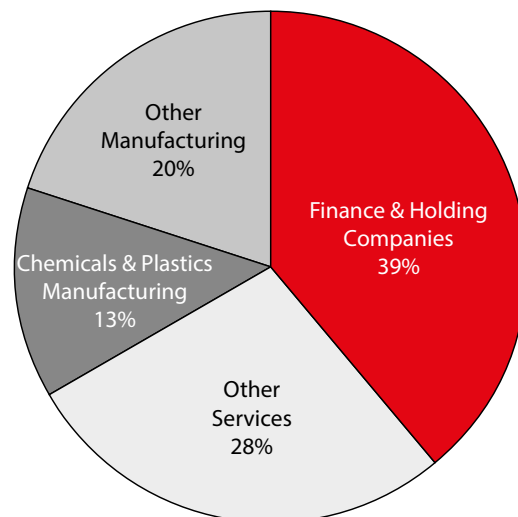


## Finance and Holding Companies Sector Makes Up Largest Share of Swiss Direct Investment Abroad

Finance and holding companies is the most important sector for Swiss direct investments abroad, making up nearly two-fifths of total Swiss investment overseas. Investment by other services companies made up an additional 28 percent of Swiss investment, with large investments in trade, insurance, and banks.

Chemicals and plastics is the largest manufacturing sector at 13 percent, followed by other manufacturing and construction (10 percent), and electronics, energy, optical, and watchmaking (6 percent).

## Swiss Direct Investment Abroad by Industry through 2017



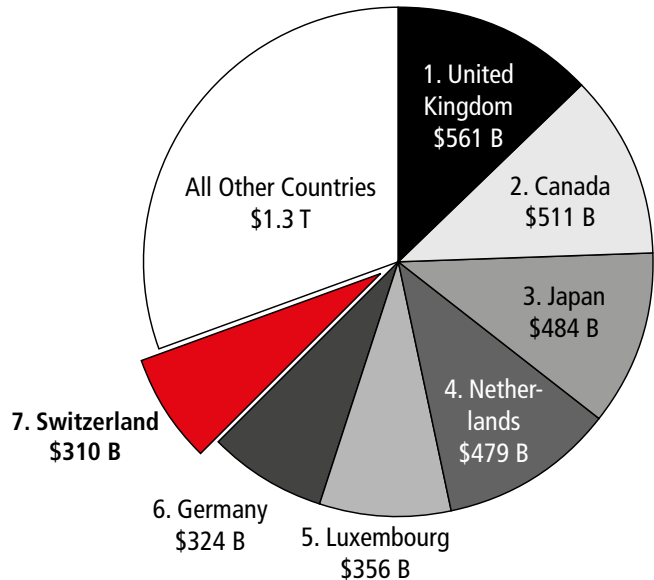
# I. SWISS DIRECT INVESTMENT

## Swiss Cumulative Direct Investment Reaches \$310 Billion

Swiss companies have a long history of investing in the large and diversified U.S. economy, which offers domestic and foreign firms extraordinary business opportunities. States and localities nationwide aggressively vie for investment from Swiss firms, which bring skilled, and often highly paid, jobs to their communities.

Switzerland is the seventh-largest foreign direct investor in the United States with \$310 billion in cumulative investments by year-end 2018. Switzerland accounted for seven percent of the \$4.3 trillion in foreign direct investment in the United States (FDIUS). At the end of 2018, Switzerland and six other countries made up 70 percent of all foreign direct investment in the United States.

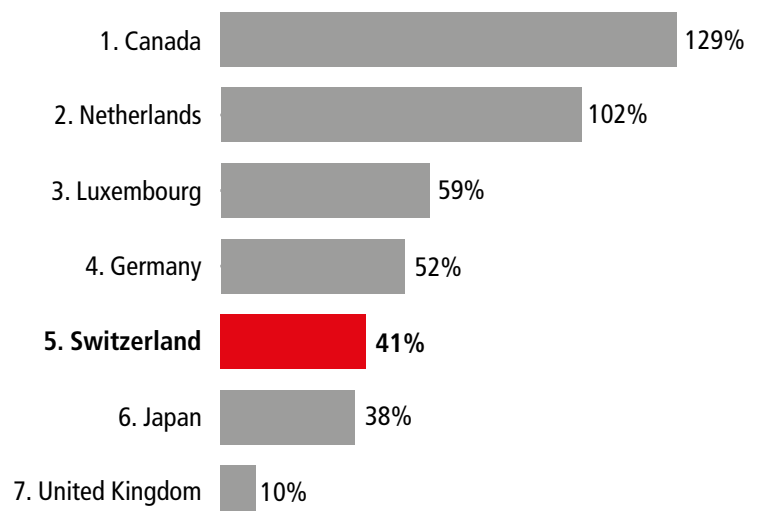
## Cumulative Foreign Direct Investment in the United States by Country through 2018



## Swiss Cumulative FDIUS Grows by 41 Percent over Five Years

Of the seven largest countries by cumulative foreign direct investment in the United States, Swiss investments rose by more than 40 percent between 2013 and 2018, posting the fifth-fastest rate of growth. Investments from Canada grew the fastest, more than doubling during the same period, followed by the Netherlands, which also more than doubled its investments in the United States. Growth of direct investment from Luxembourg and Germany both exceeded 50 percent. Swiss investment growth also outpaced investments from Japan at 38 percent, and the United Kingdom at only 10 percent between 2013 and 2018.

## Growth in Cumulative Foreign Direct Investment in the United States by Country, 2013–2018



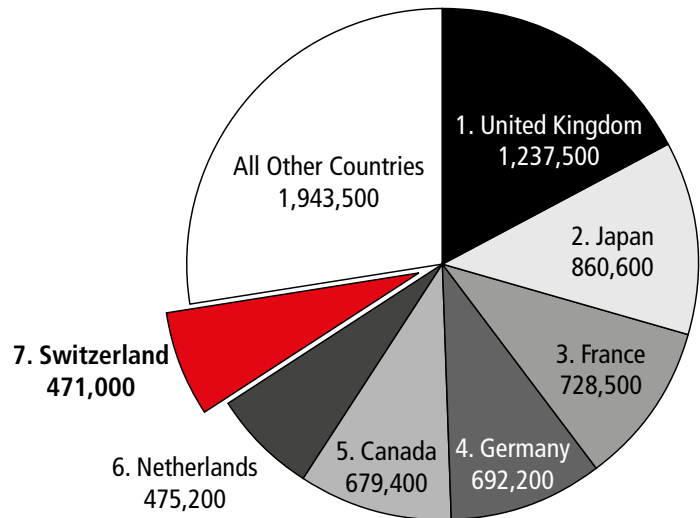
## II. IMPACT OF SWISS AFFILIATES

### Swiss Affiliates Support More than 470,000 American Jobs

Swiss affiliates create hundreds of thousands of American jobs. In 2016, Swiss investments supported 471,000 jobs across the United States, representing seven percent of the 7.1 million jobs sustained by all foreign affiliates. Switzerland ranked behind four European countries, Japan, and Canada.

Switzerland, along with six other leading countries by this measure, accounted for nearly three-quarters of all insourced jobs.

### Top Countries in Employment Supported by U.S. Affiliates of Foreign Companies, 2016

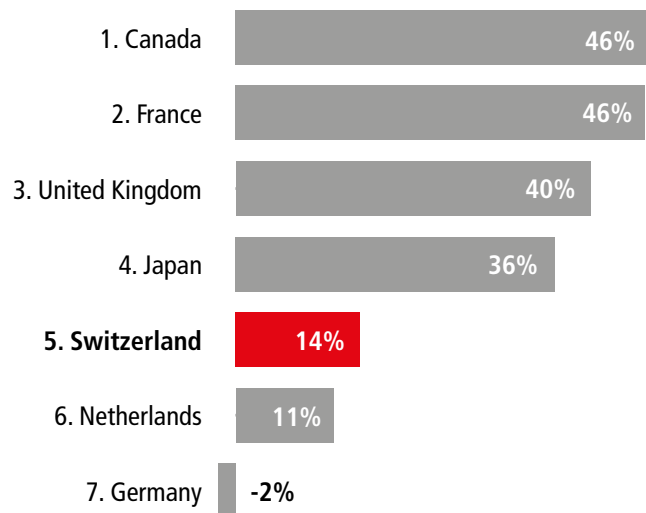


### Swiss Affiliates Increase Jobs by 14 Percent Over Decade

Between 2006 and 2016, Swiss firms added more than 55,000 new jobs in the United States, posting a growth rate of 14 percent.

Of the seven largest foreign direct investors in the United States, employment at Swiss affiliates grew the fifth-fastest, outpacing the Netherlands at 11 percent and Germany, whose employment rate contracted by two percent. Employment growth rates from Canadian, French, British, and Japanese affiliates, compared with 10 years earlier, increased more quickly by 2016.

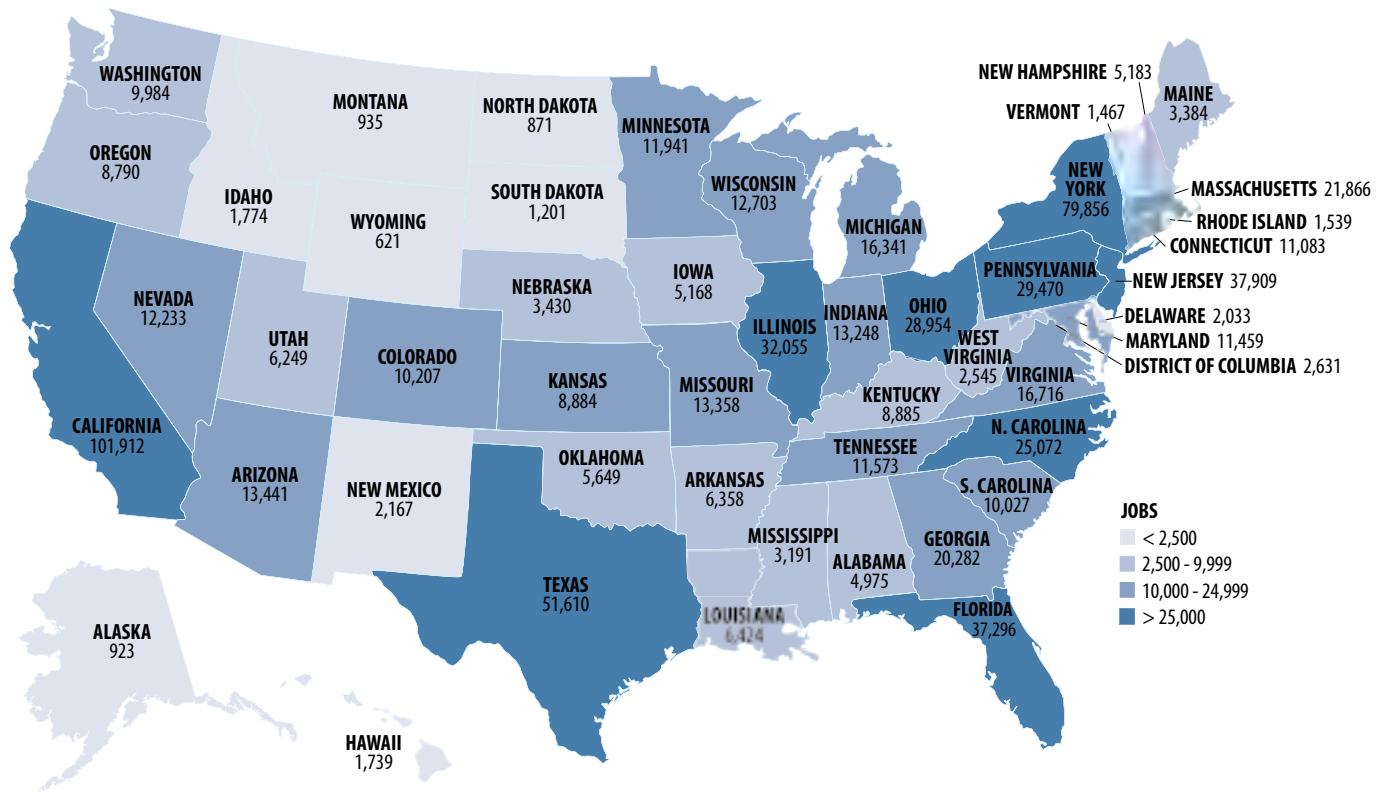
### Large Investing Countries by Employment Growth Rates at U.S. Affiliates, 2006–2016





## II. IMPACT OF SWISS AFFILIATES

Swiss Economic Impact on Employment in the United States  
Total Jobs Supported by State



### Swiss Investment and Trade Sustain Nearly Three-Quarters Million U.S. Jobs

Swiss businesses contribute to U.S. employment in three primary ways: jobs at U.S. affiliates of Swiss companies; jobs supported by U.S. exports of services to Switzerland; and jobs tied to U.S. exports of goods to Switzerland. According to the latest data, a combined 742,340 American jobs were supported by the strong bilateral trade and investment relationship between the United States and Switzerland.

Swiss affiliates accounted for 471,000 of these jobs, followed by at least 198,595 American jobs from services exports to Switzerland, and 72,745 U.S. jobs supported by goods exports.

### More Than 100,000 California Jobs from Swiss Trade and Investment

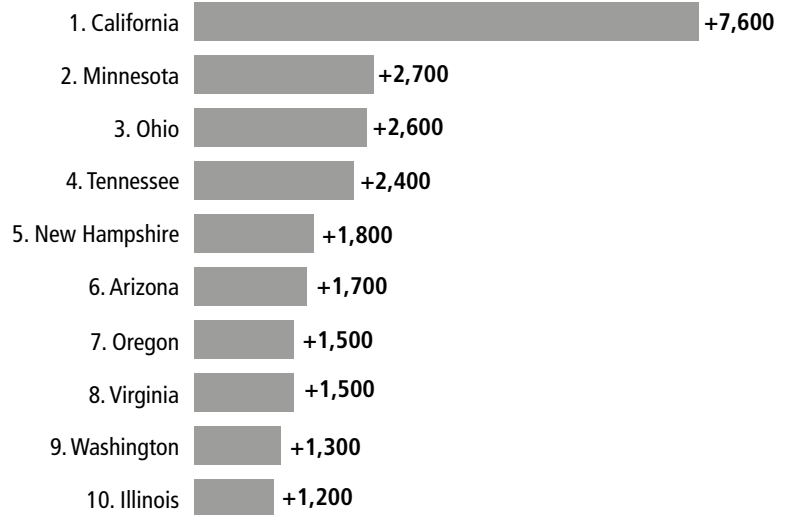
Every state in the nation benefits thanks to Swiss trade and investment. In California alone, jobs supported by Swiss firms totaled nearly 102,000. Several other large states benefit from Swiss trade and investment, supporting tens of thousands of jobs in states such as New York, Texas, New Jersey, and Florida. Smaller states also gain from Swiss investment, which bolsters more than a thousand jobs in states such as South Dakota, Vermont, and Rhode Island.

## II. IMPACT OF SWISS AFFILIATES

### Swiss Affiliates Add More Than 7,500 New Jobs in California Over Five Years

Swiss affiliates continue to add new jobs across the United States, in many instances by the thousands. Between 2011 and 2016, Swiss affiliates added 7,600 new jobs in California, the most in any state. Swiss firms' employment increased by more than 2,000 jobs in Minnesota, Ohio, and Tennessee during the same time period. New Hampshire, Arizona, Oregon, and Virginia all received at least 1,500 new jobs from Swiss investors between 2011 and 2016, Washington and Illinois also ranked among the top 10 states by this measure.

### Top States by Swiss Affiliate Job Creation 2011–2016

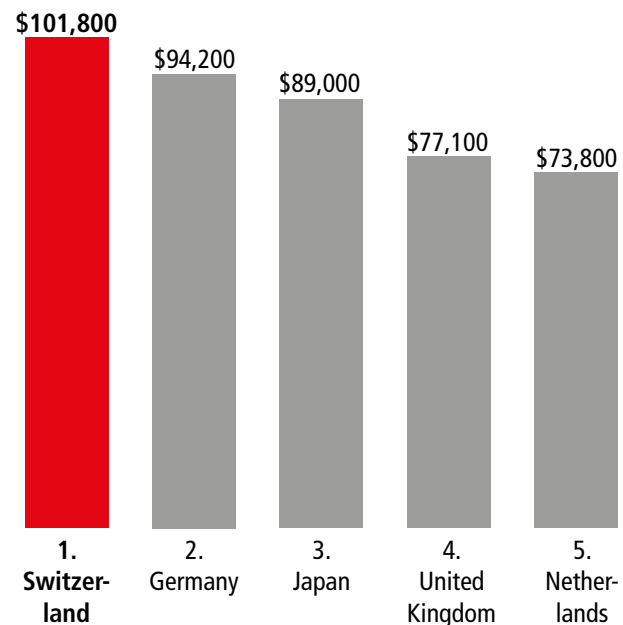


### Average Salary at Swiss Affiliates Tops \$100,000

American workers at Swiss firms earned an average salary (wages + benefits) of \$101,800 in 2016, some \$38,000 more than the nation's average private sector salary of \$64,300. In 2016, Swiss affiliates had a total payroll of \$48 billion.

Among the seven largest countries by affiliate employment in the United States, Swiss firms paid the highest average salary, surpassing firms from Germany, Japan, the United Kingdom, and the Netherlands.

### Top Countries in Average Salaries by Foreign Affiliates in the United States, 2016

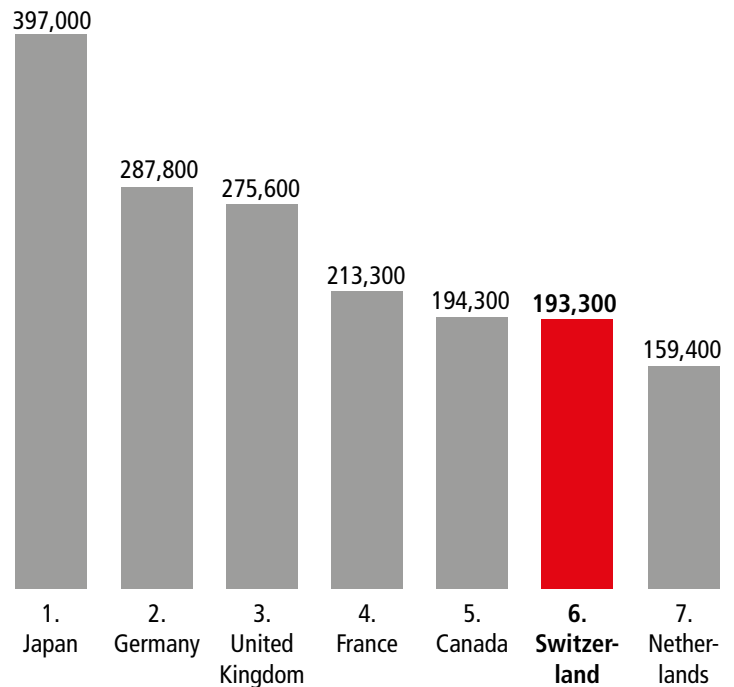


## II. IMPACT OF SWISS AFFILIATES

### Swiss Affiliates Rank Sixth in Manufacturing Employment

Swiss investments boost American manufacturing employment. Swiss firms supported 193,300 manufacturing jobs in the United States in 2016, accounting for eight percent of the 2.5 million U.S. manufacturing jobs supported by investments from all foreign firms. Ranked sixth, Swiss affiliates employed fewer American manufacturing workers than firms from Japan, Germany, the United Kingdom, France, and Canada. However, Swiss firms employed more U.S. manufacturing workers than affiliates from several other countries, including the Netherlands and Ireland.

### Top Countries in Manufacturing Employment Supported by Foreign Affiliates, 2016

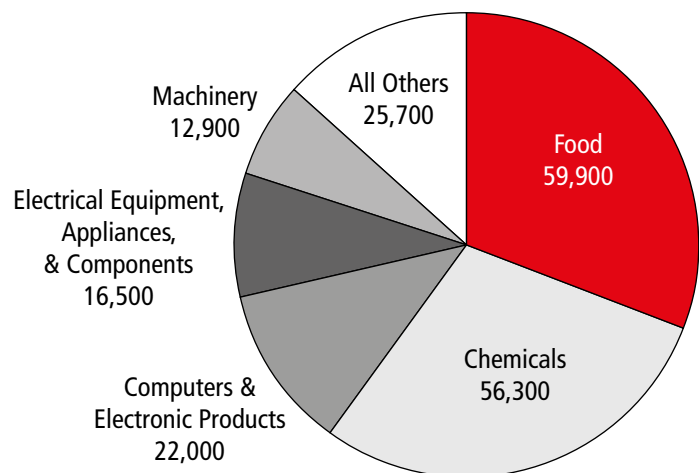


### Food Is Top Manufacturing Sector by Swiss Affiliate Employment

Swiss affiliates play a sizable role in several manufacturing sectors, supporting tens of thousands of well-paying American factory jobs. Food, chemicals, and computers and electronics represented more than 70 percent of all jobs from Swiss investment in U.S. manufacturing in 2016.

Swiss investment in U.S. food manufacturing supported nearly 60,000 American jobs in 2016. Chemicals manufacturing, including pharmaceuticals and medicines, was the second-largest sector at 56,300 jobs. Plus, Swiss affiliates accounted for 22,000 jobs in computers and electronic products, which includes semiconductor manufacturing. Swiss firms also provided 16,500 jobs in electrical equipment, appliances, and components manufacturing.

### U.S. Manufacturing Jobs Supported by Swiss Affiliates, 2016

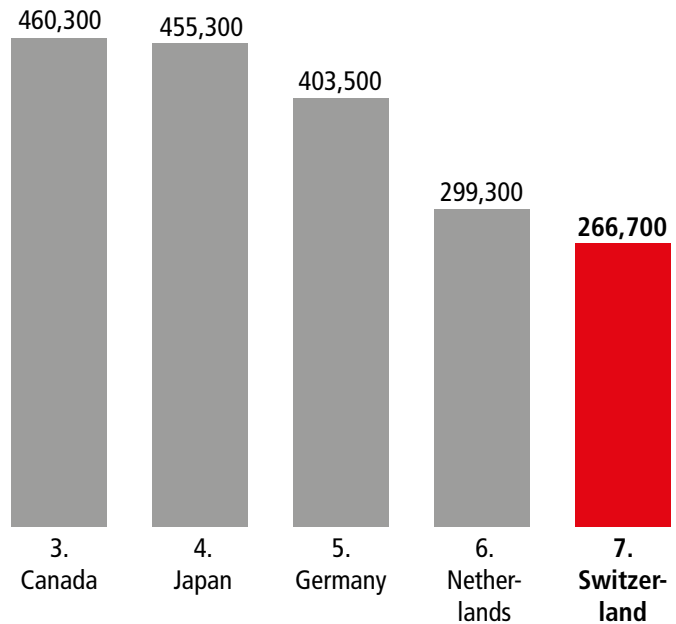


## II. IMPACT OF SWISS AFFILIATES

### Swiss Affiliates Employ more than a Quarter Million Americans in Services Jobs

Swiss services firms provide significant employment in the United States, representing, at 266,700, more than half of all Swiss affiliate employment in 2016. Switzerland ranked seventh in affiliate employment in the services sector in 2016. The largest services sector for Swiss affiliates was administration, support, and waste management, which supported more than 100,000 jobs in 2016. The second-largest services sector was finance and insurance.

### Top Countries in Services Employment Supported by Foreign Affiliates 2016

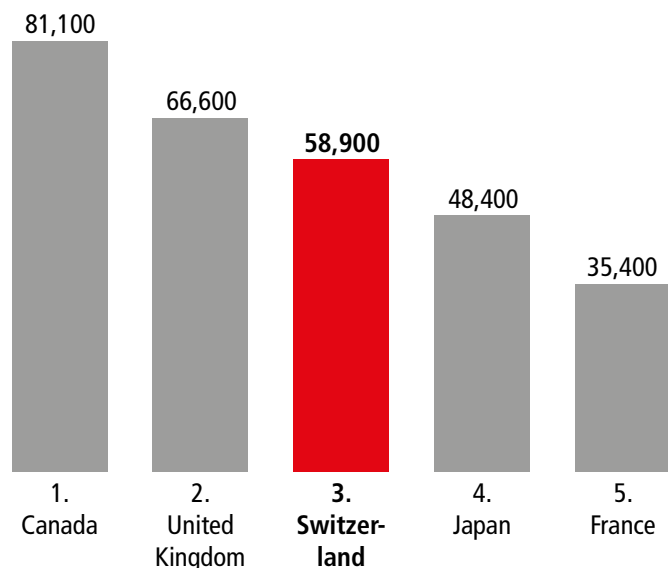


### Swiss Affiliates Rank Third in Finance and Insurance Employment

Swiss affiliates invest heavily in the U.S. finance and insurance sector. In 2016, Swiss finance and insurance firms in the United States employed almost 59,000 U.S. workers, trailing only Canada and the United Kingdom.

The top five countries by this indicator constituted nearly 70 percent of all insourced finance and insurance jobs.

### Top Countries in Finance & Insurance Employment Supported by Foreign Affiliates, 2016

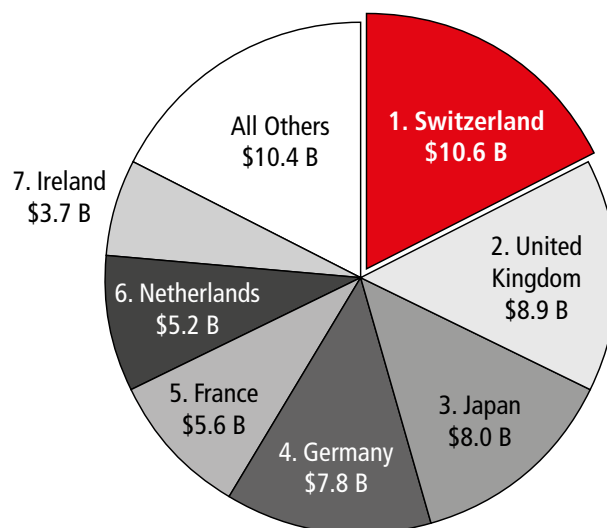


## II. IMPACT OF SWISS AFFILIATES

### Swiss Affiliates Outspend All Other Countries in Research and Development

Swiss firms contribute substantially to the U.S. R&D base. In 2016, Swiss affiliates accounted for nearly one-fifth of all R&D spending from all foreign affiliates. Ranked first, Swiss firms spent more on R&D in the United States than affiliates from the United Kingdom, Japan, Germany, France, the Netherlands, and Ireland. These seven countries made up 83 percent of all R&D spending by foreign affiliates in 2016.

### Top Countries in R&D Performed by Foreign Affiliates, 2016

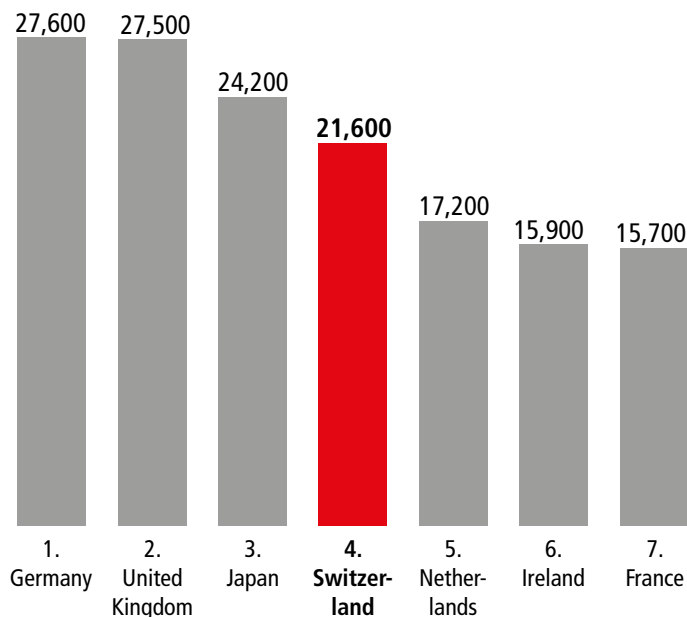


### Swiss Affiliates Fourth in R&D Jobs

Research and development activities of Swiss affiliates yield thousands of U.S. jobs. In 2016, Swiss affiliates employed 21,600 R&D workers in the United States, after German, British, and Japanese firms. They also supported more U.S. R&D workers than Dutch, Irish, and French affiliates.

Swiss investments in pharmaceuticals and medicines generated the greatest number of R&D-supported jobs for Americans, employing more than 10,000 workers, the most of any country's affiliates in the United States in 2016.

### Top Countries in R&D Employment Supported by Foreign Affiliates, 2016



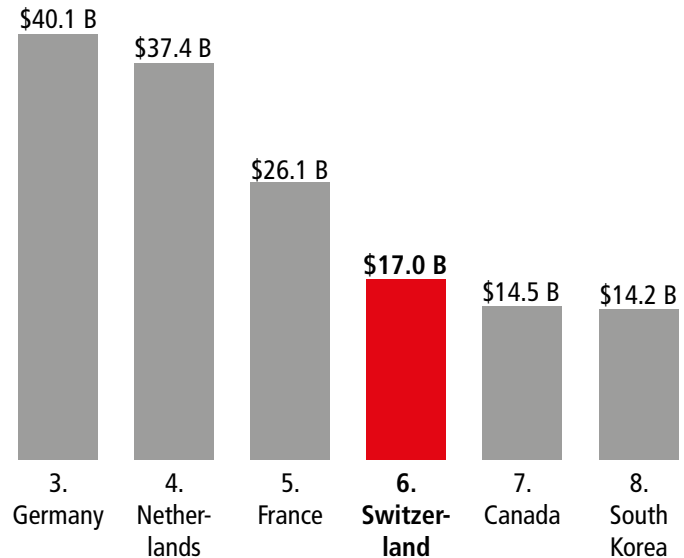
## II. IMPACT OF SWISS AFFILIATES

### Swiss Affiliates Export \$17 Billion in Goods

Swiss affiliates bolster U.S. exports. In 2016, exports of U.S. goods from Swiss firms added up to \$17 billion, representing five percent of the \$370 billion exported by all foreign affiliates. U.S. affiliates from five other countries (Japan, the United Kingdom, Germany, the Netherlands, and France) each shipped more goods to foreign markets than Switzerland.

Fifty-seven percent of all merchandise exports from Swiss affiliates, or \$9.6 billion, was exported back to their affiliate parents in Switzerland. In 2016, Swiss affiliates also imported \$12.9 billion in goods, with most (65 percent) purchased from affiliates' parents headquartered in Switzerland.

### Top Countries in Goods Exports by Their U.S. Affiliates, 2016

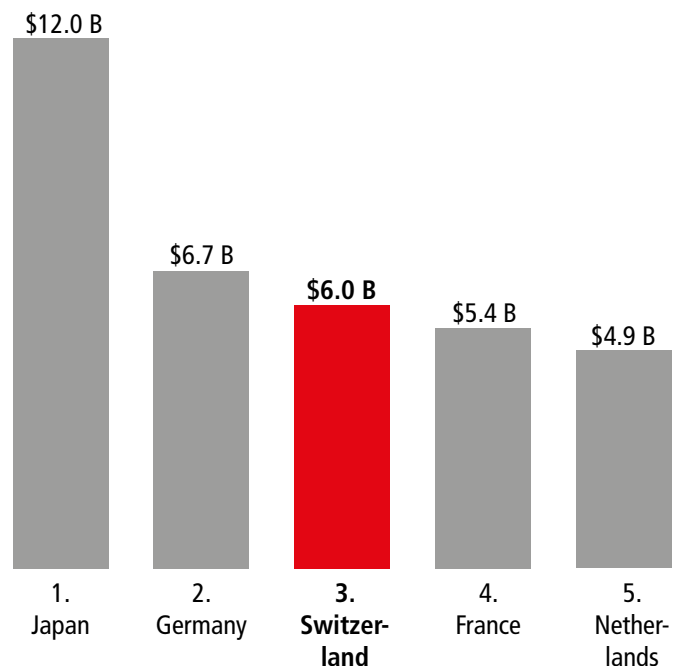


### Swiss Affiliates Pay Third-Highest U.S. Income Taxes

Like all companies in the United States, foreign affiliates pay U.S. income taxes. At \$6 billion, Swiss firms ranked third, paying more taxes than French or Dutch firms in 2016. Swiss companies in the chemicals sector were responsible for more than 70 percent of Swiss affiliate taxes, at about \$4.2 billion.

Taxes from Swiss affiliates, along with firms from Japan, Germany, the United Kingdom, and Canada, totaled about \$35 billion in 2016. Collectively, these five countries accounted for nearly three-quarters of the \$48 billion in U.S. income taxes paid by all foreign affiliates in the United States in 2016.

### Top Countries in U.S. Income Taxes Paid by Foreign Affiliates, 2016



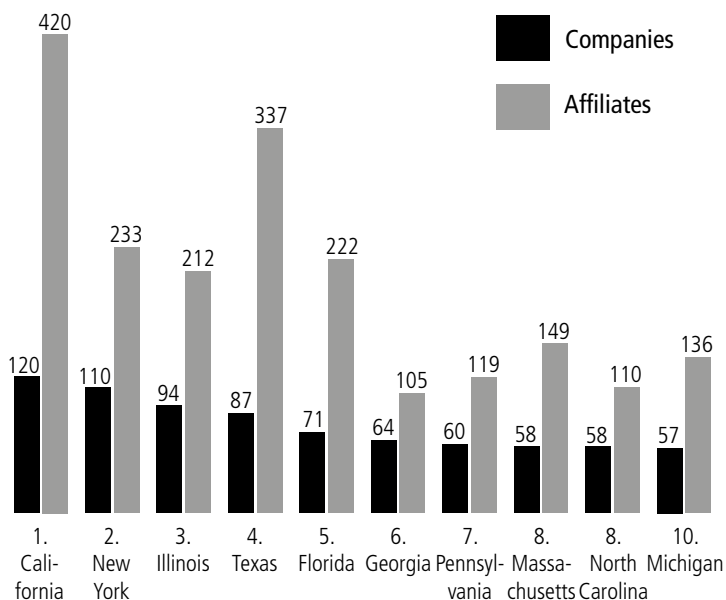
## II. IMPACT OF SWISS AFFILIATES

### California Is Home to Largest Number of Swiss Companies and Affiliates

Swiss companies are present in every U.S. state and the District of Columbia. More than 500 Swiss companies have operations in the United States; many have one or more affiliates in multiple states. Together, they account for nearly 3,800 affiliates. California has the most Swiss companies, totaling 120. New York is second at 110 and Illinois is third at 94.

California also ranks first in the number of Swiss affiliates (420), followed by Texas (337), and New York (233).

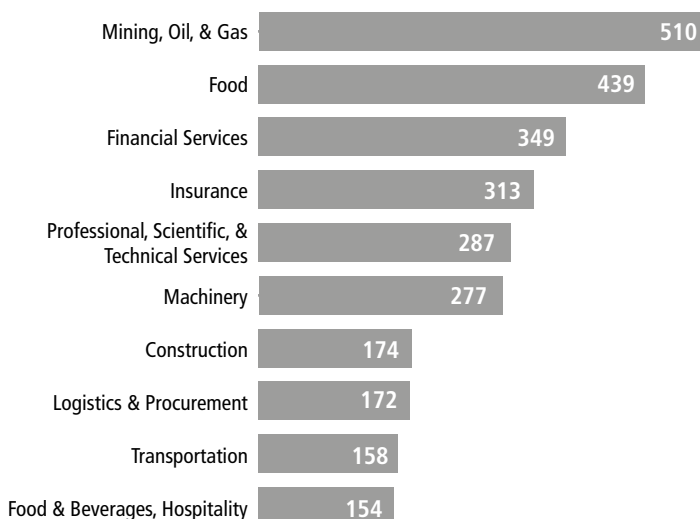
### Swiss Companies and Their Affiliates Ranked by Number of Companies by State, 2019



### Largest Number of Swiss Affiliates in United States is in Mining, Oil, and Gas

More than 500 Swiss mining, oil, and gas affiliates are located in the United States, which offers direct access to one of the world's largest energy markets. Because America leads in financial services and insurance products, more than 650 affiliates of Swiss financial services and insurance companies operate in the U.S. market. The number of Swiss affiliates in the United States totals more than 1,000 in food, in professional, scientific and technical services, and in machinery.

### Number of Swiss Affiliates by Industry Sector in the United States, 2019



### III. U.S. TRADE WITH SWITZERLAND

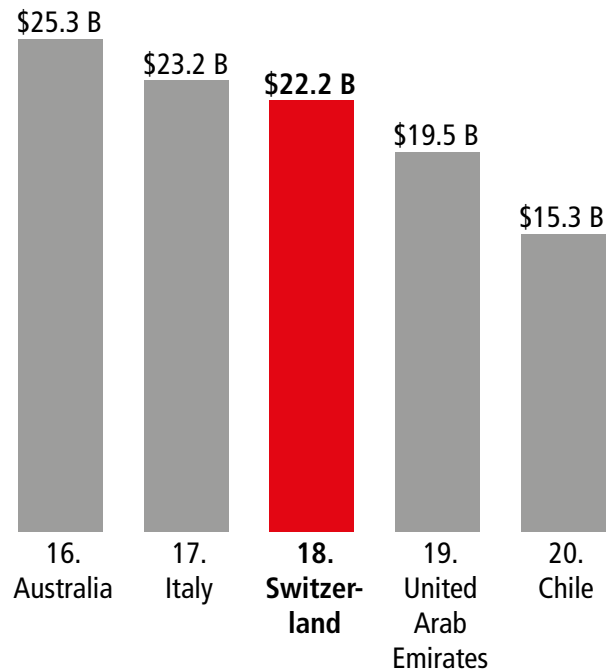
#### Switzerland is Key Export Market for U.S.-Made Goods

Besides Swiss companies' demonstrated commitment to the United States through investments, Switzerland is also a key trading partner for the United States. In 2018, U.S. merchandise exports to Switzerland exceeded \$22 billion, making it the 18<sup>th</sup> largest export market for U.S. goods, behind Australia and Italy, but ahead of the United Arab Emirates and Chile.

Primary metals accounted for one-third of U.S. merchandise exports to Switzerland, totaling more than \$7 billion in 2018. Other top industries by exports of U.S. goods to Switzerland included chemicals, used merchandise, transportation equipment, and computer and electronic products.

Small U.S. merchandise trade surpluses with Switzerland earlier this decade turned to deficits, reaching nearly \$19 billion in 2018.

#### Countries Ranked by U.S. Merchandise Exports 2018

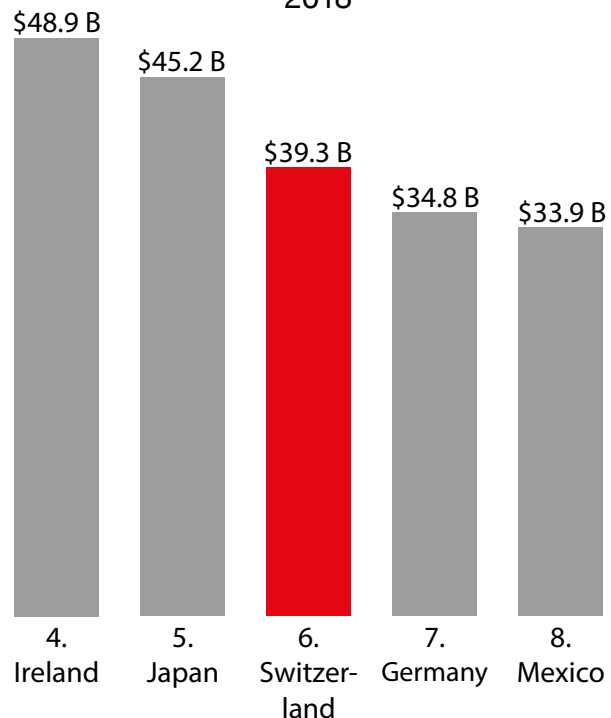


#### U.S. Services Exports to Switzerland Rank as Sixth-Largest Worldwide

With \$39 billion in 2018, Switzerland was one of the largest markets for U.S. exports of services, ranked sixth, trailing Japan, but ahead of Germany and Mexico. In fact, five percent of all U.S. services exports were sold to customers in Switzerland. Fees for intellectual property usage was the largest segment, at \$14 billion in sales, followed by R&D services at \$9 billion.

The U.S. surplus in services to Switzerland expanded to \$18 billion in 2018 from about \$300 million in 2009.

#### Countries Ranked by U.S. Services Exports 2018





## IV. U.S. SERVICES SALES THROUGH AFFILIATES IN SWITZERLAND

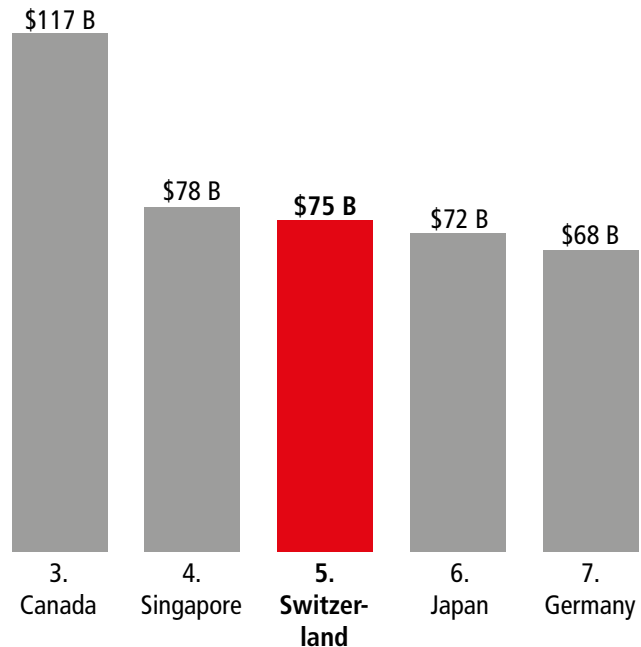
### U.S. Services Sales through Swiss Affiliates Rank as Fifth-Strongest Worldwide

Although U.S. exports of services to Switzerland is a good measure of the strength of the bilateral economic relationship, majority-owned U.S. affiliates located in Switzerland deliver most U.S. services sold in Switzerland. This is because proximity and knowledge of the local market are important when selling services abroad.

Switzerland accounted for five percent of the \$1.5 trillion in services supplied by overseas affiliates of U.S. companies in 2016. U.S. companies sold \$75 billion in services through affiliates in Switzerland in 2016, which is less than what they sold through affiliates in Canada and Singapore, but more than through those in Japan and Germany.

On the other side, Swiss companies supplied \$47 billion in services to U.S. consumers through their majority-owned affiliates in the United States.

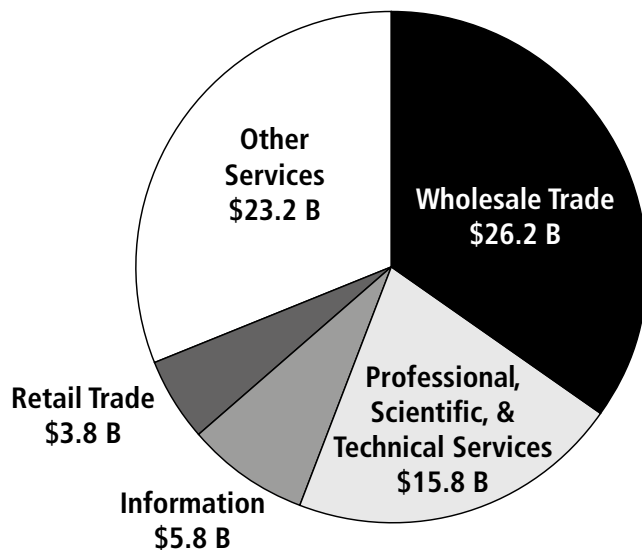
### Top Countries in Services Supplied through Foreign Affiliates of U.S. Companies, 2016



### Wholesale Trade Is Top Services Sector for U.S. Sales through Affiliates in Switzerland

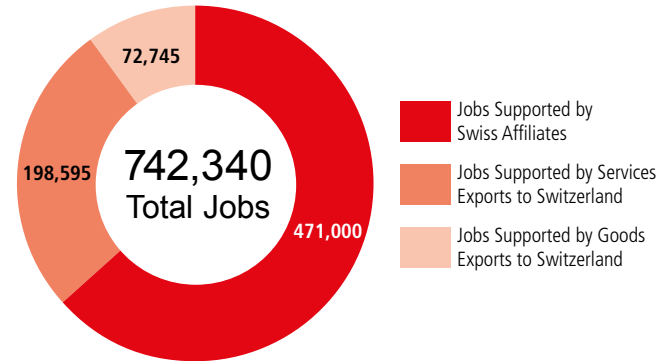
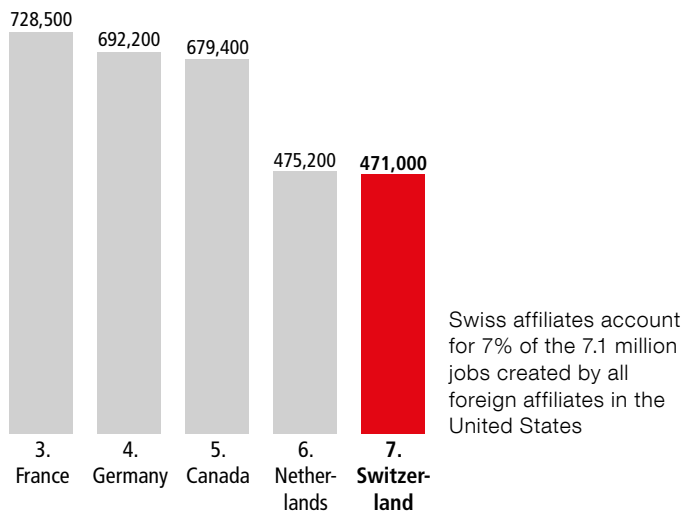
At more than \$26 billion in 2016, wholesale trade led all other sectors in services sold directly through affiliates of U.S. companies in Switzerland, representing more than one-third of these sales. Professional, scientific, and technical services was the second-largest industry by this measure, composing more than 20 percent of all sales of services through U.S. affiliates in Switzerland. Information and retail trade completed the list of top services sectors by sales through U.S. affiliates in Switzerland in 2016.

### Top Services Supplied through Foreign Affiliates of U.S. Companies in Switzerland by Industry, 2016




# SWISS ECONOMIC IMPACT THE UNITED STATES

## Employment Supported by Foreign Affiliates, 2016




## Top Goods Exports by Industry from the United States to Switzerland, 2018

Total U.S. Goods Exports to Switzerland \$22.2 B



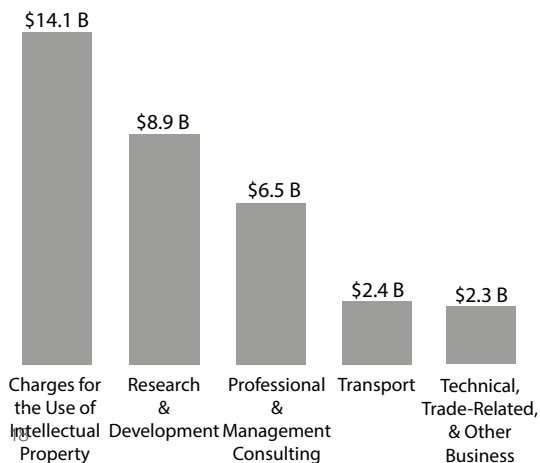
## Top Goods Imports by Industry from Switzerland to the United States, 2018

Total U.S. Goods Imports from Switzerland \$41.1 B



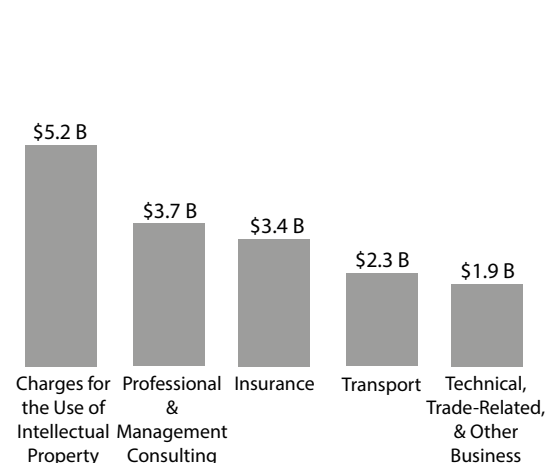
## Top Services Exports by Industry from the United States to Switzerland, 2018

Total U.S. Services Exports to Switzerland \$37.3 B



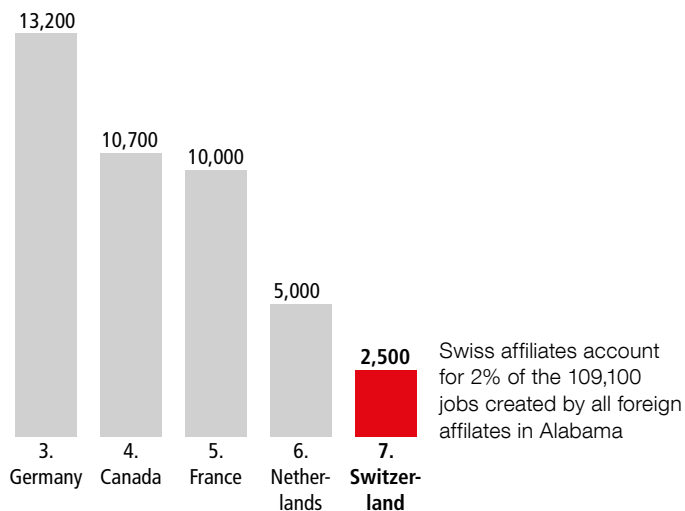
## Top Services Imports by Industry from Switzerland to the United States, 2018

Total U.S. Services Imports from Switzerland \$26.9 B

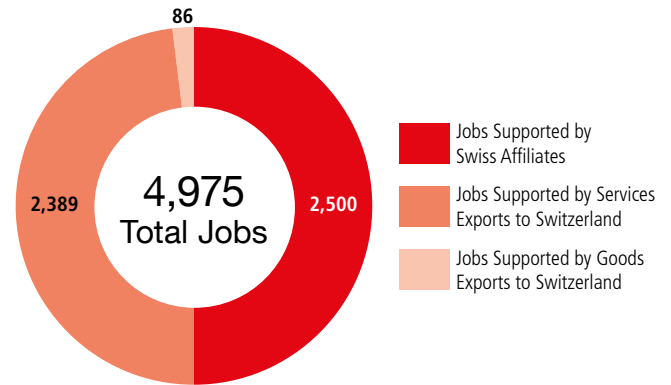


# SWISS ECONOMIC IMPACT ALABAMA

## Employment Supported by Foreign Affiliates, 2016




Alabama Residents of Swiss Descent 3,885



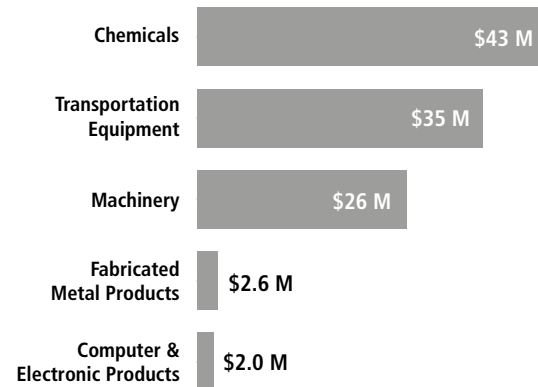
## Top Goods Exports by Industry from Alabama to Switzerland, 2018

Total Alabama Goods Exports to Switzerland \$145 M



## Top Goods Imports by Industry from Switzerland to Alabama, 2018

Total Alabama Goods Imports from Switzerland \$122 M

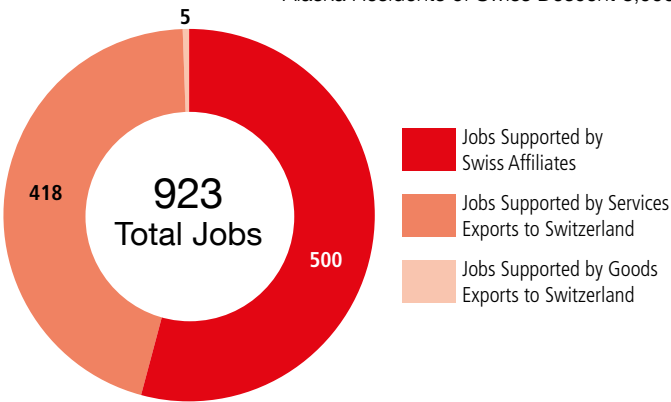
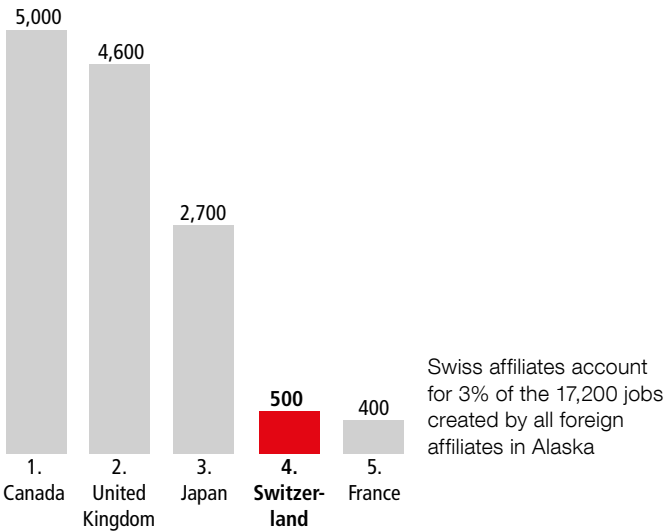


## Swiss Companies Located in Alabama

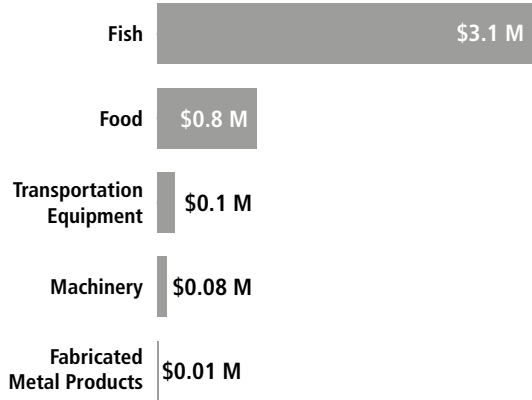
Bruderer	INEOS	Nestlé	RUAG	Schindler	STMicroelectronics	Temenos
Chubb (ACE)	Kuehne + Nagel	Oerlikon	Russell Stover	SGS	Sulzer	UBS
Dufry	LafargeHolcim	Omya	Candies (Lindt)	Sika	Syngenta	Zurich
Hoerbiger	Leica Geosystems	Panalpina				

# SWISS ECONOMIC IMPACT ALASKA

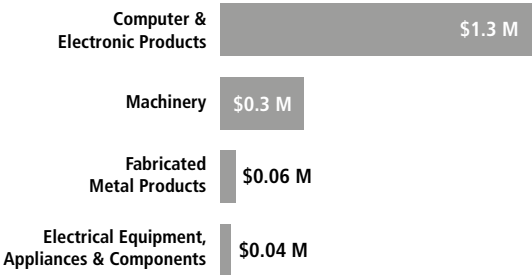
Employment Supported by Foreign Affiliates, 2016



Top Goods Exports by Industry from Alaska to Switzerland, 2018  
Total Alaska Goods Exports to Switzerland \$4.2 M



Top Goods Imports by Industry from Switzerland to Alaska, 2018  
Total Alaska Goods Imports from Switzerland \$2.0 M



## Swiss Companies Located in Alaska

Dufry

Nestlé

Schindler

SGS

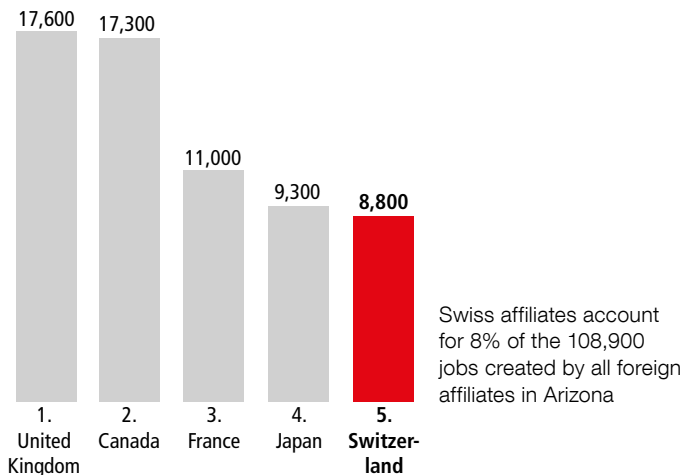
Swissport

Trapper's Creek Smoking Company

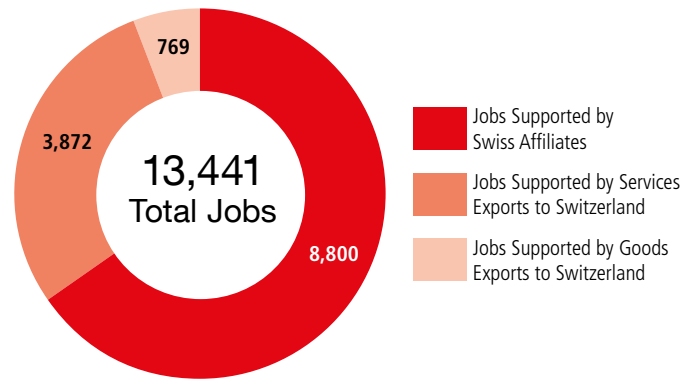
UBS

# SWISS ECONOMIC IMPACT ARIZONA

## Employment Supported by Foreign Affiliates, 2016




Arizona Residents of Swiss Descent 17,820



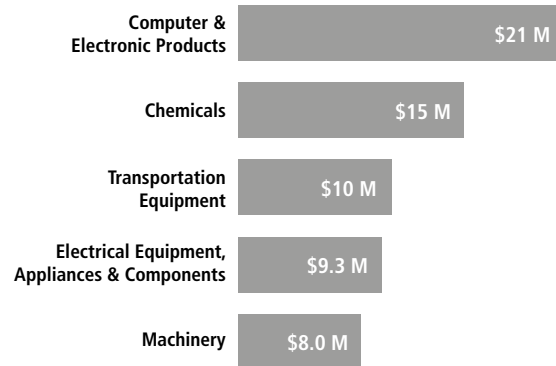
## Top Goods Exports by Industry from Arizona to Switzerland, 2018

Total Arizona Goods Exports to Switzerland \$210 M



## Top Goods Imports by Industry from Switzerland to Arizona, 2018

Total Arizona Goods Imports from Switzerland \$98 M

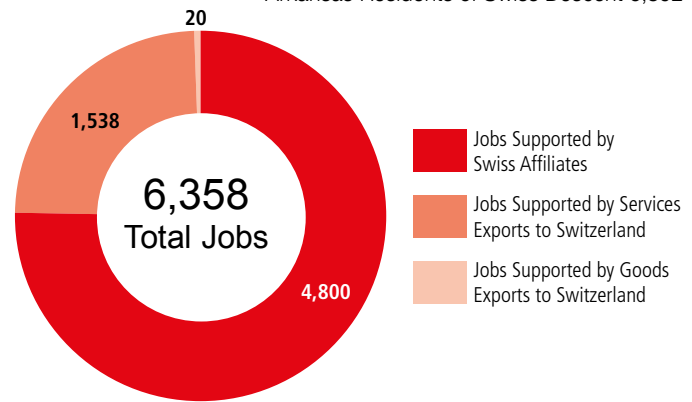
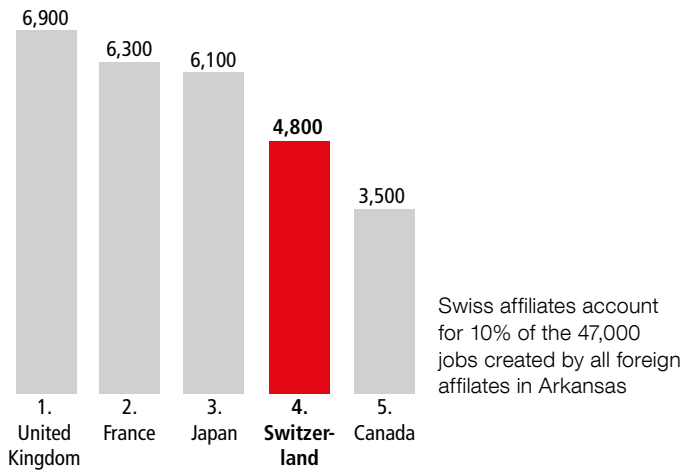


## Swiss Companies Located in Arizona

Adecco	Chubb (ACE)	Hoffmann-La Roche	Lindt	Omya	SGS	Swissport
Bernina	Clariant	Kuehne + Nagel	Nagra	Panalpina	STA Travel	Syngenta
Bossard	Dufry	LafargeHolcim	Nespresso	Quadrant	STMicroelectronics	UBS
BUNAC (STA Travel)	Fisba	Leica Geosystems	Nestlé	Schindler	Sulzer	Zurich

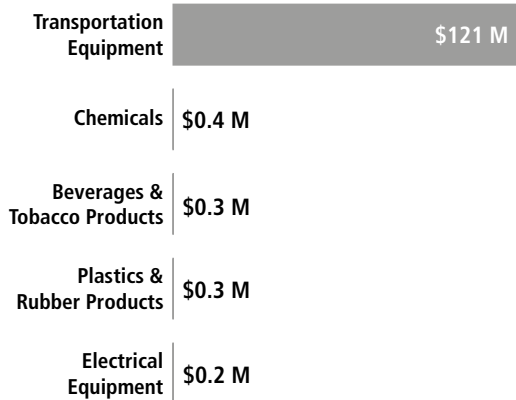
# SWISS ECONOMIC IMPACT ARKANSAS

## Employment Supported by Foreign Affiliates, 2016




## Top Goods Exports by Industry from Arkansas to Switzerland, 2018

Total Arkansas Goods Exports to Switzerland \$125 M



## Top Goods Imports by Industry from Switzerland to Arkansas, 2018

Total Arkansas Goods Imports from Switzerland \$34 M

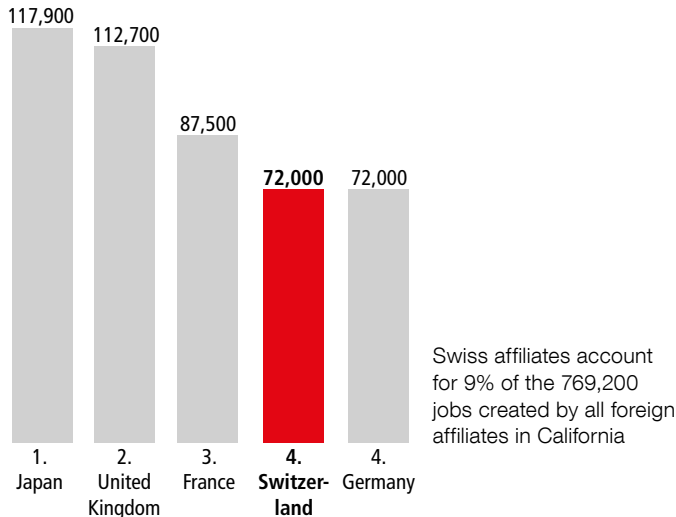


## Swiss Companies Located in Arkansas

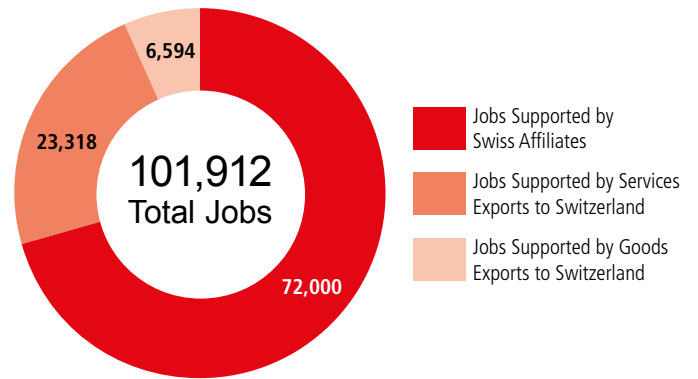
ABB Chubb (ACE) Dufry Georg Fischer Interhealth (Lonza) LafargeHolcim Nestlé Schindler SGS Syngenta UBS Zurich

# SWISS ECONOMIC IMPACT CALIFORNIA

## Employment Supported by Foreign Affiliates, 2016




California Residents of Swiss Descent 102,439



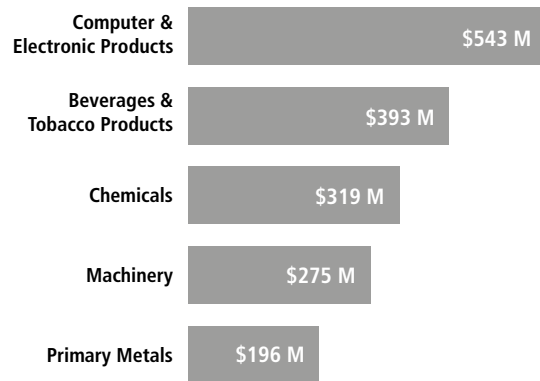
## Top Goods Exports by Industry from California to Switzerland, 2018

Total California Goods Exports to Switzerland \$2.1 B



## Top Goods Imports by Industry from Switzerland to California, 2018

Total California Goods Imports from Switzerland \$2.7 B

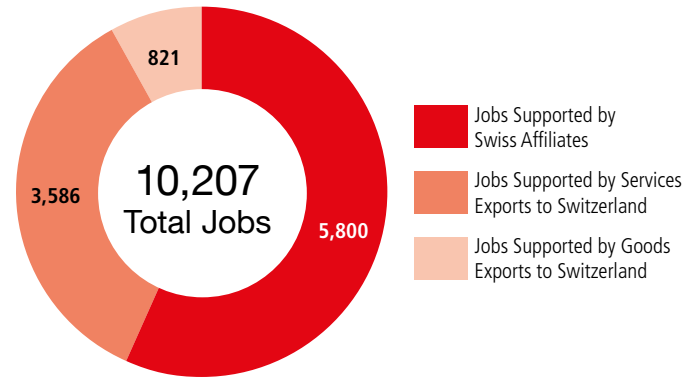
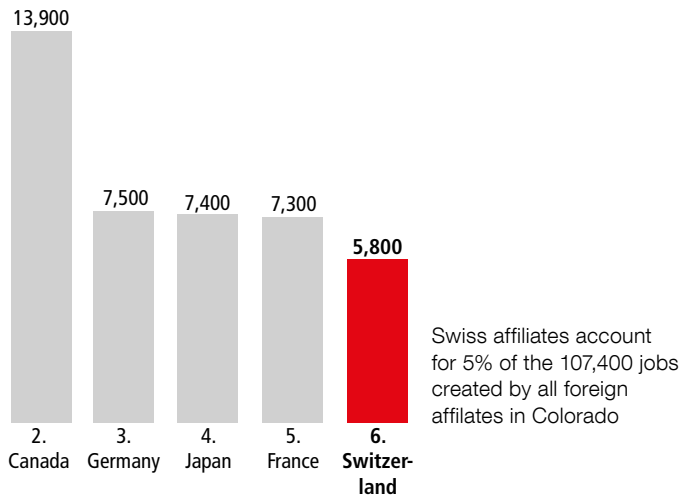


## Swiss Companies Located in California

ABB	Comet Export Air	Hallmark Aviation	LEM	Reha Technology	Sika	TAG Heuer
Actelion	Credit Suisse	Services	Lemo	Riri	SIX Financial	Tecan
Pharmaceuticals	Diamond	Hess Collection	Life Watch	Rolex	Information	Teuscher
Adecco	DKB Household	Hoerbiger	Lindt	Rollomatic	SKINS	Transcontainer
Allied T pro (Kuoni)	Dufry	Hoffmann-La Roche	Logitech	Rosen	Small Precision	Transport
Allied World	Egon Zehnder	Hublot	Lonza	RUAG	Tools	u-blox
American Lamprecht	Elma Electronic	INEOS	Luxoft	Safran Vectronix	Sonova	UBS
Transport	Emmi Roth	Insensation	Nagra	Scandit	Stäubli	UVP
ARYZTA	Endress+Hauser	Interhealth (Lonza)	Nespresso	Schaerer	STMicroelectronics	(Endress+Hauser)
Asendia	Evolve	IWC Schaffhausen	Nestlé	Schindler	Sulzer	Vacheron Constantin
Bachem	Ferring	Jaeger-LeCoultre	Nobel Biocare	Schleuniger	Swatch	Viking Cruises
Bally	Firmenich	Jet Aviation	Novartis	Schmolz + Bickenbach	Swiss Post	Vitol
Barry Callebaut	Flare International	Katadyn	Oerlikon	Schurter	Solutions	Vitra
Bohi Consulting	FRACHT FWO	Kaywa	Omya	Sefar	Swiss Re	Weatherford
Bossard	Franke	KRISS	Paiste	Sensirion	Swisscom Ventures	Weidmann
Chubb (ACE)	gategroup	Kuehne + Nagel	Panalpina	SFS intec	Swissport	Zurich
Cinetyp	Georg Fischer	Kuhn Rikon	Partners Group	SGS	Switzerland Tourism	
Clariant	Ghirardelli (Lindt & Sprüngli)	LafargeHolcim	Piaget	Siegfried	Syngenta	
Comet		Leica Geosystems	R&C Valve Repair			


# SWISS ECONOMIC IMPACT COLORADO

## Employment Supported by Foreign Affiliates, 2016




## Top Goods Exports by Industry from Colorado to Switzerland, 2018

Total Colorado Goods Exports to Switzerland \$191 M



## Top Goods Imports by Industry from Switzerland to Colorado, 2018

Total Colorado Goods Imports from Switzerland \$812 M



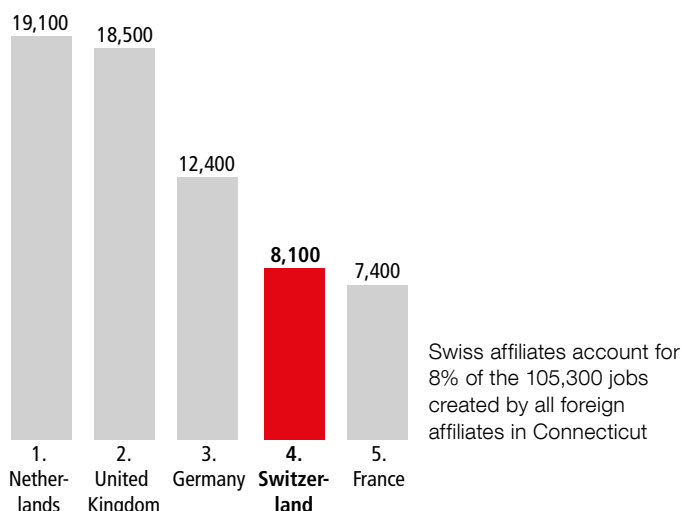
## Swiss Companies Located in Colorado

ABB	DT Swiss	INFICON	Nagra	Russell Stover	STMicroelectronics	Syngenta
Adecco	Dufry	Interroll	Nespresso	Candies (Lindt)	Sulzer	UBS
Bernina	EM Microelectronics	Kuehne + Nagel	Nestlé	Schindler	Swatch	Weatherford
Chubb (ACE)	FRACHT FWO	LafargeHolcim	Novartis	SGS	Swiss Re	Weidmann
Credit Suisse	Hallmark Aviation Services	Leica Geosystems	Panalpina	Sika	Swisslog	Zurich
Diamond	Hoerbiger	Mercuria	Pilatus	Similasan	Swissport	
Diamond Materials Tech		Mikron				

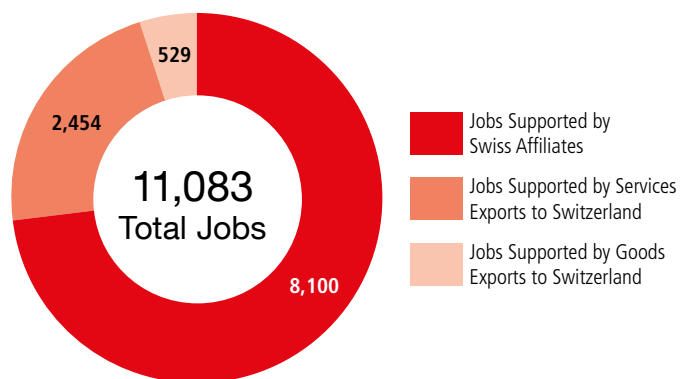


# SWISS ECONOMIC IMPACT CONNECTICUT

## Employment Supported by Foreign Affiliates, 2016

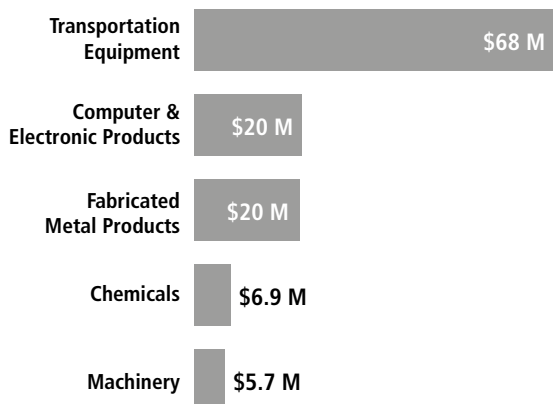


Connecticut Residents of Swiss Descent 8,574




## Top Goods Exports by Industry from Connecticut to Switzerland, 2018

Total Connecticut Goods Exports to Switzerland \$153 M



## Top Goods Imports by Industry from Switzerland to Connecticut, 2018

Total Connecticut Goods Imports from Switzerland \$452 M

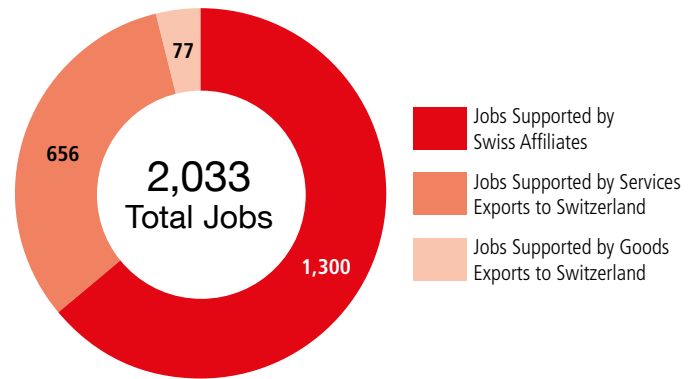
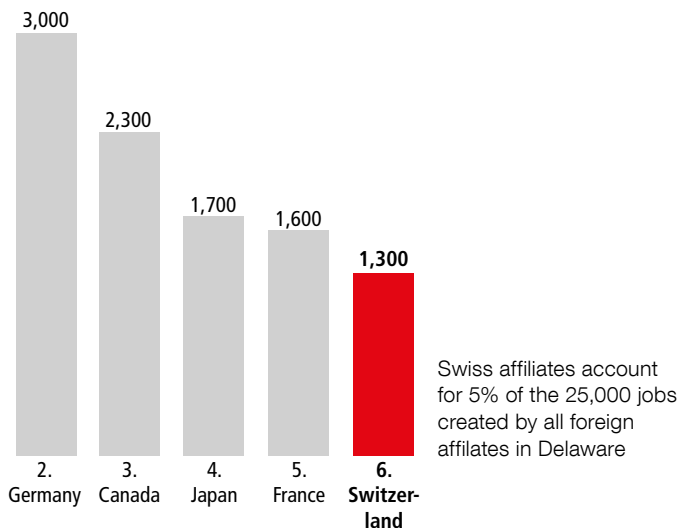


## Swiss Companies Located in Connecticut

Agathon	Chubb (ACE)	Hoffmann-La Roche	Lindt	RUAG	Sulzer	Victorinox
Allied World	Comet	IBAG	Mercuria	S. Karger	Swiss Re	Vitol
Baumer	Credit Suisse	Kolmar	Mikron	Schindler	Tornos Technologies	Von Roll
Belimo	Dara Capital	Kuehne + Nagel	Neoperl	SGS	Tradition	Zurich
Blumer	EAO	LafargeHolcim	Nestlé	SIX Financial	UBS	
Breitling	Glencore	Leica Geosystems	Oerlikon	Information	Vector Controls	
Bucher Emhart	Habasit					
Glass						

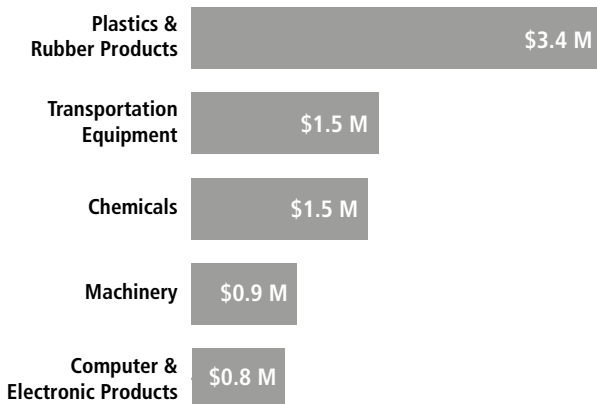
# SWISS ECONOMIC IMPACT DELAWARE

## Employment Supported by Foreign Affiliates, 2016




## Top Goods Exports by Industry from Delaware to Switzerland, 2018

Total Delaware Goods Exports to Switzerland \$18 M



## Top Goods Imports by Industry from Switzerland to Delaware, 2018

Total Delaware Goods Imports from Switzerland \$536 M

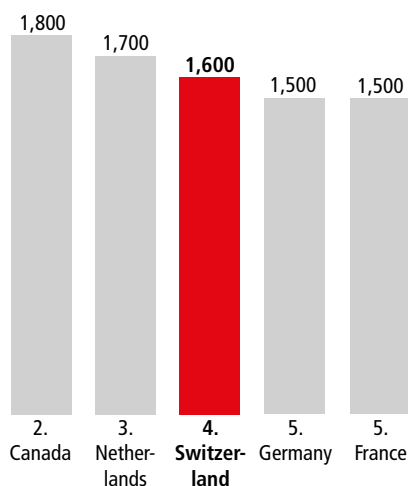


## Swiss Companies Located in Delaware

Chubb (ACE)	Hoerbiger	Incyte	Nestlé	Swisslog	UBS	Zurich
Datwyler Pharma Packaging	Hoffmann-La Roche	INEOS	Publicitas	Syngenta		

# SWISS ECONOMIC IMPACT DISTRICT OF COLUMBIA

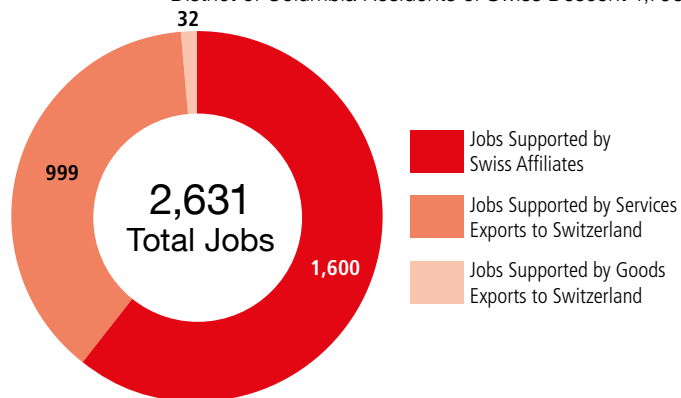
## Employment Supported by Foreign Affiliates, 2016



Swiss affiliates account for 7% of the 24,300 jobs created by all foreign affiliates in the District of Columbia

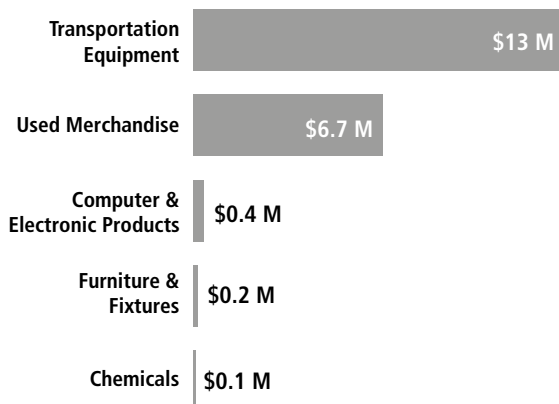


District of Columbia Residents of Swiss Descent 1,796




## Top Goods Exports by Industry from the District of Columbia to Switzerland, 2018

Total D.C. Goods Exports to Switzerland \$21 M



## Top Goods Imports by Industry from Switzerland to the District of Columbia, 2018

Total D.C. Goods Imports from Switzerland \$7.6 M

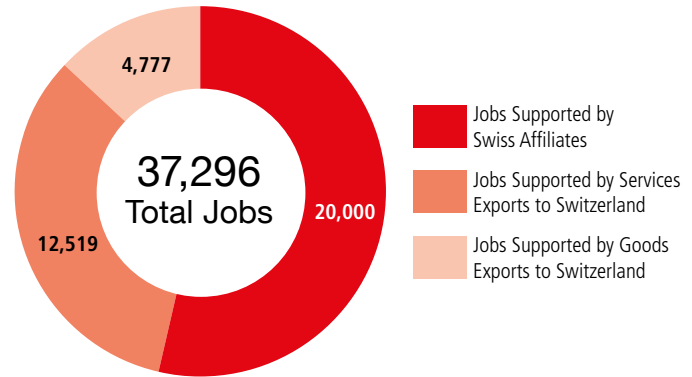
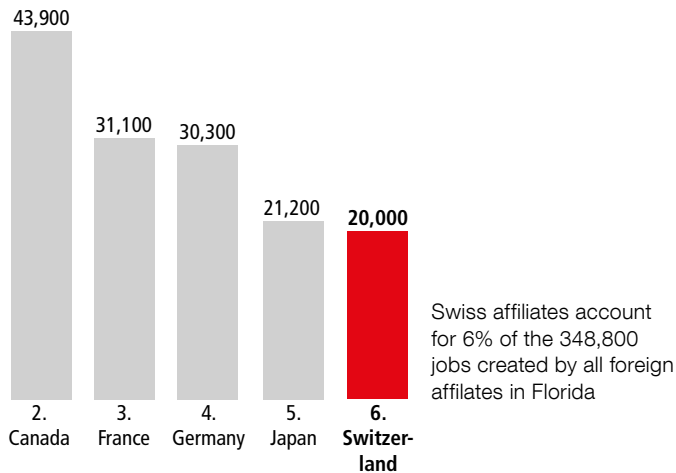


## Swiss Companies Located in the District of Columbia

ABB	Credit Suisse	Hoffman-La Roche	Nestlé	Swatch	Syngenta	Vestergaard
Barbara Balman	Dufry	LafargeHolcim	Novartis	Swiss Post	TE Connectivity	Frandsen
Landscape Design	Egon Zehnder	Mercuria	SITA	Solutions	UBS	Zurich
Chubb (ACE)	Ferring	Nagra	Stable DC	Swiss Re		


# SWISS ECONOMIC IMPACT FLORIDA

## Employment Supported by Foreign Affiliates, 2016



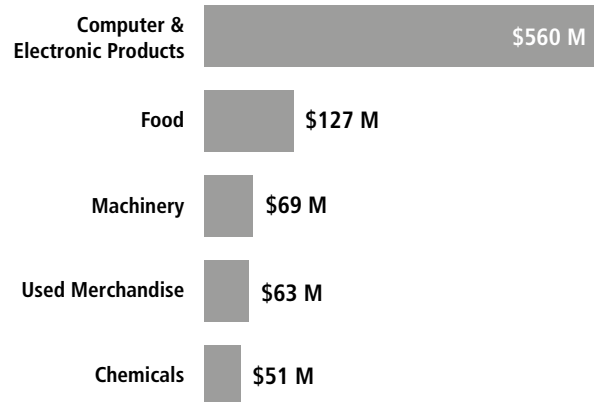
## Top Goods Exports by Industry from Florida to Switzerland, 2018

Total Florida Goods Exports to Switzerland \$1.1 B



## Top Goods Imports by Industry from Switzerland to Florida, 2018

Total Florida Goods Imports from Switzerland \$1.2 B

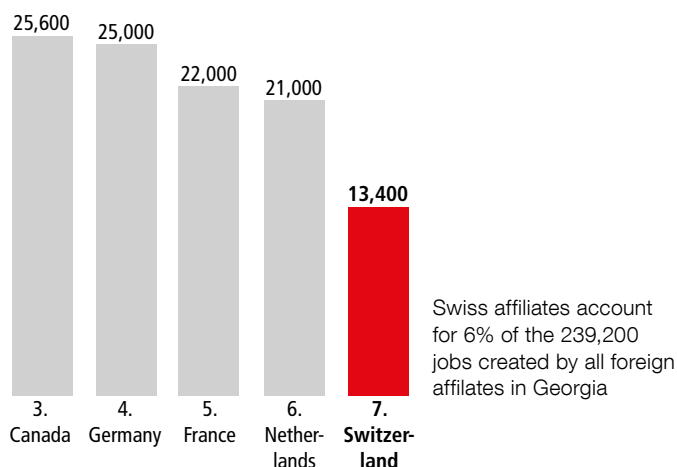


## Swiss Companies Located in Florida

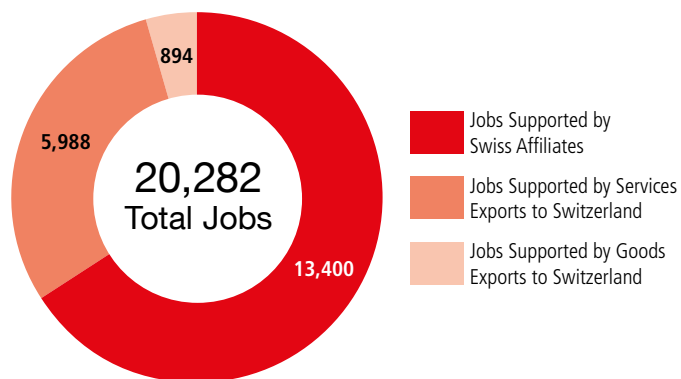
ABB	Chubb (ACE)	FRACHT FWO	INEOS	Management	Schindler	Temenos
Abnox	CISA LATAM	gategroup	IWC Schaffhausen	MSC	SGS	UBS
Adecco	Cotecna Inspection	getAbstract	Jaeger-LeCoultre	Nespresso	Signature Brands	Vacheron Constantin
Akris	Credit Suisse	Ghiradelli (Lindt & Sprüngli)	Jet Aviation	Nestlé	(Hero)	Victory Truck & Bus Company (Aleo)
Alevo	Davidoff	Givaudan	Keytrade	Novartis	Sulzer	Villiger
Allied T pro (Kuoni)	Dufry	Götti	Kuehne + Nagel	Panalpina	Swatch	VirtaMed
Allied World	EFG International	Hallmark Aviation	LafargeHolcim	Piaget	Swiss Connection	Weitnauer
Avalon Park	Egon Zehnder	Services	Lindt	Publicitas	Swiss Re	Zewa
Bally	Elite Simulation	Hoerbiger	Lonza	RUAG	Swissport	Zurich
Breitling	Solutions	Hublot	M-Industry	Russell Stover	Syngenta	
Bucher Emhart Glass	Ferring	Hygolet	Mora Wealth	Candies (Lindt)	TAG Heuer	
	Firmenich					

# SWISS ECONOMIC IMPACT GEORGIA

## Employment Supported by Foreign Affiliates, 2016

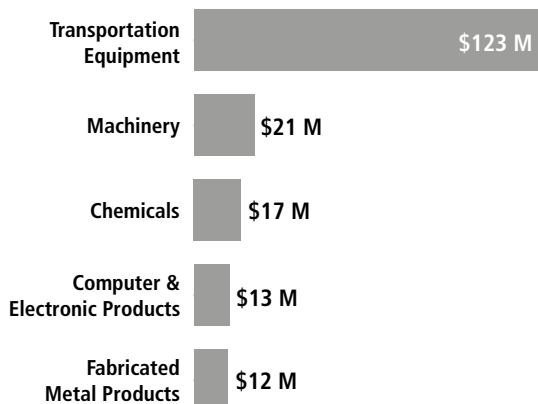


Georgia Residents of Swiss Descent 12,306



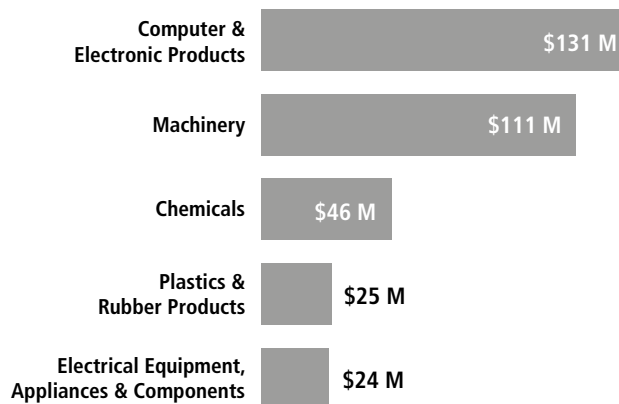
## Top Goods Exports by Industry from Georgia to Switzerland, 2018

Total Georgia Goods Exports to Switzerland \$228 M



## Top Goods Imports by Industry from Switzerland to Georgia, 2018

Total Georgia Goods Imports from Switzerland \$484 M

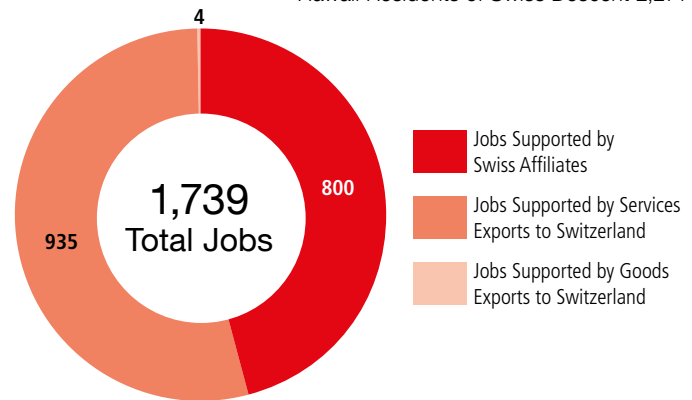
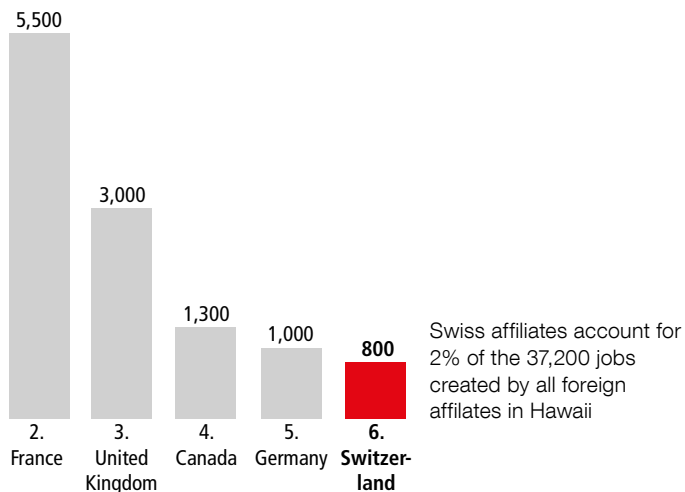


## Swiss Companies Located in Georgia

Abatek	Chubb (ACE)	Georg Fischer	Kuehne + Nagel	Optima Stantron	SITA	Swisstex
ABB	Clariant	Gezolan	LafargeHolcim	(Elma Electronic)	Solis Hotel	Syngenta
Adecco	Corvaglia	Ghiradelli (Lindt & Sprüngli)	Landis+Gyr	Panalpina	STMicroelectronics	UBS
Akris	Credit Suisse	Habasit	Leica Geosystems	Robatech	Stöcklin	Universal Alloy
Allied World	Dartfish	Hallmark Aviation	Nagra	Schindler	Suhner	Von Roll
Alrol	Dufry	Services	Nestlé	Schleuniger	Sulzer	Well Diamond
Arch Wood	Egon Zehnder	Hitachi Zosen Inova	Nikles	SFS intec	Swatch	Wire Saws
Protection (Lonza)	Fischer Connectors	Hublot	nolax	SGS	Swiss Re	Zurich
Bally	FRACHT FWO	Interroll	Novartis	SIGVARIS	Swissair	
Bibliotheca	gategroup		Oerlikon	Sika	Swissport	

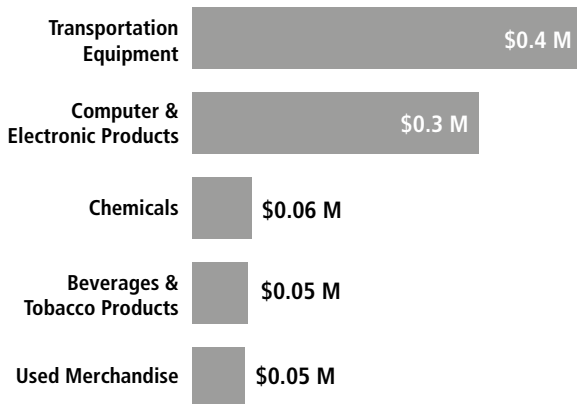
# SWISS ECONOMIC IMPACT HAWAII

## Employment Supported by Foreign Affiliates, 2016



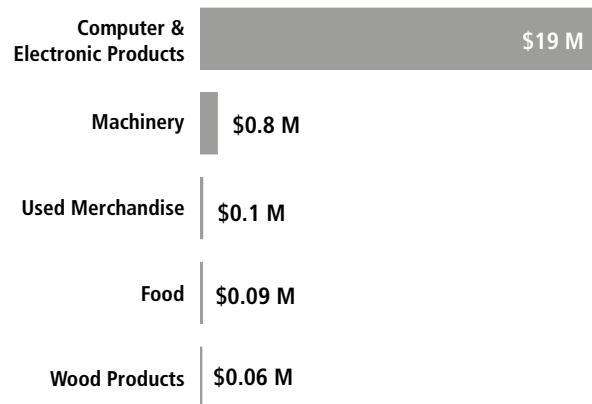
## Top Goods Exports by Industry from Hawaii to Switzerland, 2018

Total Hawaii Goods Exports to Switzerland \$1.4 M



## Top Goods Imports by Industry from Switzerland to Hawaii, 2018

Total Hawaii Goods Imports from Switzerland \$22 M

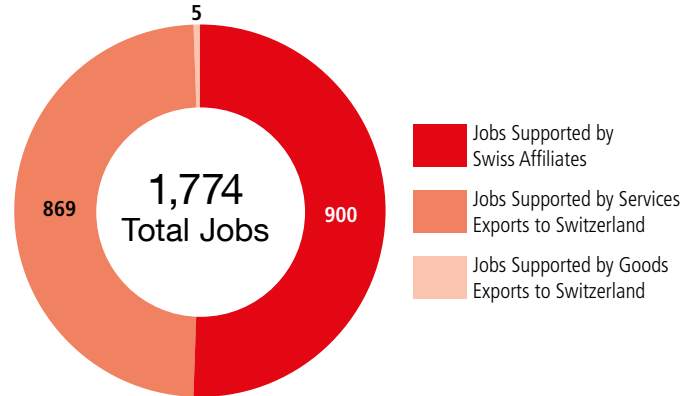
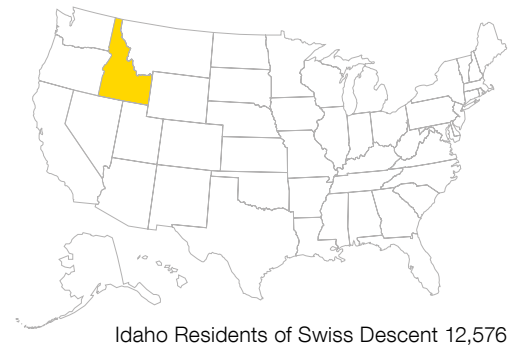
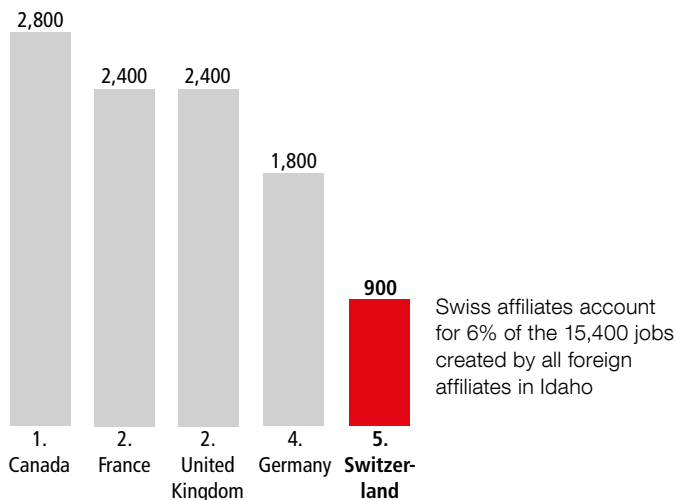


## Swiss Companies Located in Hawaii

Bally Chubb (ACE) group	Hallmark Aviation Services Jucker Hawaii	Nestlé Publicitas Schindler	Swatch Swissport UBS	Vacheron Constantin	Wahine Brand Zurich
-------------------------------	--	-----------------------------------	----------------------------	------------------------	------------------------


# SWISS ECONOMIC IMPACT IDAHO

## Employment Supported by Foreign Affiliates, 2016




## Top Goods Exports by Industry from Idaho to Switzerland, 2018

Total Idaho Goods Exports to Switzerland \$5.4 M



## Top Goods Imports by Industry from Switzerland to Idaho, 2018

Total Idaho Goods Imports from Switzerland \$4.5 M

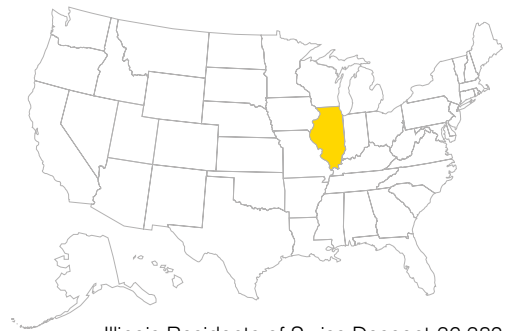
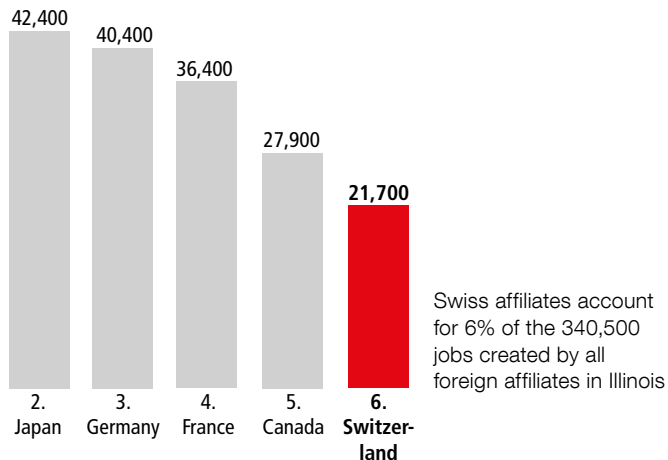


## Swiss Companies Located in Idaho

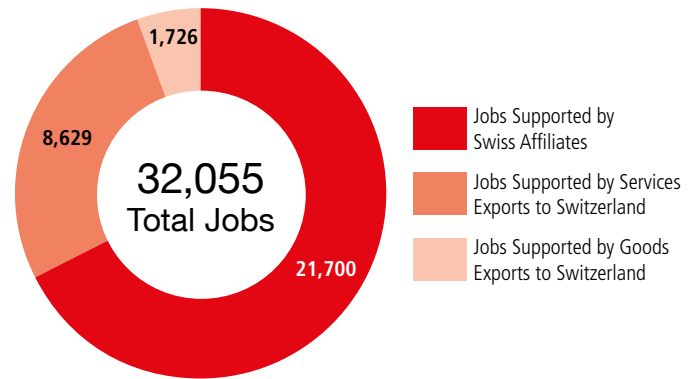
LafargeHolcim   Nestlé   Schindler   Swiss Re   Syngenta   UBS   Zurich

# SWISS ECONOMIC IMPACT ILLINOIS

## Employment Supported by Foreign Affiliates, 2016

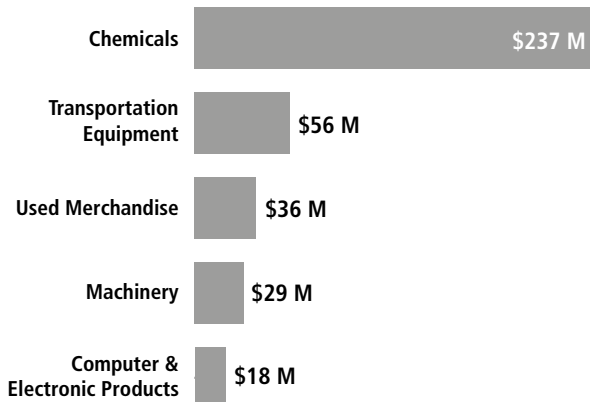


Illinois Residents of Swiss Descent 36,382



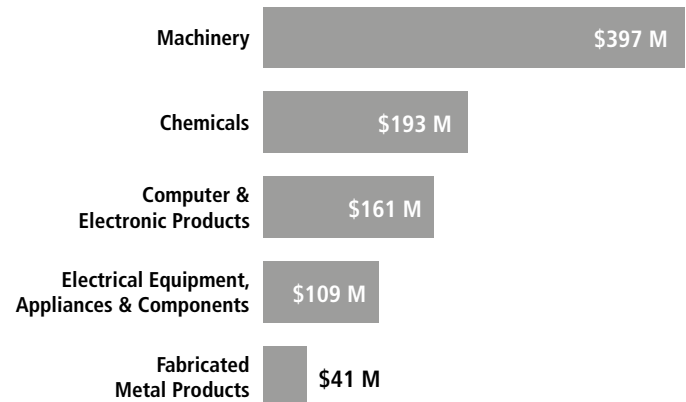
## Top Goods Exports by Industry from Illinois to Switzerland, 2018

Total Illinois Goods Exports to Switzerland \$420 M



## Top Goods Imports by Industry from Switzerland to Illinois, 2018

Total Illinois Goods Imports from Switzerland \$1.3 B



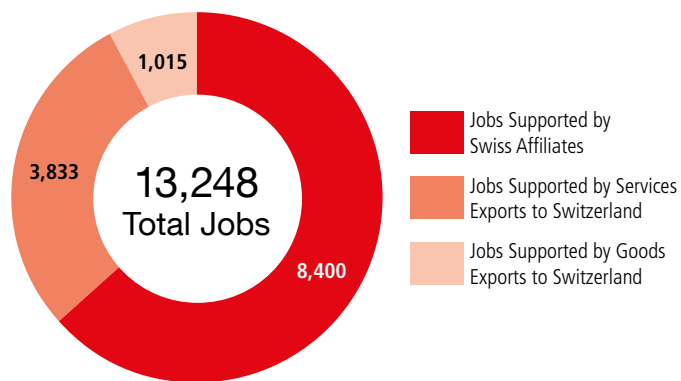
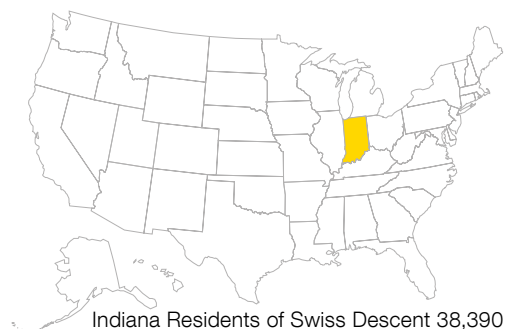
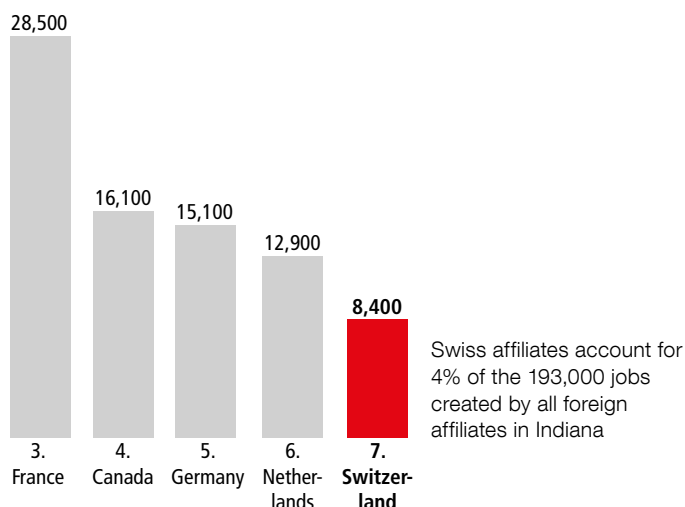
## Swiss Companies Located in Illinois

Accumation	Bircher	EROWA	J. Schneeberger	NUM	Schleuniger	Swiss International
Adecco	BONECO	Etel	Jet Aviation	Numerical Precision	Schmolz + Bickenbach	Air Lines
Ahlborn-Galanti	Bossard	Euromaier	Komax	Oerlikon	SGS	Swiss Post
Organs	Bouquet & Associates	EVAC International	Kuehne + Nagel	Panalpina	SICPA	Solutions
Allied World	Bystronic	Ewab	Kummer	Platit	Sika	Swiss Re
American Lamprecht	Carlo Gavazzi	FRACHT FWO	LafargeHolcim	Polydec	Simeno	Swissport
Transport	Chicago Faucets (Geberit)	gategroup	Leister Technologies	Quadrant	Sonova	Syngenta
Andrea Luehmann	Chubb (ACE)	Georg Fischer	Life Watch	RAHN	Stahli	TAG Heuer
Asendia	Clariant	Ghiradelli (Lindt & Sprüngli)	Lindt	Reishauer	STMicroelectronics	Teuscher
Avanti's Peoria	Credit Suisse	Givaudan	Medacta	Rollomatic	Strausak	Tornos Technologies
Avendia Publishing	Dufry	Hoerbiger	Medela	Russell Stover	Sulzer	UBS
Barry Callebaut	Egon Zehnder	Hotels of Switzerland	Micronas	Candies (Lindt)	SWAN Analytical	Vitra
Bea 2 B Services	elipsLife	INEOS	MSC	Rychiger	Swatch	Wandfluh
Bernina		Ionbond	Nespresso	Schindler		Ziemer
BIG KAISER			Nestlé	Schlatter		Zurich




# SWISS ECONOMIC IMPACT INDIANA

## Employment Supported by Foreign Affiliates, 2016




## Top Goods Exports by Industry from Indiana to Switzerland, 2018

Total Indiana Goods Exports to Switzerland \$133 M



## Top Goods Imports by Industry from Switzerland to Indiana, 2018

Total Indiana Goods Imports from Switzerland \$1.6 B

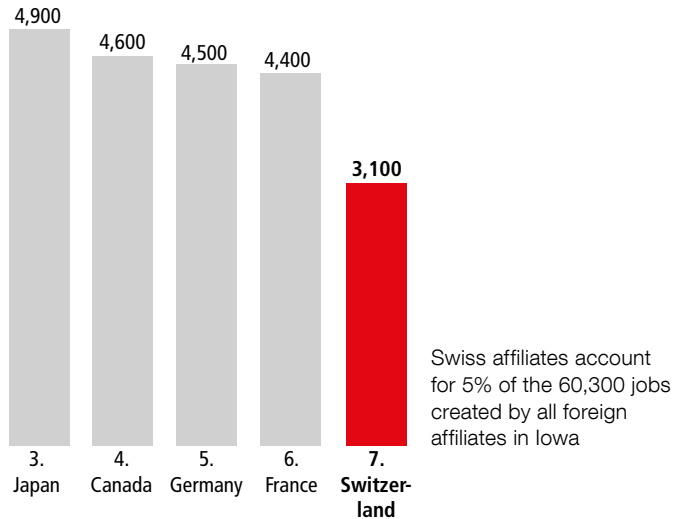


## Swiss Companies Located in Indiana

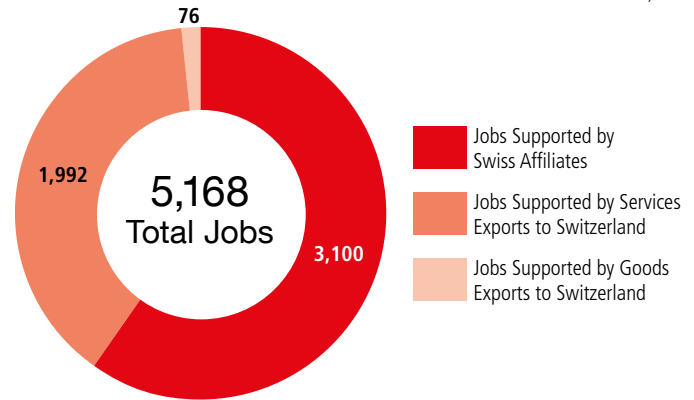
Arch Wood Protection (Lonza)	Comlux	Hoffmann-La Roche	Landis+Gyr	Oerlikon	Schindler	UBS
Autoneum	Endress+Hauser	ILAG	Lindt	Quadrant	Swatch	Weidmann
Chubb (ACE)	gategroup	Kuehne + Nagel	Mercuria	record (agta record)	Swiss Re	Zurich
	Georg Utz	LafargeHolcim	Nestlé	REGO-FIX	Syngenta	

# SWISS ECONOMIC IMPACT IOWA

## Employment Supported by Foreign Affiliates, 2016

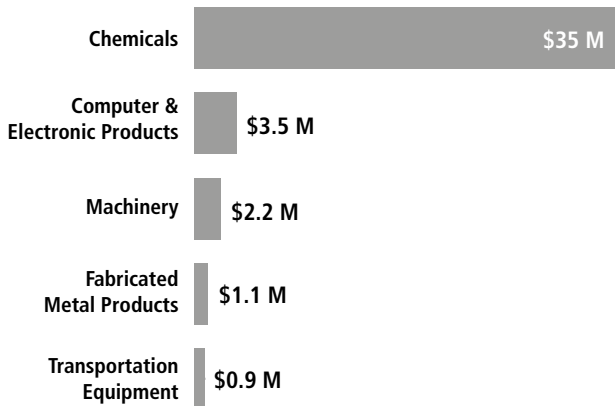


Iowa Residents of Swiss Descent 13,977



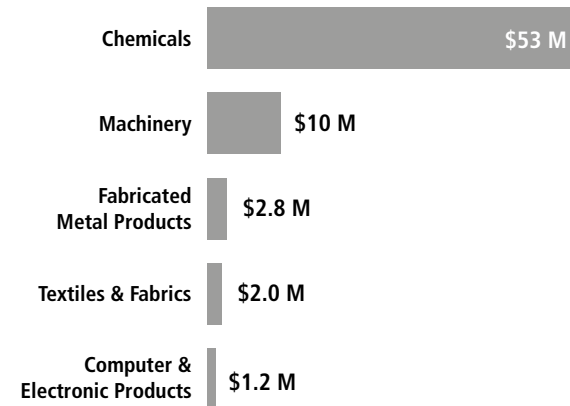
## Top Goods Exports by Industry from Iowa to Switzerland, 2018

Total Iowa Goods Exports to Switzerland \$46 M



## Top Goods Imports by Industry from Switzerland to Iowa, 2018

Total Iowa Goods Imports from Switzerland \$73 M



## Swiss Companies Located in Iowa

Bossard  
Chubb (ACE)

Comet  
LafargeHolcim

Nestlé  
record (agta record)

Schindler  
SFS intec

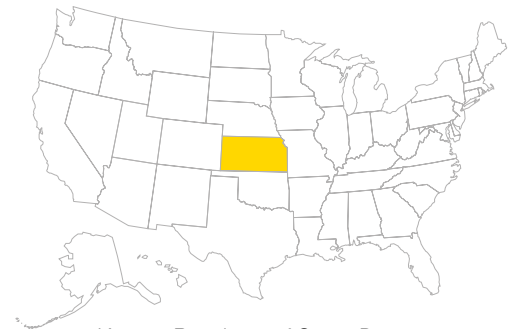
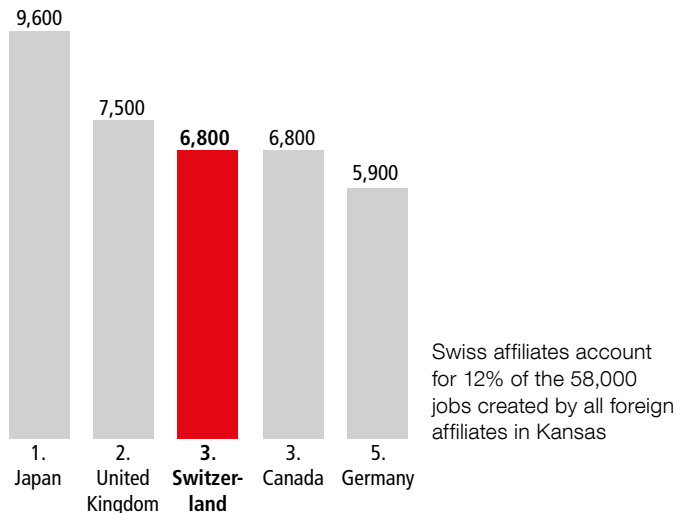
Swiss Re  
Swissport

Syngenta  
UBS

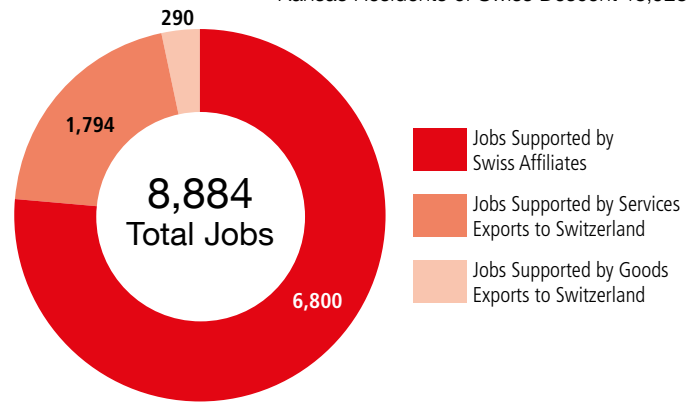
Zurich

# SWISS ECONOMIC IMPACT KANSAS

## Employment Supported by Foreign Affiliates, 2016

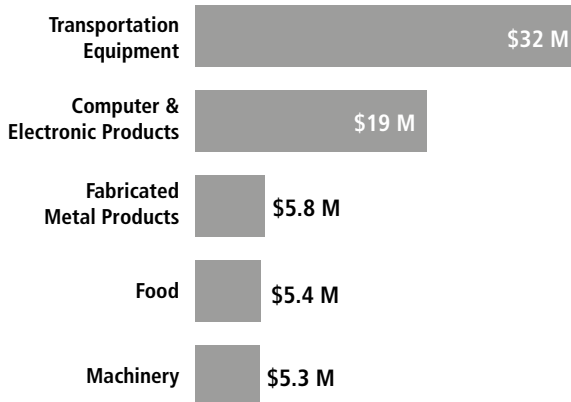


Kansas Residents of Swiss Descent 13,923




## Top Goods Exports by Industry from Kansas to Switzerland, 2018

Total Kansas Goods Exports to Switzerland \$79 M



## Top Goods Imports by Industry from Switzerland to Kansas, 2018

Total Kansas Goods Imports from Switzerland \$44 M



## Swiss Companies Located in Kansas

Chubb (ACE)  
Hoerbiger  
INFICON

Kuehne + Nagel  
Kuhn Group  
LafargeHolcim

Limestone Farms  
Nestlé

Russell Stover  
Candies (Lindt)  
Schindler

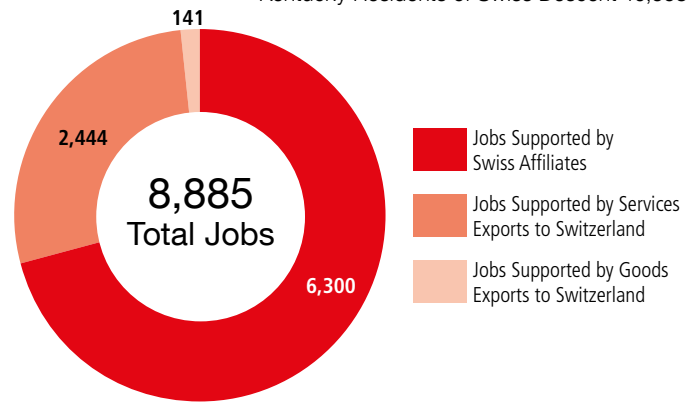
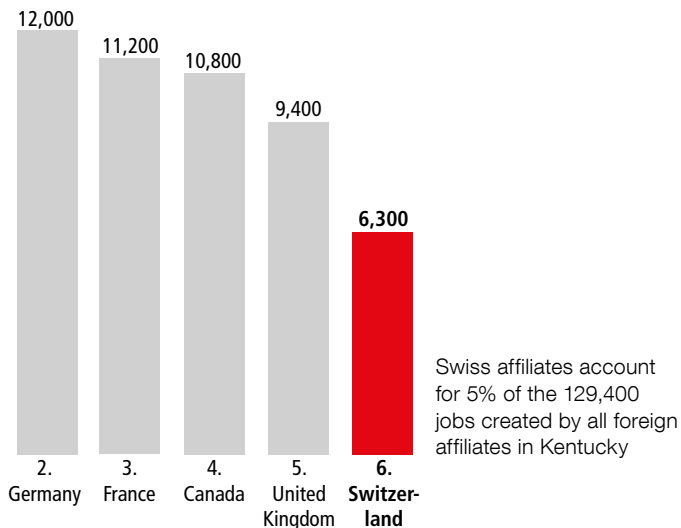
SGS  
Swiss Re

Swissport  
Syngenta

UBS  
Zurich

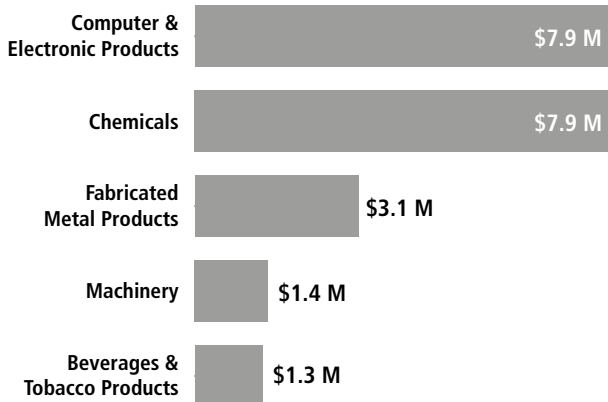
# SWISS ECONOMIC IMPACT KENTUCKY

## Employment Supported by Foreign Affiliates, 2016



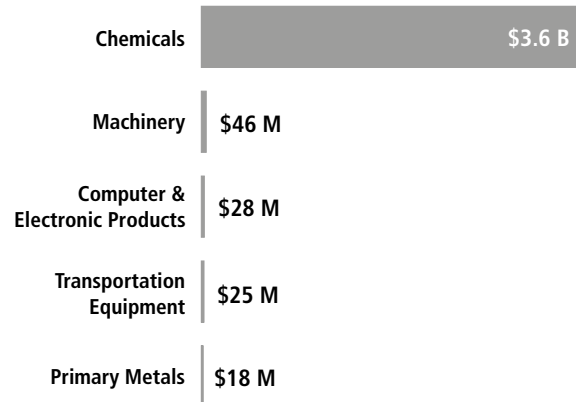
## Top Goods Exports by Industry from Kentucky to Switzerland, 2018

Total Kentucky Goods Exports to Switzerland \$25 M



## Top Goods Imports by Industry from Switzerland to Kentucky, 2018

Total Kentucky Goods Imports from Switzerland \$6.6 B

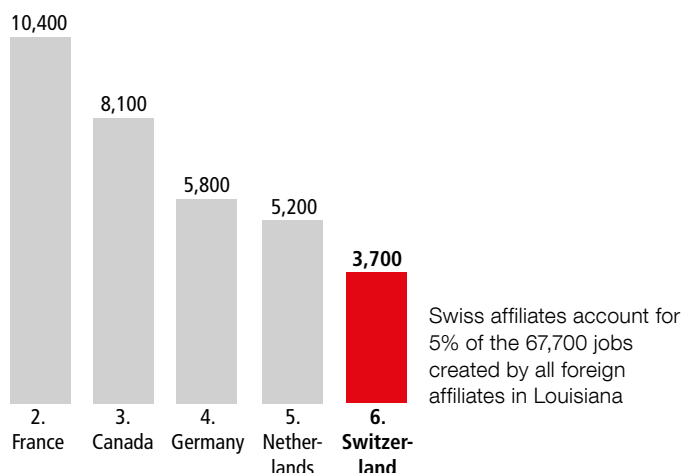


## Swiss Companies Located in Kentucky

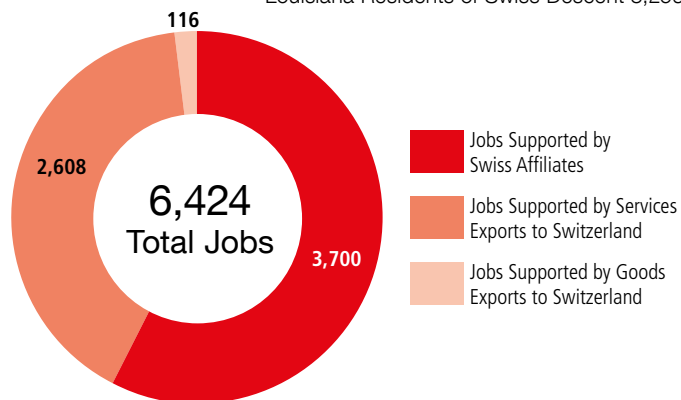
3A Composites (Schweiter)	Evolve gategroup	Givaudan	Lazar Anode Technologies	Netstal Machinery	SGS	UBS
Chubb (ACE)	Ghiradelli (Lindt & Sprüngli)	Kuehne + Nagel	Nestlé	Omya	Starrag-Heckert	Zeochem
Clariant		LafargeHolcim		Panalpina	Syngenta	Zurich
Dufry						

# SWISS ECONOMIC IMPACT LOUISIANA

## Employment Supported by Foreign Affiliates, 2016

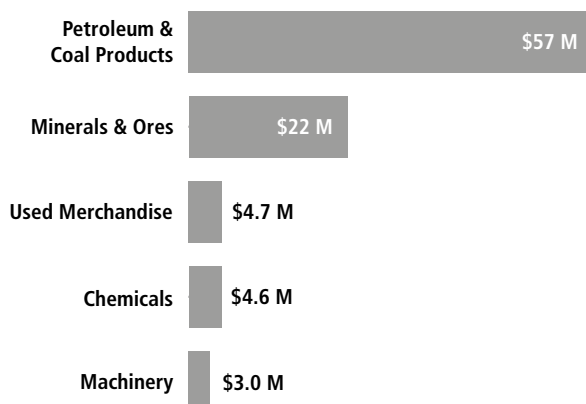


Louisiana Residents of Swiss Descent 3,256



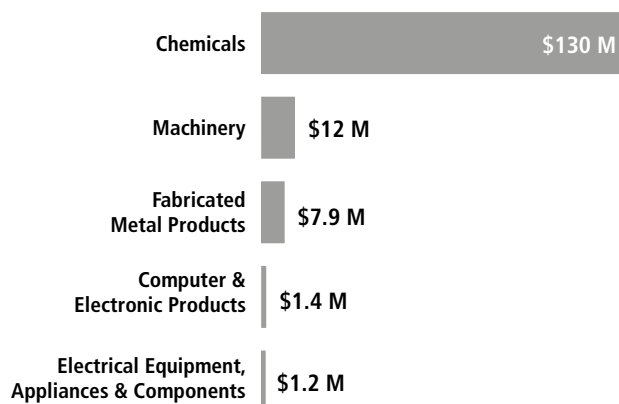
## Top Goods Exports by Industry from Louisiana to Switzerland, 2018

Total Louisiana Goods Exports to Switzerland \$94 M



## Top Goods Imports by Industry from Switzerland to Louisiana, 2018

Total Louisiana Goods Imports from Switzerland \$155 M

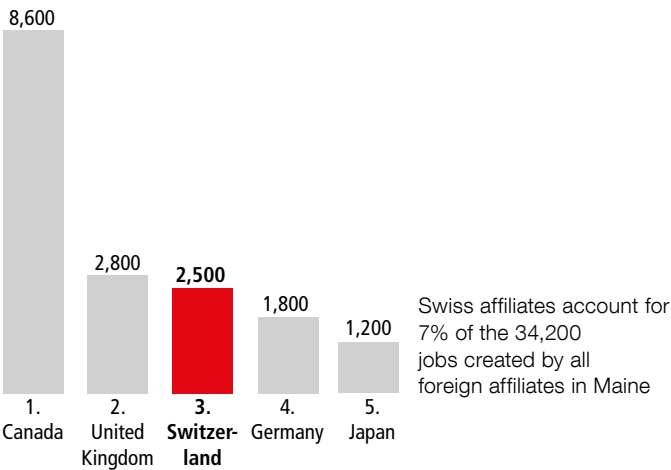


## Swiss Companies Located in Louisiana

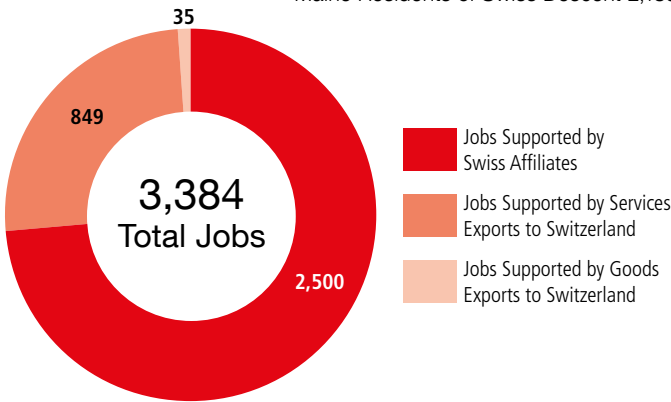
Adecco	Franke	INEOS	MSC	SGS	Transocean	Vitol
Chubb (ACE)	gategroup	LafargeHolcim	Nestlé	Sulzer	UBS	Weatherford
Clariant	GESIPA Fasteners	Lindt	Panalpina	Swissport	Viking Cruises	Zurich
Dufry	Hoerbiger	Lonza	Schindler	Syngenta		

# SWISS ECONOMIC IMPACT MAINE

## Employment Supported by Foreign Affiliates, 2016




Maine Residents of Swiss Descent 2,189



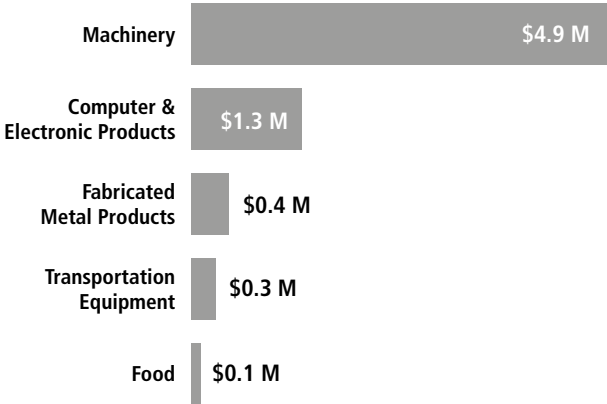
## Top Goods Exports by Industry from Maine to Switzerland, 2018

Total Maine Goods Exports to Switzerland \$6.7 M



## Top Goods Imports by Industry from Switzerland to Maine, 2018

Total Maine Goods Imports from Switzerland \$15 M

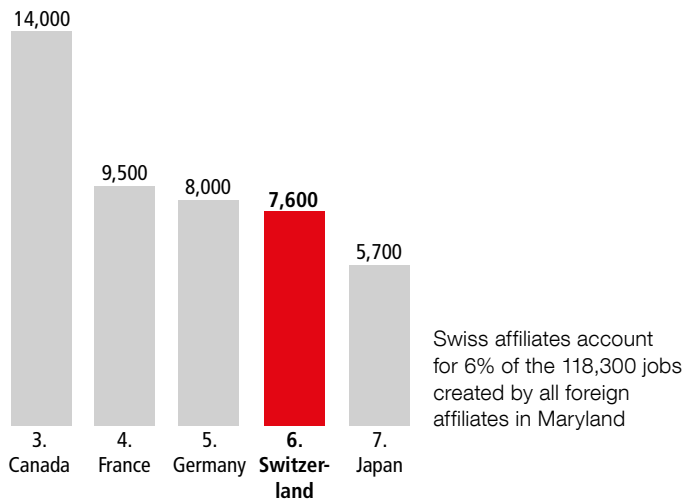


## Swiss Companies Located in Maine

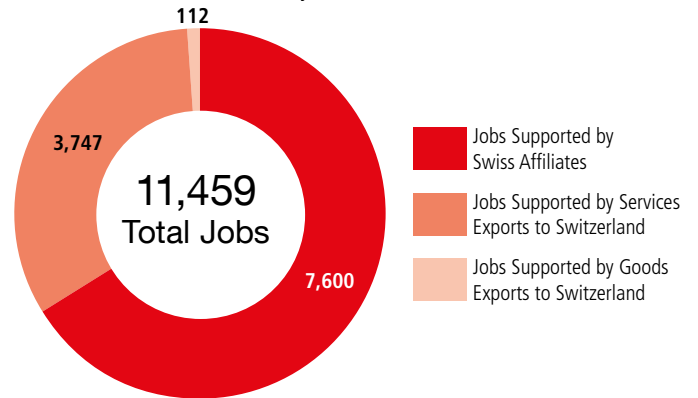
Chubb (ACE)    Kardex    Lindt    Nestlé    Syngenta    UBS    Zurich  
Clariant

# SWISS ECONOMIC IMPACT MARYLAND

## Employment Supported by Foreign Affiliates, 2016

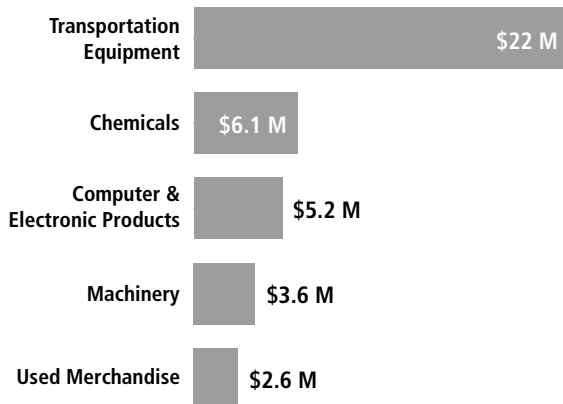


Maryland Residents of Swiss Descent 13,142



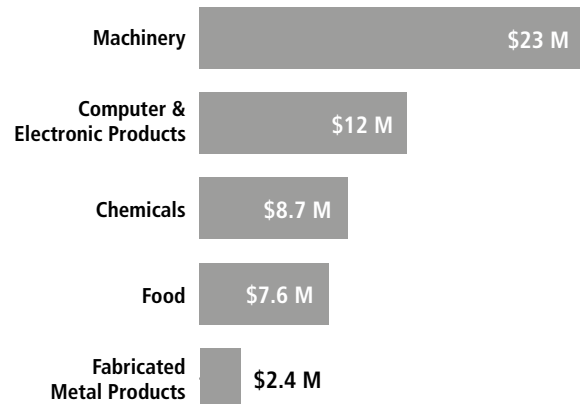
## Top Goods Exports by Industry from Maryland to Switzerland, 2018

Total Maryland Goods Exports to Switzerland \$48 M



## Top Goods Imports by Industry from Switzerland to Maryland, 2018

Total Maryland Goods Imports from Switzerland \$66 M

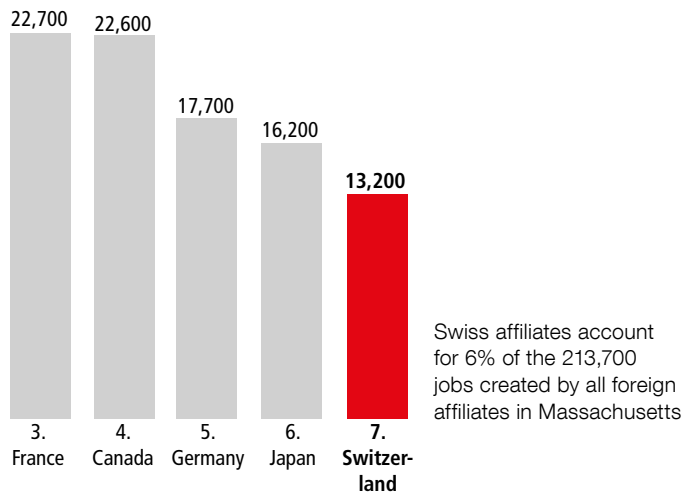


## Swiss Companies Located in Maryland

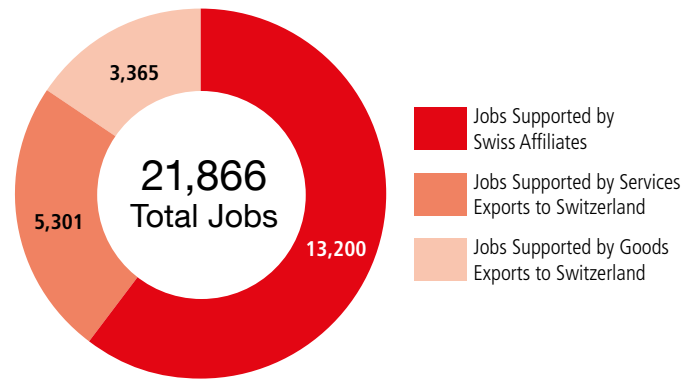
Albert Uster Imports	DK Contractors	Kuehne + Nagel	MSC	Phoenix Mecano	UBS	WorldAware
Biodenta	Dufry	LafargeHolcim	Nespresso	Schindler	World Duty Free (Dufry)	Zurich
Chubb (ACE)	Ferrum	Lindt	Nestlé	SGS		
Credit Suisse	Hoffmann-La Roche	Lonza	Novartis	Syngenta		

# SWISS ECONOMIC IMPACT MASSACHUSETTS

## Employment Supported by Foreign Affiliates, 2016

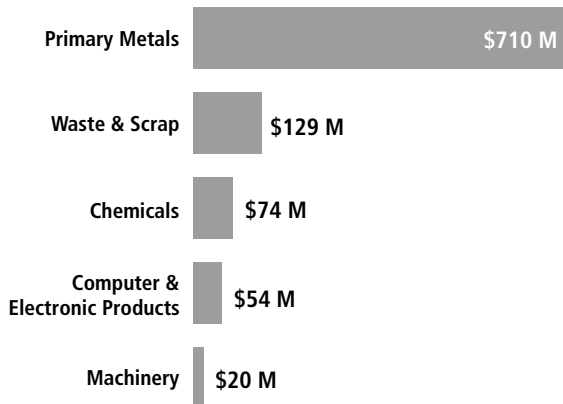


Massachusetts Residents of Swiss Descent 10,982




## Top Goods Exports by Industry from Massachusetts to Switzerland, 2018

Total Massachusetts Goods Exports to Switzerland \$1.2 B



## Top Goods Imports by Industry from Switzerland to Massachusetts, 2018

Total Massachusetts Goods Imports from Switzerland \$1.0 B



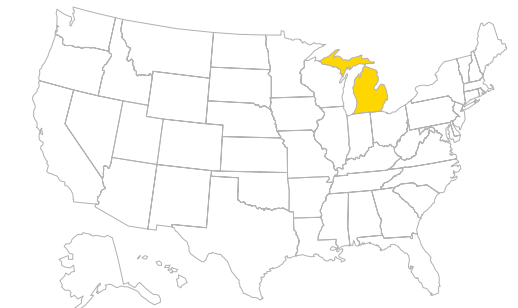
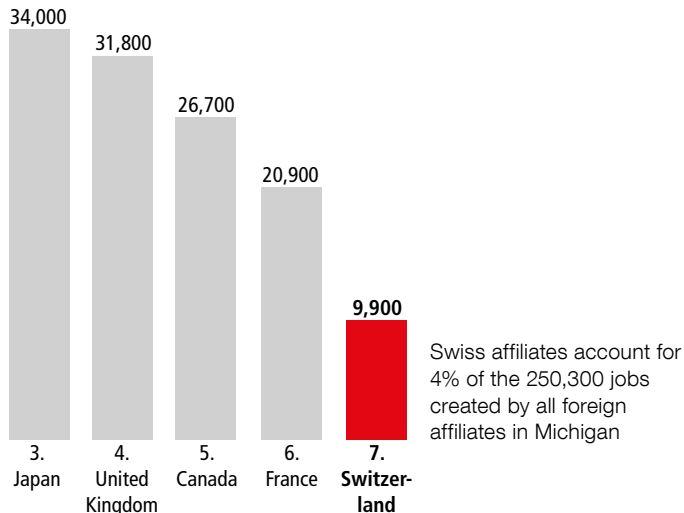
## Swiss Companies Located in Massachusetts

A-Connect	Dufry	Hoerbiger	Lindt	Panalpina	SOTAX	Syngenta
Akris	Egon Zehnder	Hoffmann-La Roche	Maxon Precision	Runtal (Zehnder)	Spirig Advanced	TELSonic
Allied World	FRACHT FWO	INEOS	Motors	Schindler	Technologies	Teuscher
Analytik Jena	Franke	Infranor	Metalor	Schneeberger	STMicroelectronics	Tradition
(Endress+Hauser)	gategroup	Jet Aviation	MSC	Schoeller Textil	Straumann	UBS
Bucher + Suter	Georg Fischer	Jungbunzlauer	Nespresso	Sika	Sustainserv	Weidmann
Chubb (ACE)	Ghirardelli (Lindt)	Kuehne + Nagel	Nestlé	SITA	Swatch	Zurich
Clariant	Helbling	LafargeHolcim	Novartis	SIX Financial	Swiss Re	
Credit Suisse	Hocoma	Leica Geosystems	Oerlikon	Information	Swissport	
Diamond						

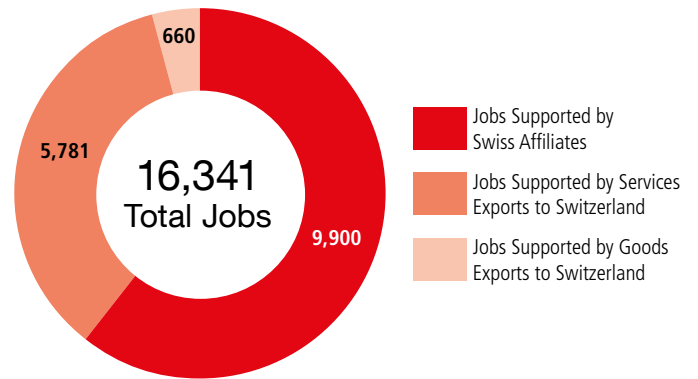


# SWISS ECONOMIC IMPACT MICHIGAN

## Employment Supported by Foreign Affiliates, 2016




Michigan Residents of Swiss Descent 23,460




## Top Goods Exports by Industry from Michigan to Switzerland, 2018

Total Michigan Goods Exports to Switzerland \$274 M



## Top Goods Imports by Industry from Switzerland to Michigan, 2018

Total Michigan Goods Imports from Switzerland \$281 M

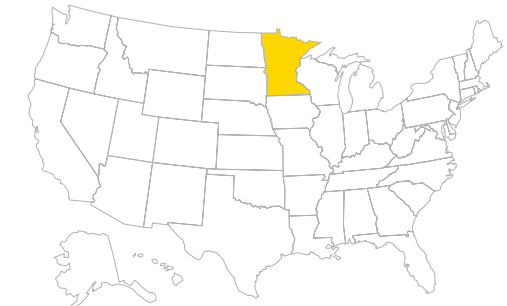
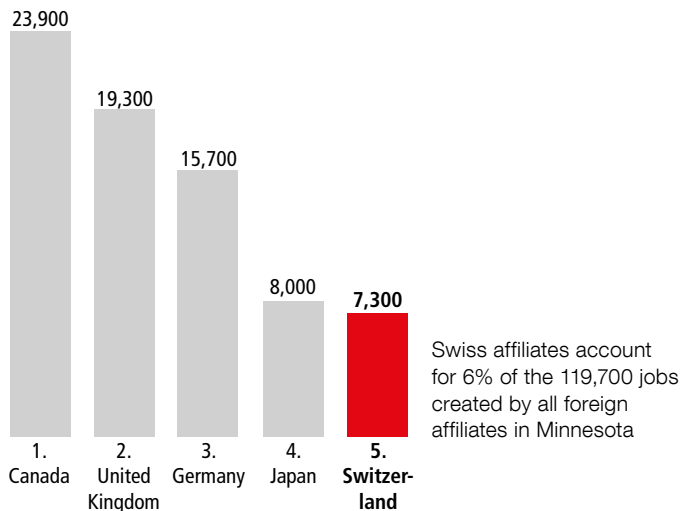


## Swiss Companies Located in Michigan

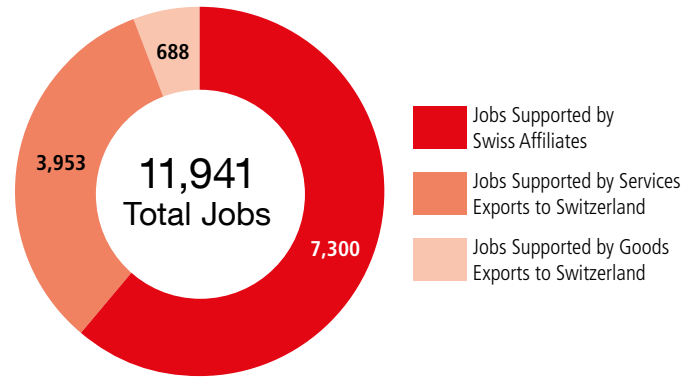
ABB	Chubb (ACE)	Güdel	Liebherr	Panalpina	Schmolz + Bickenbach	Swiss Re
Adecco	Clariant	Ionbond	Lindt	Pibomulti	SGS	Swissport
APAG	Condair	Kaba	Luxoft	Quadrant	Sika	Syngenta
Asendia	Dufry	Kaiser Optical Systems	Metalor	record (agta record)	Sonceboz	TELSonic
AutoForm Engineering	Eco Physiks	(Endress+Hauser)	Micronas	Regloplas	Stäubli	Tool-Temp
Autoneum	EMS-EFTEC	Kistler	Nestlé	Rehau	STMicroelectronics	UBS
Bartschi-Fobro	European Technology Center	Kuehne + Nagel	Oerlikon	Russell Stover	Sulzer	Zurich
Bucher Hydraulics	Ewab	LafargeHolcim	Oetiker	Candies (Lindt)		
Bühler	gategroup	LEM	Omya	Schindler		

# SWISS ECONOMIC IMPACT MINNESOTA

## Employment Supported by Foreign Affiliates, 2016

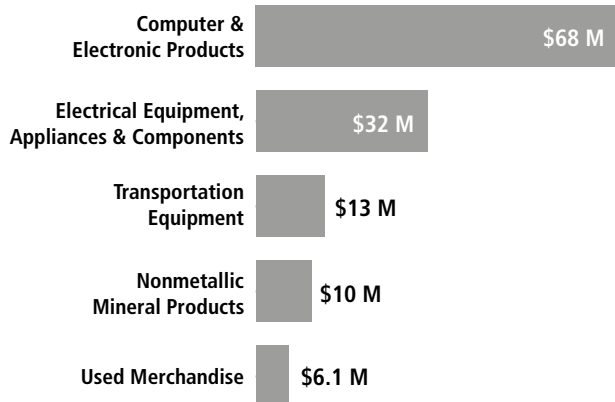


Minnesota Residents of Swiss Descent 20,531



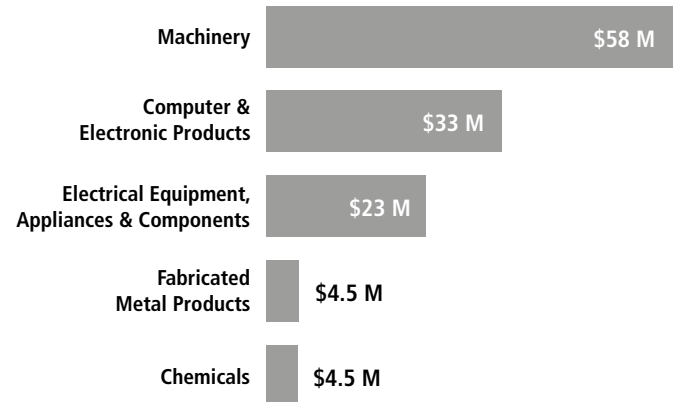
## Top Goods Exports by Industry from Minnesota to Switzerland, 2018

Total Minnesota Goods Exports to Switzerland \$181 M



## Top Goods Imports by Industry from Switzerland to Minnesota, 2018

Total Minnesota Goods Imports from Switzerland \$154 M

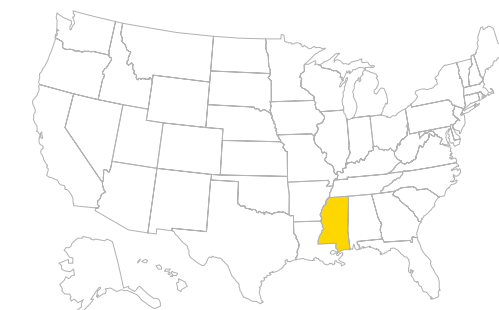
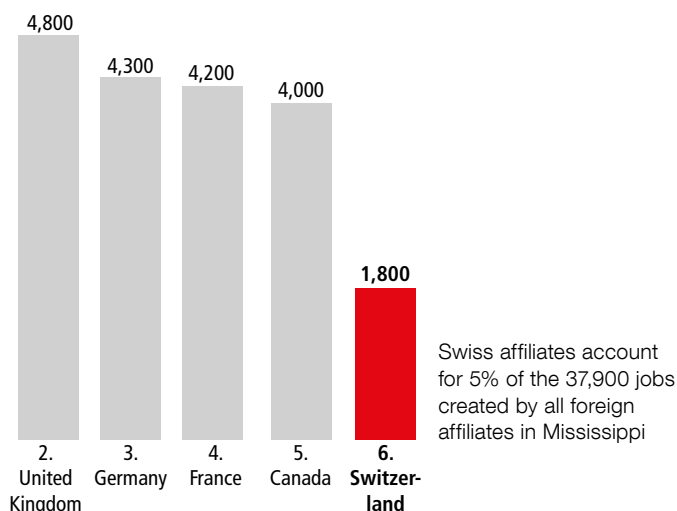


## Swiss Companies Located in Minnesota

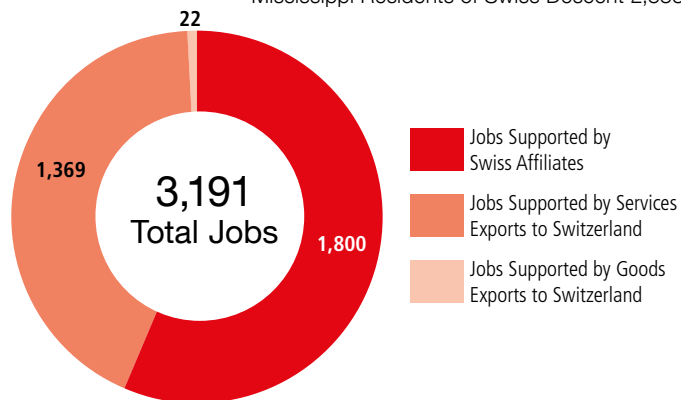
Adecco	Firmenich	Katadyn	Lonza	Russell Stover	Sonova	Trikora
Bühler	FRAISA	Kuehne + Nagel	Nagra	Candies (Lindt)	Swatch	UBS
CEDES	Givaudan	LafargeHolcim	Nespresso	Schindler	Swissport	Zurich
Chubb (ACE)	Hoegger Food Technology	Landis+Gyr	Nestlé	Schmolz + Bickenbach	Syngenta	
Clariant		Lindt	Panalpina			
Dufry	Ionbond					

# SWISS ECONOMIC IMPACT ON MISSISSIPPI

## Employment Supported by Foreign Affiliates, 2016

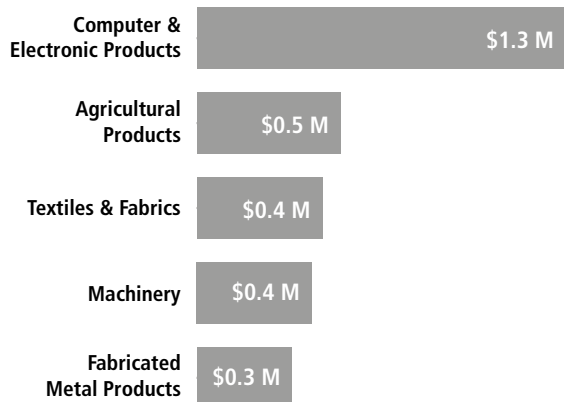


Mississippi Residents of Swiss Descent 2,333




## Top Goods Exports by Industry from Mississippi to Switzerland, 2018

Total Mississippi Goods Exports to Switzerland \$4.8 M



## Top Goods Imports by Industry from Switzerland to Mississippi, 2018

Total Mississippi Goods Imports from Switzerland \$135 M

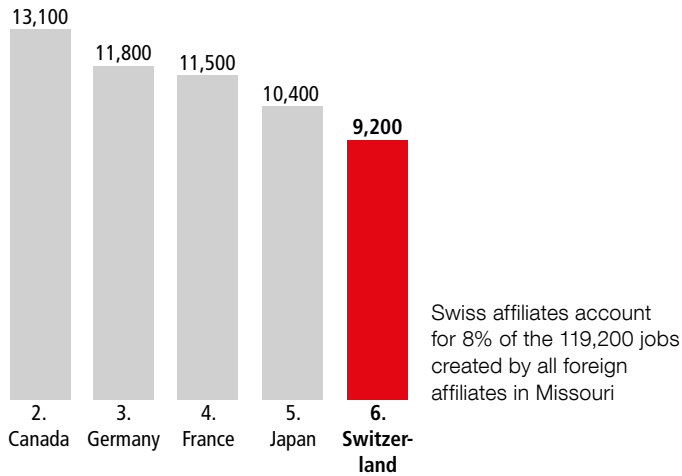


## Swiss Companies Located in Mississippi

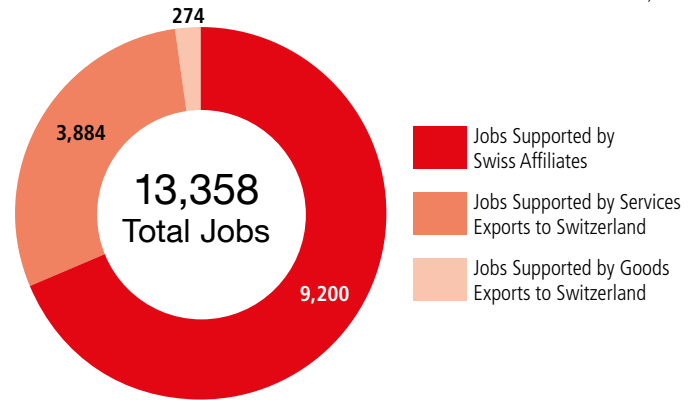
ABB      Kuehne + Nagel      Nestlé      Schindler      UBS      Wey Valve (Sistag)      Zurich  
 Dufry      LafargeHolcim      Phoenix Mecano      Syngenta

# SWISS ECONOMIC IMPACT MISSOURI

## Employment Supported by Foreign Affiliates, 2016

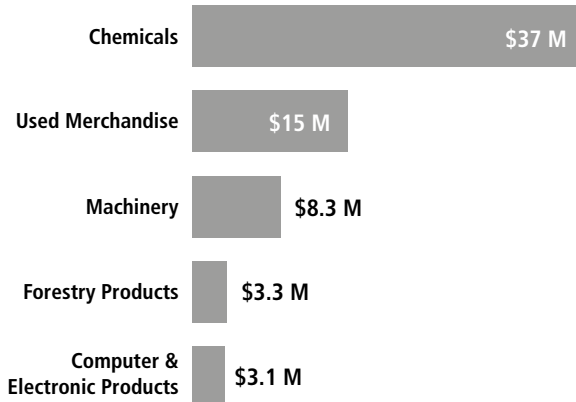


Missouri Residents of Swiss Descent 24,327



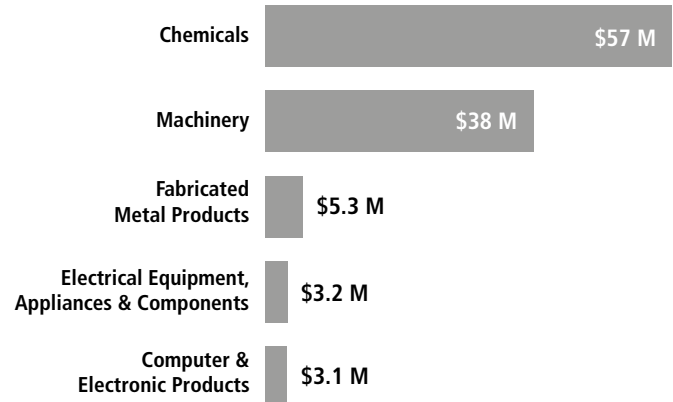
## Top Goods Exports by Industry from Missouri to Switzerland, 2018

Total Missouri Goods Exports to Switzerland \$76 M



## Top Goods Imports by Industry from Switzerland to Missouri, 2018

Total Missouri Goods Imports from Switzerland \$130 M

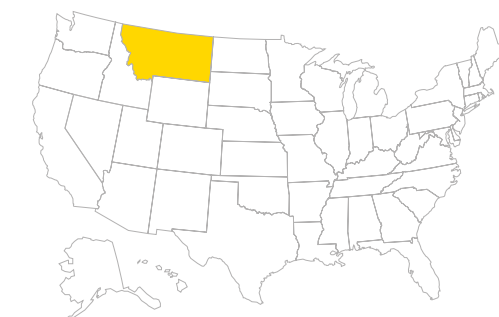
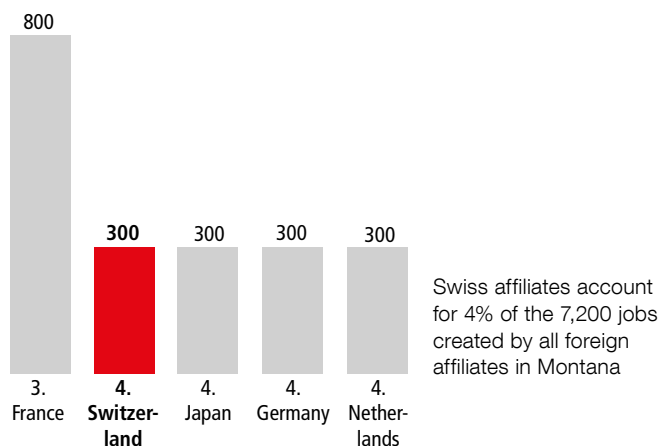


## Swiss Companies Located in Missouri

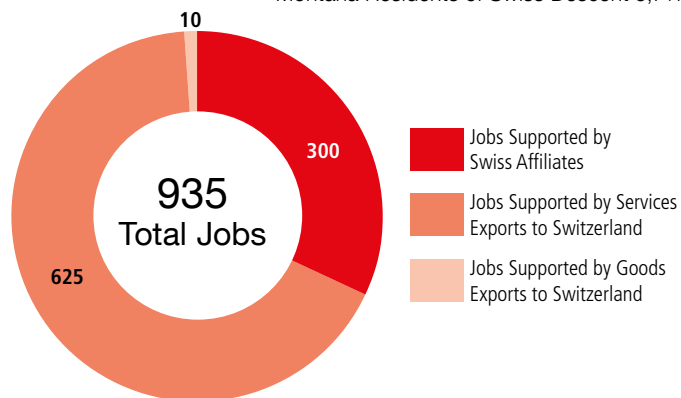
ABB	Dufry	Kuehne + Nagel	Russell Stover	Sika	VC999 Packaging	Zurich
Bucher Emhart	Firmenich	LafargeHolcim	Candies (Lindt)	Swissport	Systems	
Glass	gategroup	Nestlé	Schindler	Syngenta	(Inauen Group)	
Chubb (ACE)	Hallmark Aviation Services	Panalpina	Sefar	UBS		

# SWISS ECONOMIC IMPACT MONTANA

## Employment Supported by Foreign Affiliates, 2016

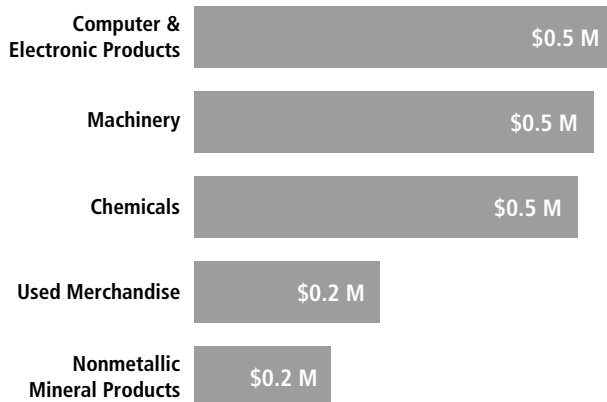


Montana Residents of Swiss Descent 5,741




## Top Goods Exports by Industry from Montana to Switzerland, 2018

Total Montana Goods Exports to Switzerland \$3.2 M



## Top Goods Imports by Industry from Switzerland to Montana, 2018

Total Montana Goods Imports from Switzerland \$3.7 M

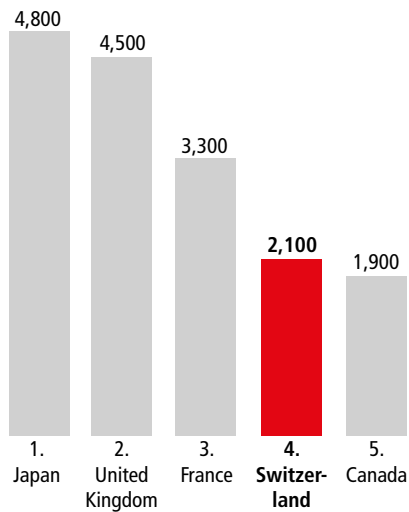


## Swiss Companies Located in Montana

Chubb (ACE)    Oerlikon    SGS    Syngenta    UBS    Zurich

# SWISS ECONOMIC IMPACT NEBRASKA

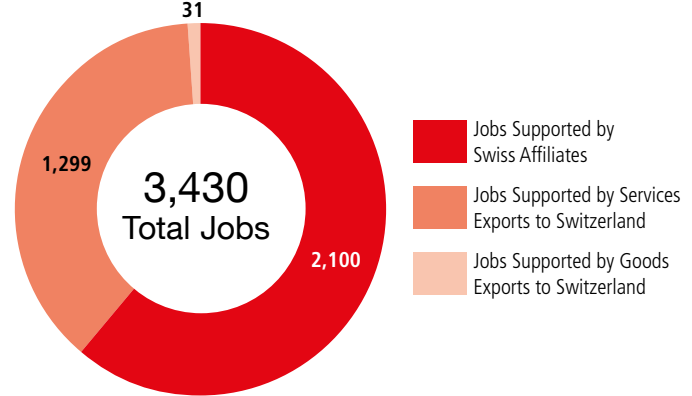
## Employment Supported by Foreign Affiliates, 2016



Swiss affiliates account for 7% of the 32,100 jobs created by all foreign affiliates in Nebraska

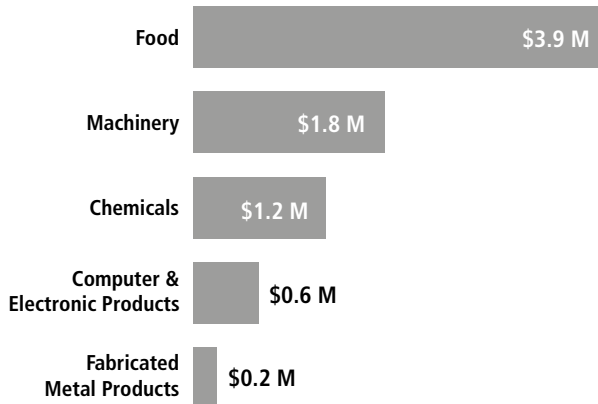


Nebraska Residents of Swiss Descent 7,788



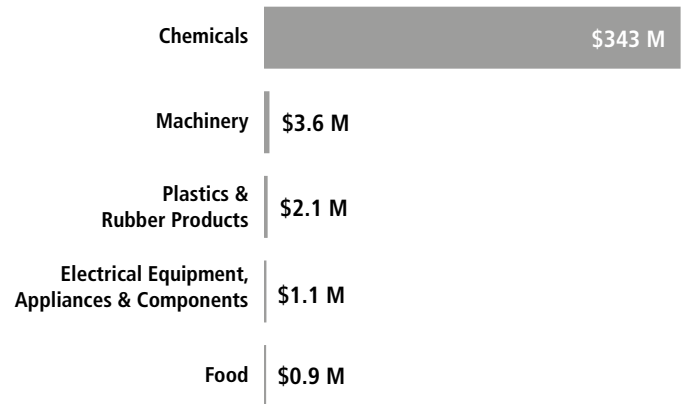
## Top Goods Exports by Industry from Nebraska to Switzerland, 2018

Total Nebraska Goods Exports to Switzerland \$9.2 M



## Top Goods Imports by Industry from Switzerland to Nebraska, 2018

Total Nebraska Goods Imports from Switzerland \$358 M

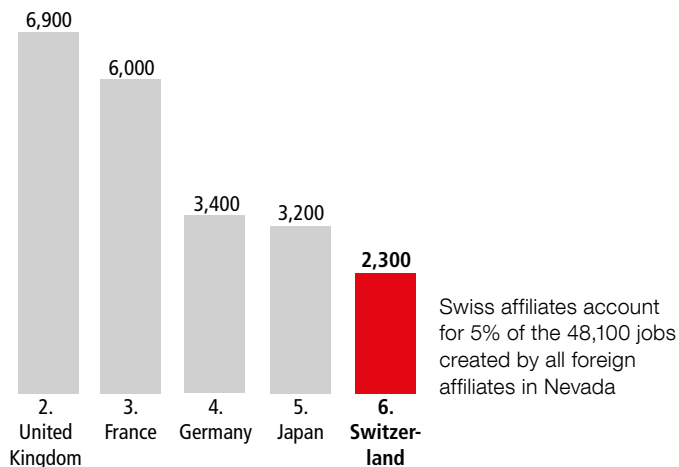


## Swiss Companies Located in Nebraska

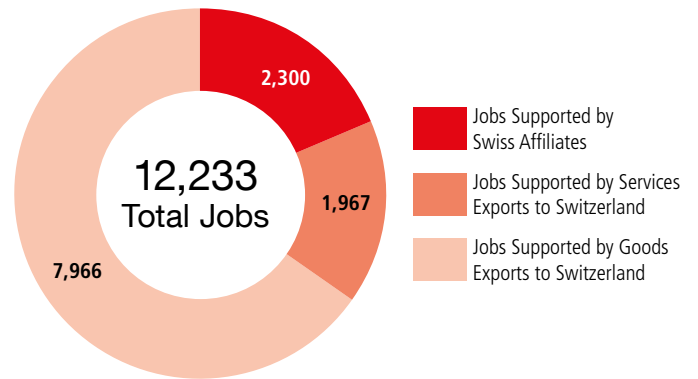
Chubb (ACE)	Hallmark Aviation	Lindt	Russell Stover	Schindler	Swissport	UBS
Dufry	Services	Nestlé	Candies (Lindt)	SGS	Syngenta	Zurich
Evolve	LafargeHolcim					

# SWISS ECONOMIC IMPACT NEVADA

## Employment Supported by Foreign Affiliates, 2016




Nevada Residents of Swiss Descent 8,040



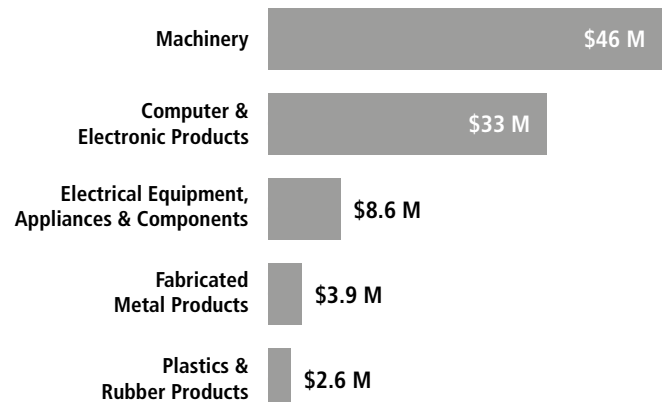
## Top Goods Exports by Industry from Nevada to Switzerland, 2018

Total Nevada Goods Exports to Switzerland \$3.4 B



## Top Goods Imports by Industry from Switzerland to Nevada, 2018

Total Nevada Goods Imports from Switzerland \$129 M

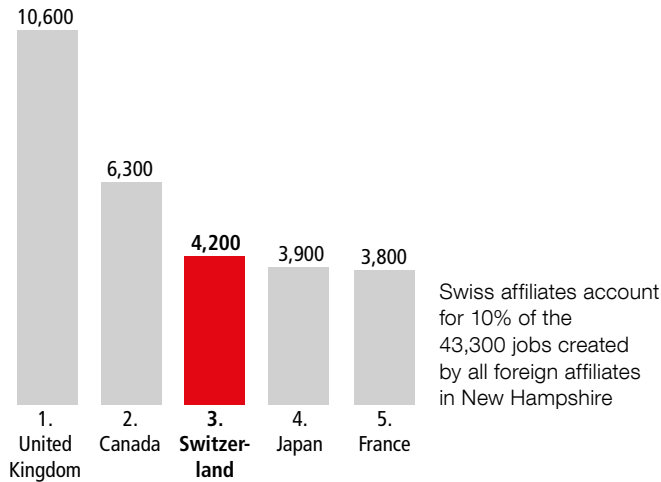


## Swiss Companies Located in Nevada

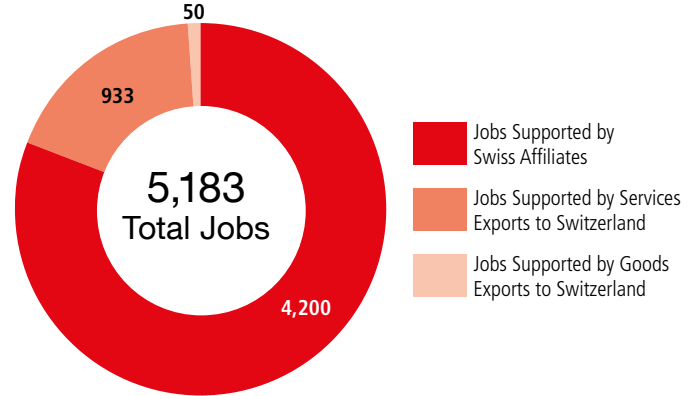
Allied T pro (Kuoni)	Chubb (ACE)	Hublot	IWC Schaffhausen	Nagra	SGS	Thermoplan
ARYZTA	Dufry	Innovative Sensor	Jaeger-LeCoultre	Nestlé	Swatch	UBS
Bally	gategroup	Technology	Kuehne + Nagel	Piaget	Swissport	Vacheron Constantin
Belimo	Ghirardelli (Lindt)	(Endress+Hauser)	LafargeHolcim	Schindler	TAG Heuer	Zurich
Breitling	Haag-Streit					

# SWISS ECONOMIC IMPACT NEW HAMPSHIRE

## Employment Supported by Foreign Affiliates, 2016

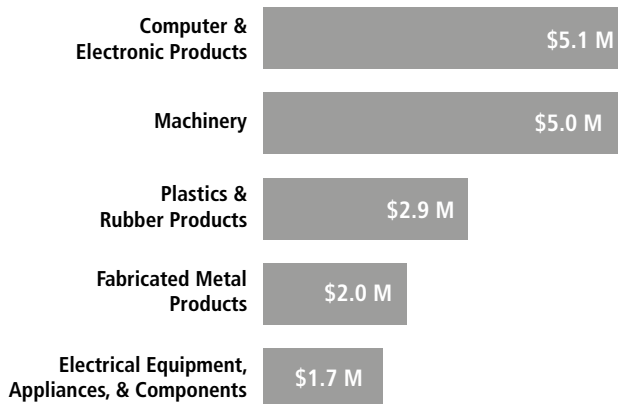


New Hampshire Residents of Swiss Descent 2,651



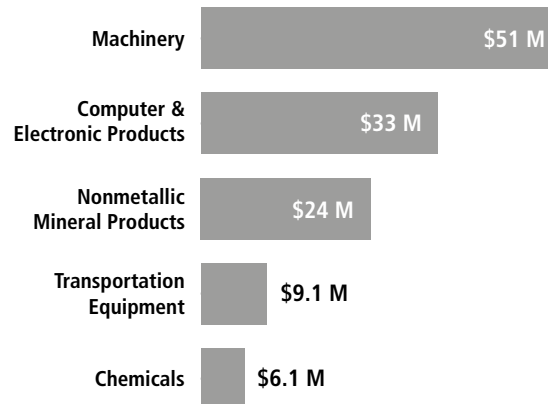
## Top Goods Exports by Industry from New Hampshire to Switzerland, 2018

Total New Hampshire Goods Exports to Switzerland \$21 M



## Top Goods Imports by Industry from Switzerland to New Hampshire, 2018

Total New Hampshire Goods Imports from Switzerland \$139 M



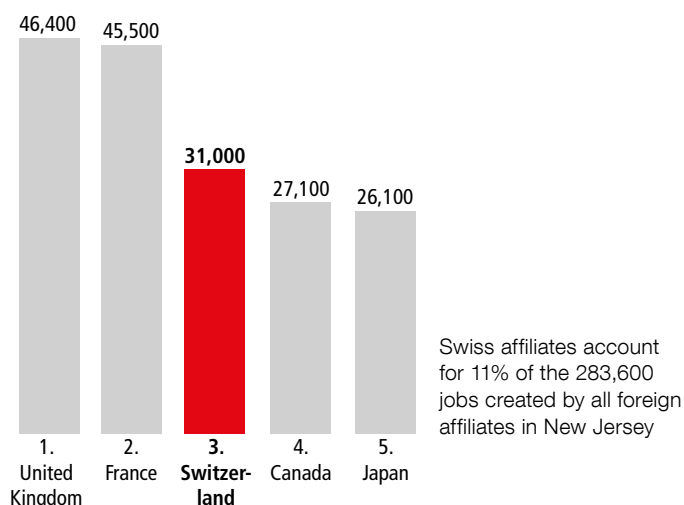
## Swiss Companies Located in New Hampshire

Chubb (ACE)	LafargeHolcim	Lonza	Sulzer	Syngenta	Unisensor	Zehnder
Dufry	LEM	Safran Vectronix	Swiss Re	UBS	Vectronix	Zurich
Ionbond	Lindt	Schleuniger				

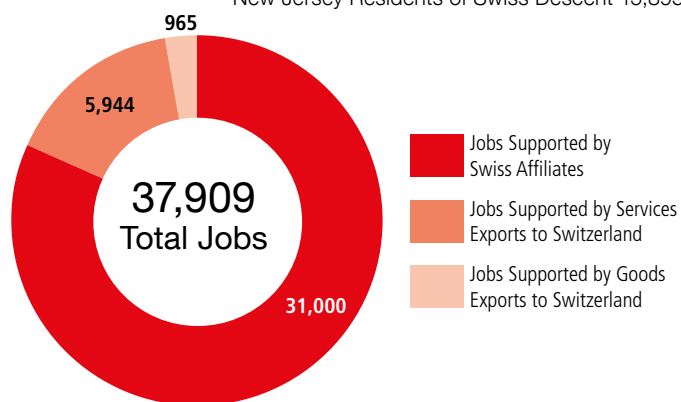


# SWISS ECONOMIC IMPACT NEW JERSEY

## Employment Supported by Foreign Affiliates, 2016

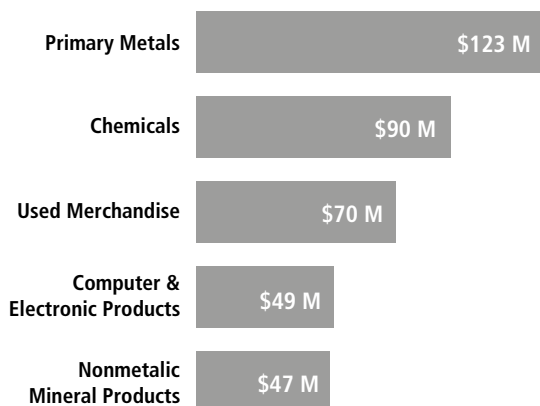


New Jersey Residents of Swiss Descent 15,895




## Top Goods Exports by Industry from New Jersey to Switzerland, 2018

Total New Jersey Goods Exports to Switzerland \$444 M



## Top Goods Imports by Industry from Switzerland to New Jersey, 2018

Total New Jersey Goods Imports from Switzerland \$6.1 B

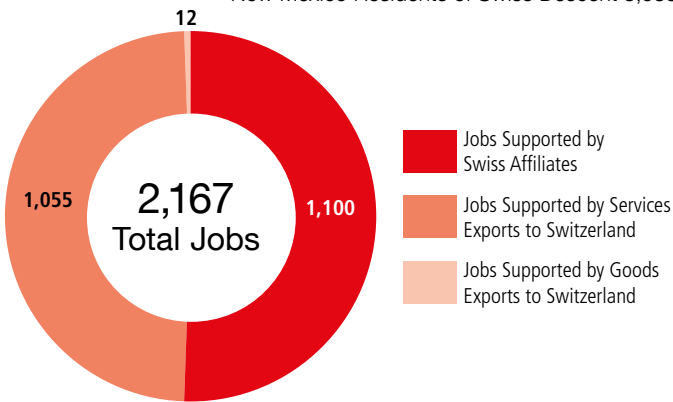
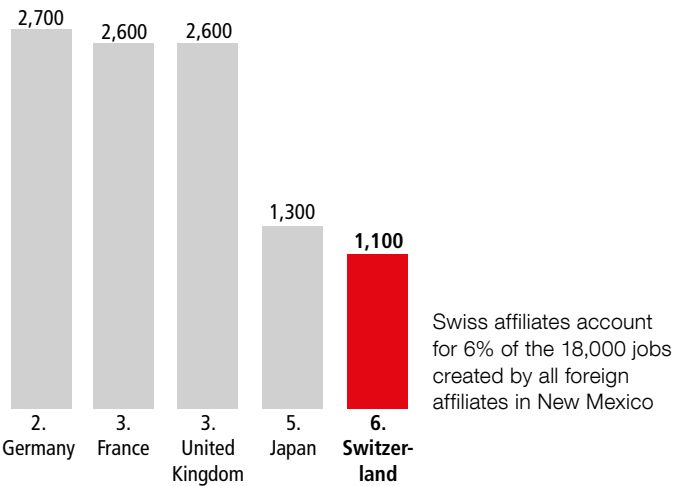


## Swiss Companies Located in New Jersey


ABB	Credit Suisse	Hallmark Aviation	Ionbond	Panalpina	SGS	Syngenta
Actelion	Datacolor	Services	Jet Aviation	Perlen Converting	Siegfried	TAG Heuer
Pharmaceuticals	Datwyler Pharma	Hasselblad Bron	Kuehne + Nagel	Polytype	Sika	Transcontainer
ARYZTA	Packaging	Helsinn	LafargeHolcim	Ricola USA	Solvias	Transport
Asendia	DKSH	Therapeutics	Lindt	Rondo	Sulzer	UBS
Barry Callebaut	Dufry	Hoerbiger	Lonza	Schaffner EMC	Swatch	Zurich
Bobst	Ferring	Hoffmann-La Roche	Nagra	Schindler	Swissport	
Bruderer	Firmenich	Huber + Suhner	Nespresso	Schmolz + Bickenbach	Swissray	
CAPSUGEL (Lonza)	gategroup	Hudson Group	Nestlé		International	
Chubb (ACE)	Givaudan	(Dufry)	Novartis			

# SWISS ECONOMIC IMPACT NEW MEXICO

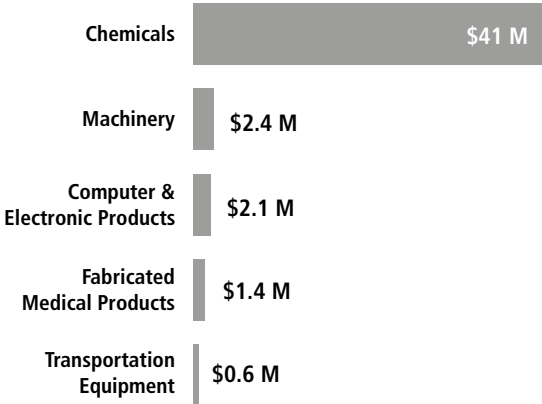
Employment Supported by Foreign Affiliates, 2016



Top Goods Exports by Industry from New Mexico to Switzerland, 2018  
Total New Mexico Goods Exports to Switzerland \$7.3 M



Top Goods Imports by Industry from Switzerland to New Mexico, 2018  
Total New Mexico Goods Imports from Switzerland \$50 M



## Swiss Companies Located in New Mexico

ABB

Brugg

Clariant

Dufry

INEOS

LafargeHolcim

Northwire (Lemo)

SGS

SICPA

Sulzer

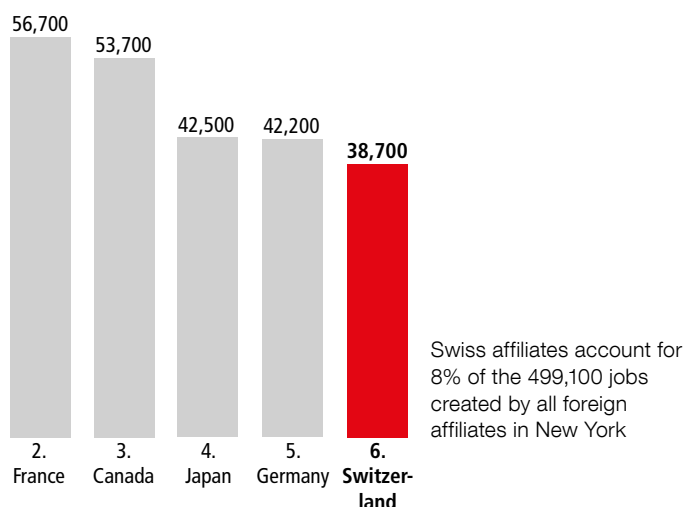
Swissport

UBS

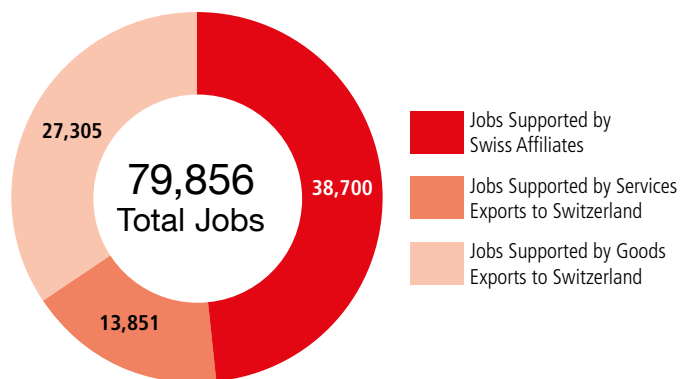
Zurich

# SWISS ECONOMIC IMPACT NEW YORK

## Employment Supported by Foreign Affiliates, 2016




New York Residents of Swiss Descent 35,486



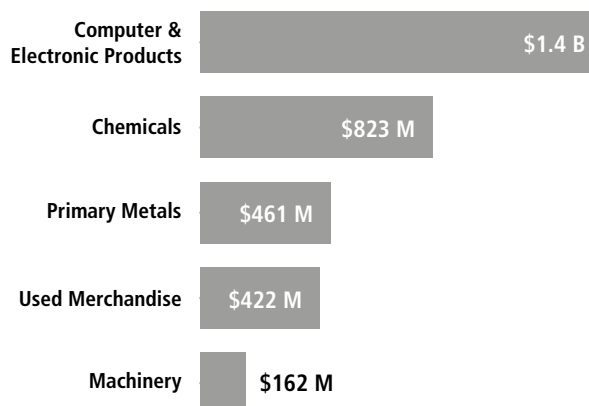
## Top Goods Exports by Industry from New York to Switzerland, 2018

Total New York Goods Exports to Switzerland \$7.7 B



## Top Goods Imports by Industry from Switzerland to New York, 2018

Total New York Goods Imports from Switzerland \$5.7 B

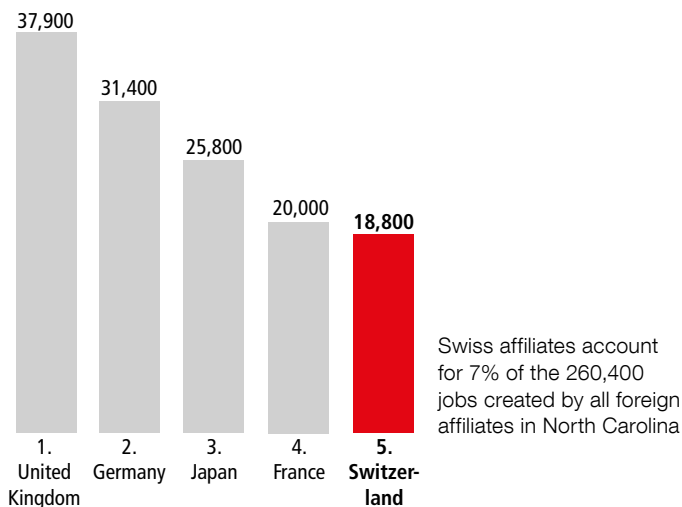


## Swiss Companies Located in New York

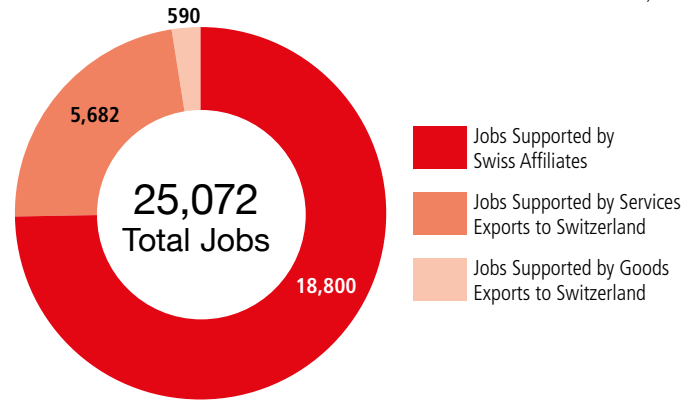
AFIAA	Bucher Emhart	Habasit	La Prairie	Piaget	STA Travel	TISCA TIARA
Akris	Glass	Hallmark Aviation	LafargeHolcim	Precipart	Starmind	Tradition
Allied T pro (Kuoni)	Chubb (ACE)	Services	Lindt	Publicitas	Sulzer	Triumph
Allied World	Condair	Hoffmann-La Roche	Lombard Odier	Richemont	Swatch	UBS
American Lamprecht	Création Baumann	Hublot	Luxoft	Riri	Swiss International	USM
Transport	Credit Suisse	Hydro-Air	M-Industry	Roger Dubuis	Air Lines	Vacheron Constantin
American Laubscher	Dara Capital	Components	MSC	Rolex	Swiss Post	Victorinox
Antiquorum	de Sede	(Zehnder)	Muller Martini	Rotronic	Solutions	Vitra
Appway	Dufry	INFICON	Nagra	Schindler	Swiss Re	Volpi
ARYZTA	Egon Zehnder	Insensation	Nespresso	Schneider Freight	Swissport	Von Roll
Asendia	Emmi Roth	IWC Schaffhausen	Nestlé	Sefar	Switzerland Tourism	Vontobel
Bally	Firmenich	Jaeger-LeCoultre	nightnurse images	SGS	Syngenta	Weleda
Beech-Nut	FJD (Furrer-Jacot)	JakobSchlaepfer	Novartis	SITA	Synpulse	Willemin-Macodel
Nutrition (Hero)	Flatev	Karin Herzog	Oerlikon	SIX Financial	TAG Heuer	Zkipster
Bernina	Fogal	Kistler	Open Systems	Information	Teuscher	Zumbach Electronic
Blaser Swisslube	gategroup	Kuehne + Nagel	Panalpina	SoftwareONE	The Leading Hotels	Zurich
Bohi Energy	GFL USA	Kuoni	Partners Group	Soudronic	of The World	
Breitling	Givaudan					

# SWISS ECONOMIC IMPACT NORTH CAROLINA

## Employment Supported by Foreign Affiliates, 2016

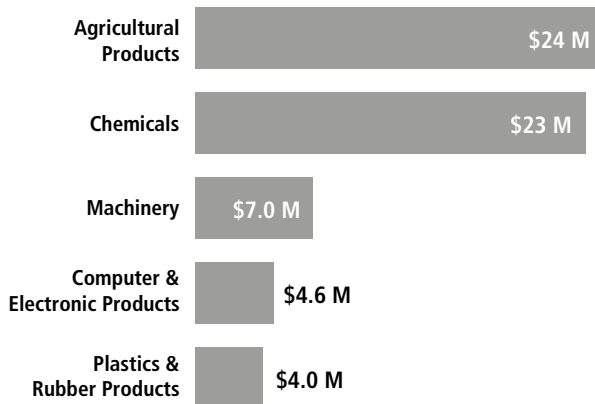


North Carolina Residents of Swiss Descent 16,638



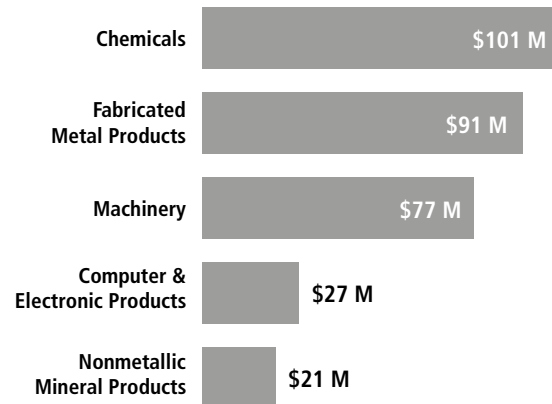
## Top Goods Exports by Industry from North Carolina to Switzerland, 2018

Total North Carolina Goods Exports to Switzerland \$86 M



## Top Goods Imports by Industry from Switzerland to North Carolina, 2018

Total North Carolina Goods Imports from Switzerland \$406 M

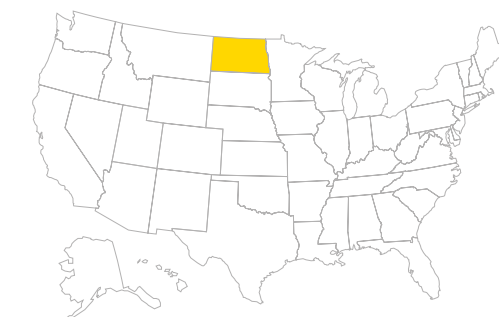
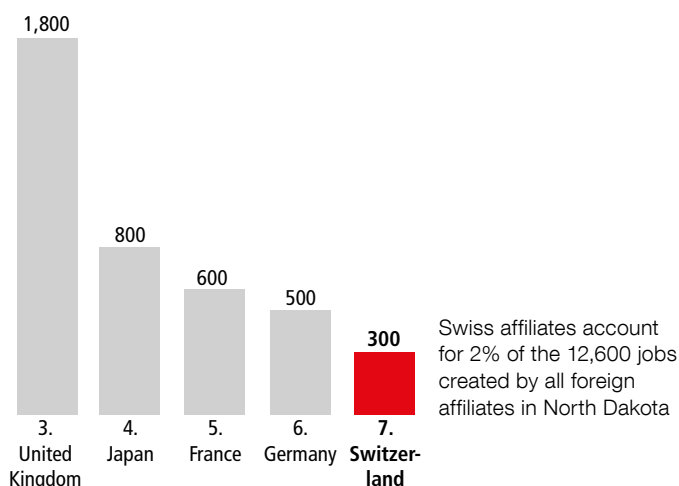


## Swiss Companies Located in North Carolina

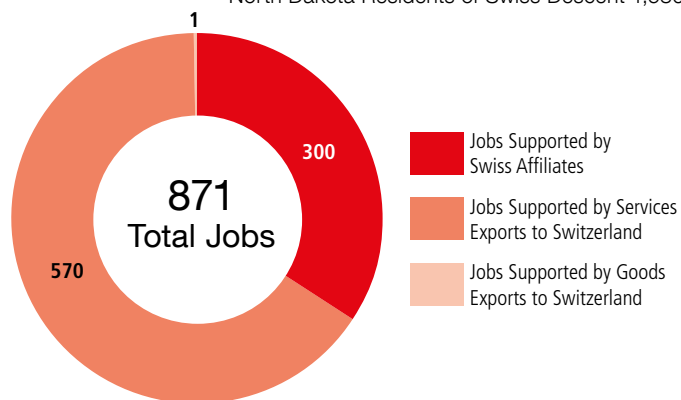
3A Composites (Schweiter)	Clariant	GESIPA Fasteners	Lantal Textiles	Nestlé	sia Abrasives	Swiss Re
ABB	Continental Grafix	Huber + Suhner	Leybold Optics	Novartis	Simatec	Syngenta
Alevo	Credit Suisse	Interroll	USA (Bühler)	Oerlikon	Sontara (Jacob Holm & Sons)	Tecan
Ascom	DKB Household	Ionbond	Lindt	Panalpina	SpanSet	Treffert Coatings
Baltek (Schweiter)	Dufry	Jacob Holm	LIST	record (agta record)	Steinemann Technology	UBS
Barry Callebaut	Element Designs	Jakob Mueller	LNS	Sanitized	Swiss Made Brands USA	Uster Technologies
Bühler Aeroglide	Forbo	Kaba	Lonza	Schaetti		Werner Mathis
CAMAG Scientific	FRACHT FWO	Kuehne + Nagel	Maag Automatik	Schindler		Zurich
Chubb (ACE)	Georg Fischer	LafargeHolcim	Max Daetwyler	SGS		

# SWISS ECONOMIC IMPACT NORTH DAKOTA

## Employment Supported by Foreign Affiliates, 2016




North Dakota Residents of Swiss Descent 1,580




## Top Goods Exports by Industry from North Dakota to Switzerland, 2018

Total North Dakota Goods Exports to Switzerland \$2.1 M



## Top Goods Imports by Industry from Switzerland to North Dakota, 2018

Total North Dakota Goods Imports from Switzerland \$14 M

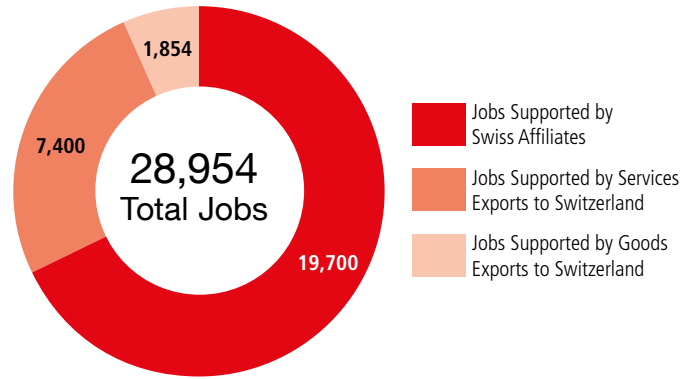
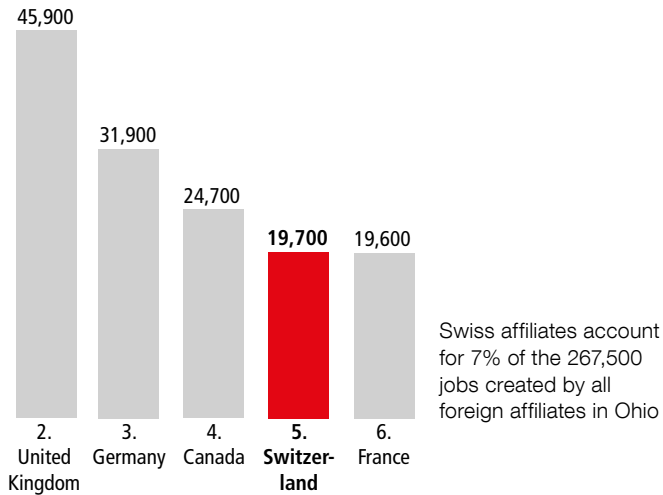


## Swiss Companies Located in North Dakota

Chubb (ACE)    Schindler    SGS    Syngenta    UBS    Weatherford    Zurich  
LafargeHolcim

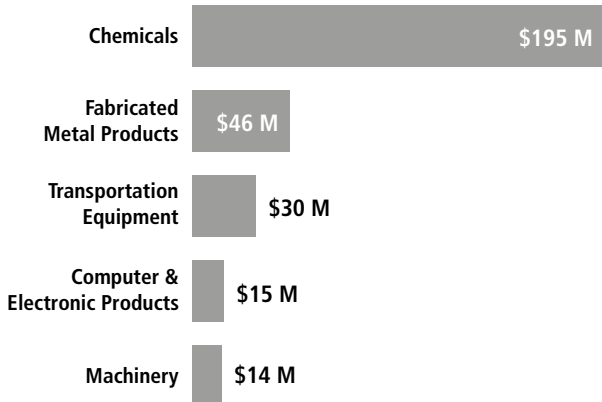
# SWISS ECONOMIC IMPACT OHIO

## Employment Supported by Foreign Affiliates, 2016




## Top Goods Exports by Industry from Ohio to Switzerland, 2018

Total Ohio Goods Exports to Switzerland \$333 M



## Top Goods Imports by Industry from Switzerland to Ohio, 2018

Total Ohio Goods Imports from Switzerland \$494 M

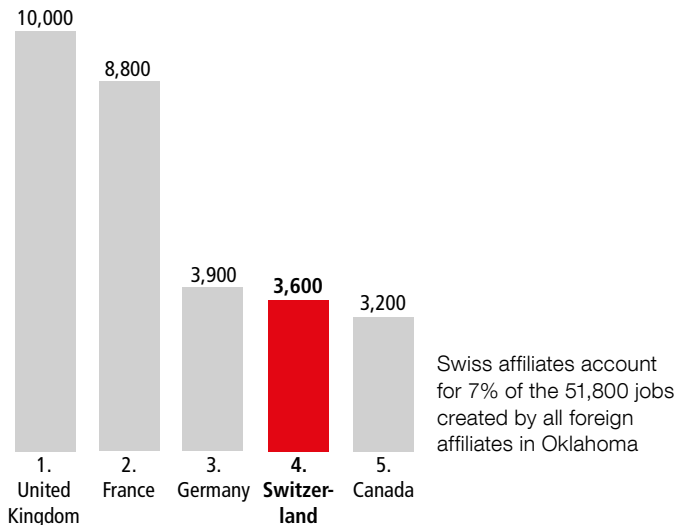


## Swiss Companies Located in Ohio

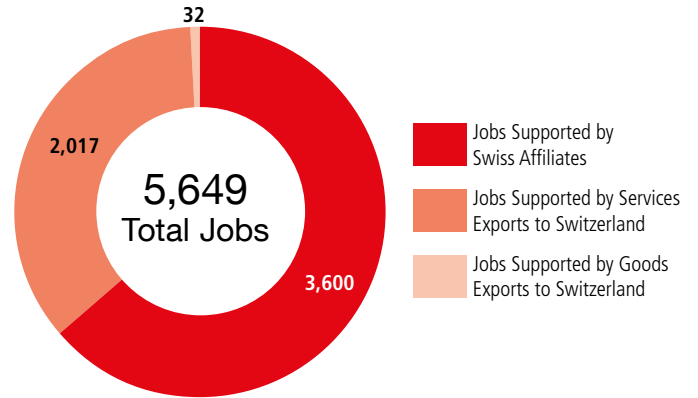
ABB	Dentronix (Coltène)	Hallmark Aviation	LafargeHolcim	Phoenix Mecano	SFS intec	UBS
AISA	Whaladent)	Services	LEM	Rosen	SGS	United Grinding
Autoneum	Dufry	Heule	Lindt	Schaerer Medical	Sika	Valtronic
Bossard	Feintool	Hoerbiger	LNS	Schaffner EMC	SITA	Von Roll
Chubb (ACE)	FRACHT FWO	INEOS	Nestlé	Schindler	Swisslog	Weidmann
Coltène/Whaladent	gategroup	Ionbond	Oerlikon	Schmolz + Bickenbach	Swissport	Zurich
Comet	Givaudan	Kern	Omya		Syngenta	
Datwyler Sealing Solutions USA	Haag-Streit	Kuehne + Nagel	Panalpina			

# SWISS ECONOMIC IMPACT OKLAHOMA

## Employment Supported by Foreign Affiliates, 2016




Oklahoma Residents of Swiss Descent 6,245




## Top Goods Exports by Industry from Oklahoma to Switzerland, 2018

Total Oklahoma Goods Exports to Switzerland \$9.2 M



## Top Goods Imports by Industry from Switzerland to Oklahoma, 2018

Total Oklahoma Goods Imports from Switzerland \$38 M

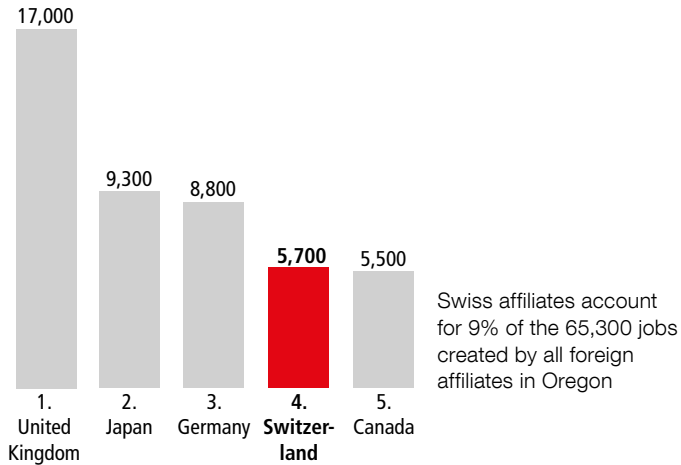


## Swiss Companies Located in Oklahoma

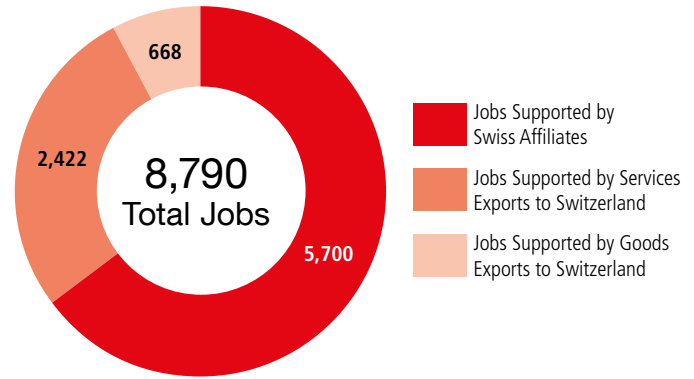
ABB	Chubb (ACE)	LafargeHolcim	Panalpina	Schindler	Swissport	Weatherford
ACRON	Georg Fischer	Nestlé	Russell Stover	SGS	Syngenta	Zurich
Andreae Filters	Hoerbiger	Oerlikon	Candies (Lindt)	Sulzer	UBS	
Bernina	Kuehne + Nagel					

# SWISS ECONOMIC IMPACT OREGON

## Employment Supported by Foreign Affiliates, 2016

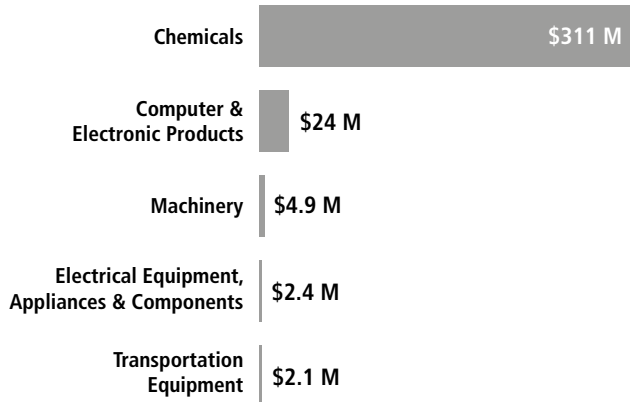


Oregon Residents of Swiss Descent 27,465




## Top Goods Exports by Industry from Oregon to Switzerland, 2018

Total Oregon Goods Exports to Switzerland \$350 M



## Top Goods Imports by Industry from Switzerland to Oregon, 2018

Total Oregon Goods Imports from Switzerland \$138 M



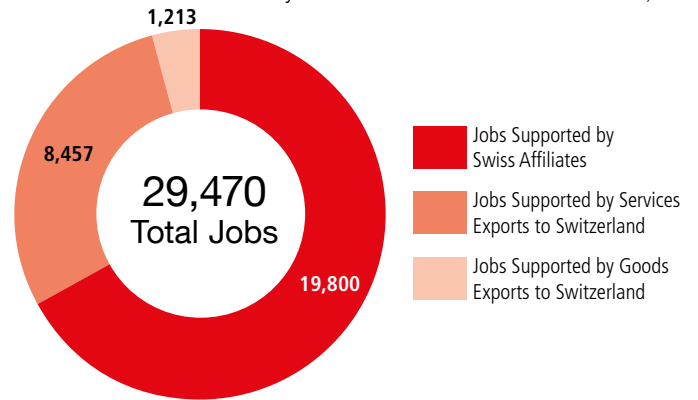
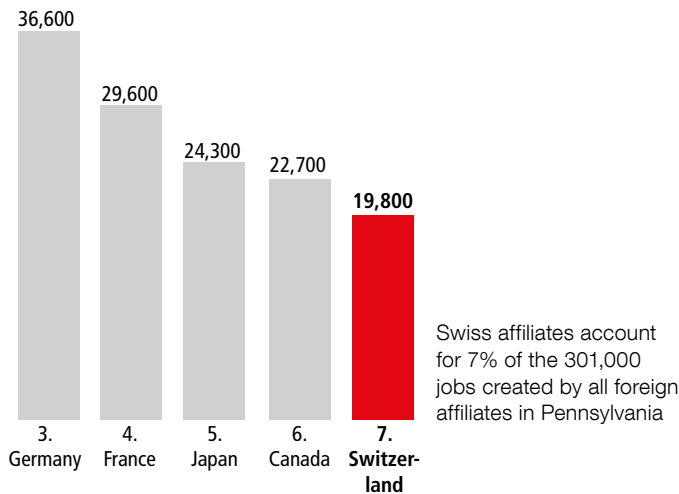
## Swiss Companies Located in Oregon

Chubb (ACE)	Ionbond	MBT Systems	ON	Sulzer	Syngenta	UBS
Dufry	Kuehne + Nagel	Nagra	Schindler	Swissport	Teuscher	Zurich
Hoffmann-La Roche	Lonza	Nestlé	SGS			




# SWISS ECONOMIC IMPACT PENNSYLVANIA

## Employment Supported by Foreign Affiliates, 2016



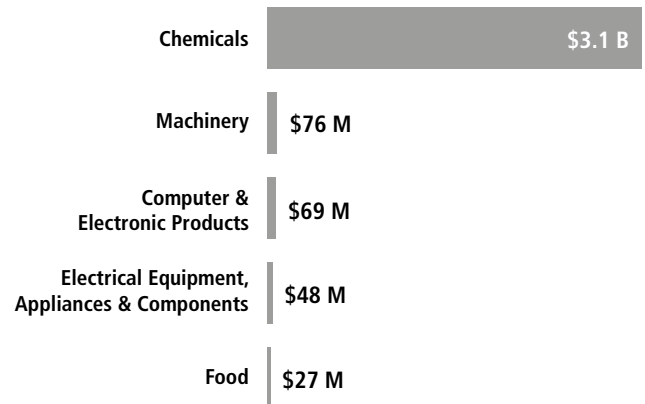
## Top Goods Exports by Industry from Pennsylvania to Switzerland, 2018

Total Pennsylvania Goods Exports to Switzerland \$460 M



## Top Goods Imports by Industry from Switzerland to Pennsylvania, 2018

Total Pennsylvania Goods Imports from Switzerland \$3.5 B

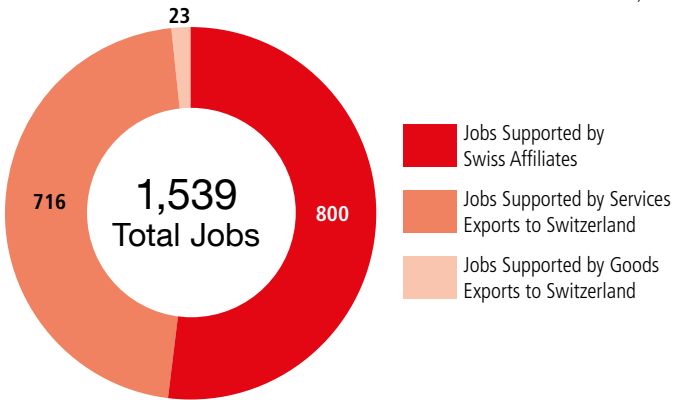
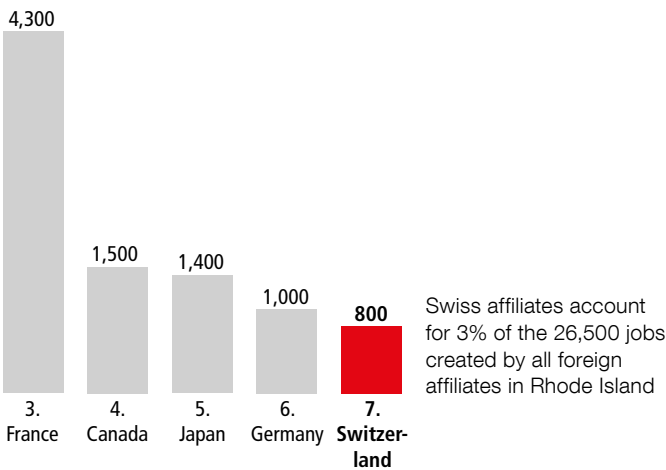


## Swiss Companies Located in Pennsylvania

ABB	Connex	Elma Electronic	Lindt	Panalpina	Sika	TE Connectivity
Actant	Credit Suisse	Forbo	Linnea	Quadrant	SMS Concast	Temenos
ACUTRONIC	Diatome (Anton Meyer & Co)	Gallus	Lonza	Reha Technology	America	Teuscher
Allied World	DORMA	Georg Fischer	Metalor	Russell Stover	SoftwareONE	UBS
Artemis	Dottikon ES	Habasit	Muller Martini	Candies (Lindt)	Sulzer	Vitra
Asendia	Dufry	Komax	Nespresso	Schindler	Swatch	Weatherford
Autoneum	Electron Microscopy Sciences (Anton Meyer & Co)	Kuehne + Nagel	Nestlé	SFS intec	Swiss Re	Weidmann
BalTec		LafargeHolcim	Novartis	SGS	Swissport	Zurich
Barry Callebaut		Life Watch	Omya	SIG Combibloc	TAG Heuer	
Chubb (ACE)						


# SWISS ECONOMIC IMPACT RHODE ISLAND

## Employment Supported by Foreign Affiliates, 2016



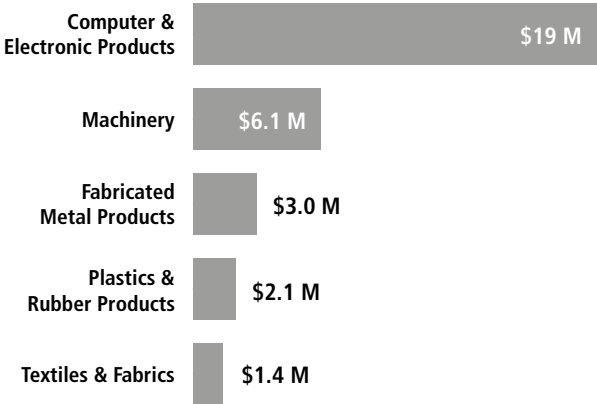
## Top Goods Exports by Industry from Rhode Island to Switzerland, 2018

Total Rhode Island Goods Exports to Switzerland = \$5.3 M



## Top Goods Imports by Industry from Switzerland to Rhode Island, 2018

Total Rhode Island Goods Imports from Switzerland \$37 M

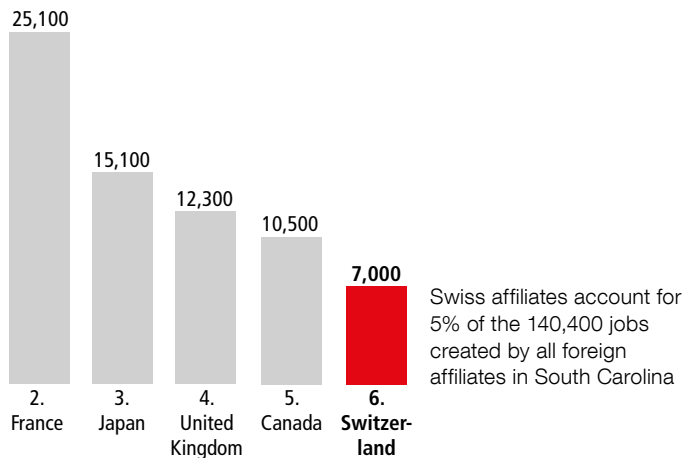


## Swiss Companies Located in Rhode Island

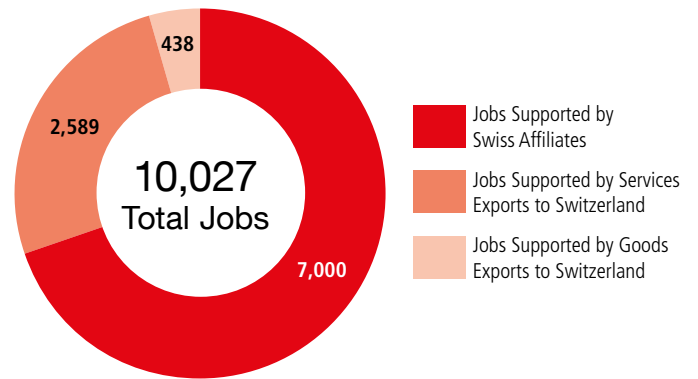
Bernina      LafargeHolcim      Leister Technologies Optrel      Schindler      UBS      Zurich  
Gurit

# SWISS ECONOMIC IMPACT SOUTH CAROLINA

## Employment Supported by Foreign Affiliates, 2016

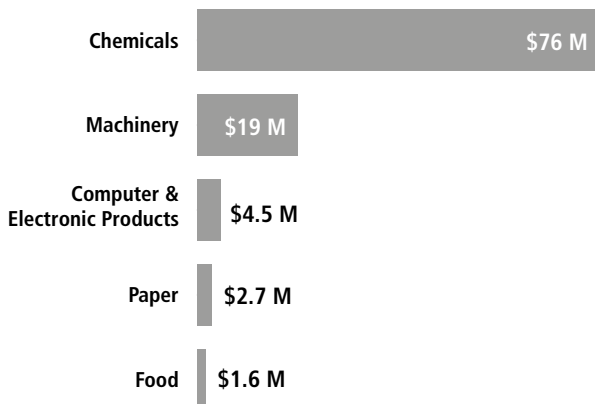


South Carolina Residents of Swiss Descent 8,684



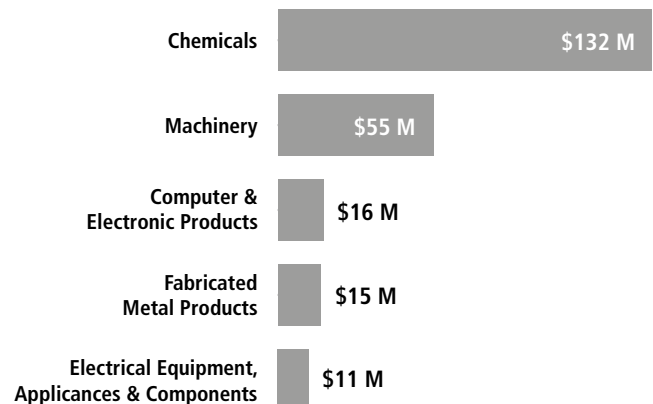
## Top Goods Exports by Industry from South Carolina to Switzerland, 2018

Total South Carolina Goods Exports to Switzerland \$109 M



## Top Goods Imports by Industry from Switzerland to South Carolina, 2018

Total South Carolina Goods Imports from Switzerland \$262 M

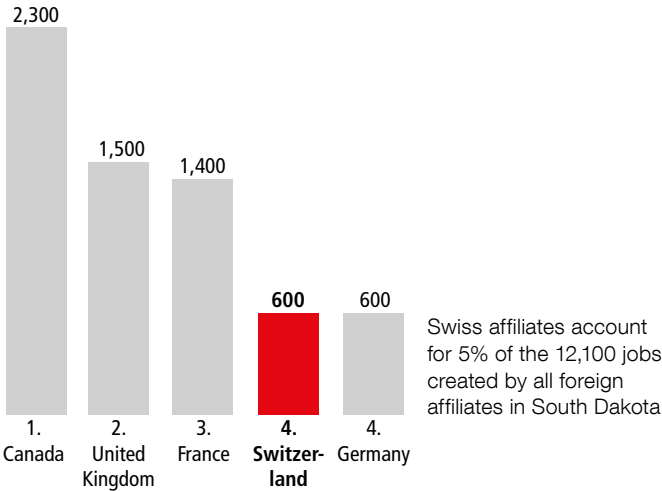


## Swiss Companies Located in South Carolina

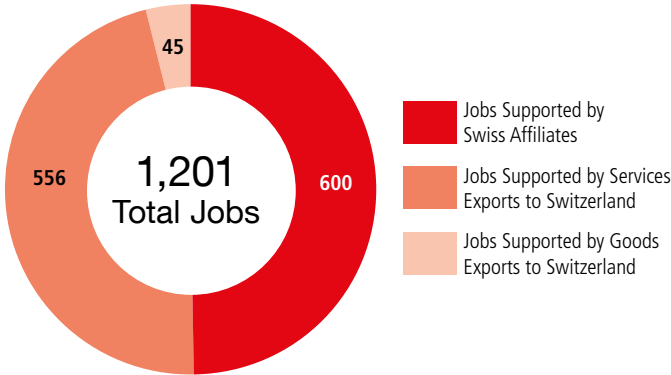
ABB	CAPSUGEL (Lonza)	Hoffmann-La Roche	Oerlikon	Sanitized	Stäubli	Syngenta
Aerolite	Chubb (ACE)	Ionbond	Panalpina	Schindler	Sukano Polymers	TE Connectivity
American	Dufry	Kuehne + Nagel	Rieter	Schmolz + Bickenbach	Sulzer	UBS
Lamprecht	EMS-Chemie	LafargeHolcim	Russell Stover	Sika	Swiss Krono	Zurich
Transport	Foampartner	MSC	Candies (Lindt)		SYMTECH	
Autoneum	Graf Metallic (Rieter)	Nestlé				

# SWISS ECONOMIC IMPACT SOUTH DAKOTA

## Employment Supported by Foreign Affiliates, 2016

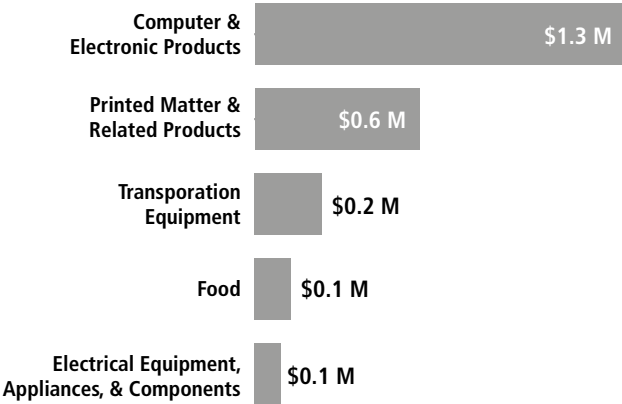


South Dakota Residents of Swiss Descent 3,390




## Top Goods Exports by Industry from South Dakota to Switzerland, 2018

Total South Dakota Goods Exports to Switzerland \$2.5 M



## Top Goods Imports by Industry from Switzerland to South Dakota, 2018

Total South Dakota Goods Imports from Switzerland \$2.9 M

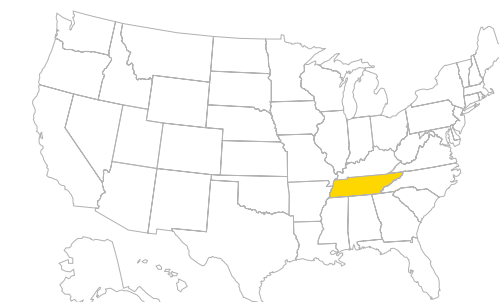
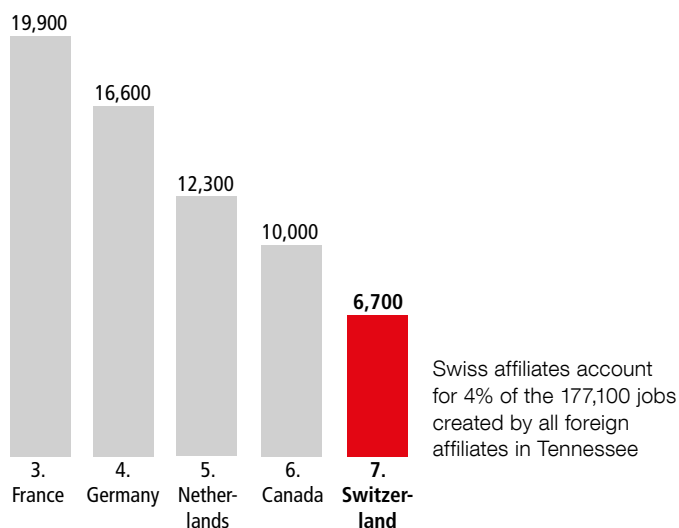


## Swiss Companies Located in South Dakota

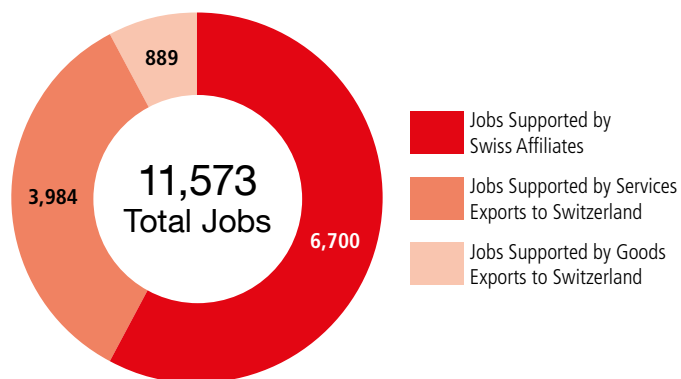
Micronas      SGS      Syngenta      UBS      Zurich

# SWISS ECONOMIC IMPACT TENNESSEE

## Employment Supported by Foreign Affiliates, 2016

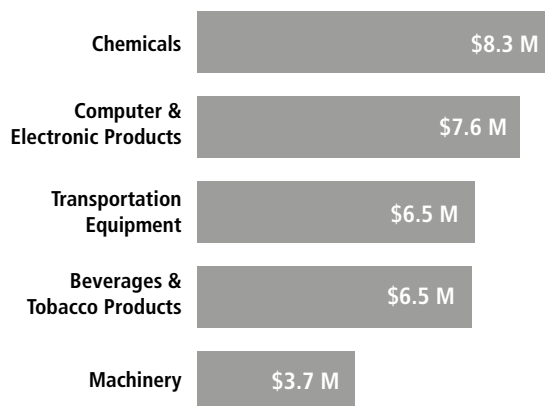


Tennessee Residents of Swiss Descent 11,391




## Top Goods Exports by Industry from Tennessee to Switzerland, 2018

Total Tennessee Goods Exports to Switzerland \$221 M



## Top Goods by Industry from Switzerland to Tennessee, 2018

Total Tennessee Goods Imports from Switzerland \$980 M

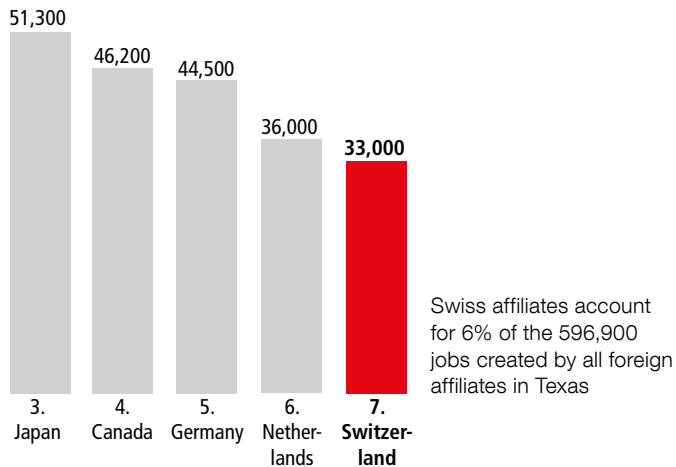


## Swiss Companies Located in Tennessee

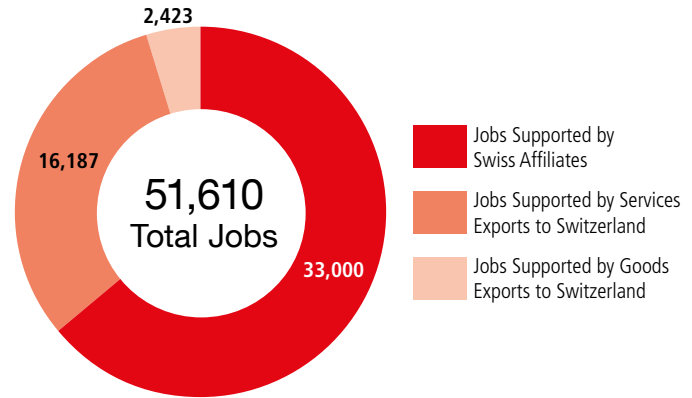
ABB	Feintool	LafargeHolcim	Omya	SGS	Sulzer	UBS
Bossard	FoamPartner	Lonza	Panalpina	Sika	Swissport	Uster Technologies
Chubb (ACE)	Franke	Medacta	Russell Stover	Sontara (Jacob	Syngenta	Zurich
Dufry	gategroup	Nestlé	Candies (Lindt)	Holm & Sons)	TE Connectivity	
FAES	Kuehne + Nagel	Oerlikon	Schindler			

# SWISS ECONOMIC IMPACT TEXAS

## Employment Supported by Foreign Affiliates, 2016

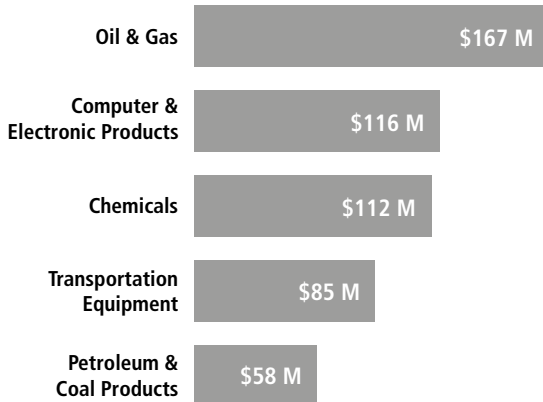


Texas Residents of Swiss Descent 35,975



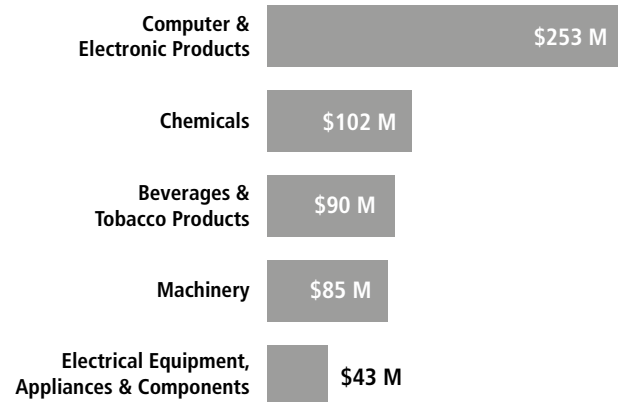
## Top Goods Exports by Industry from Texas to Switzerland, 2018

Total Texas Goods Exports to Switzerland \$649 M



## Top Goods Imports by Industry from Switzerland to Texas, 2018

Total Texas Goods Imports from Switzerland \$800 M

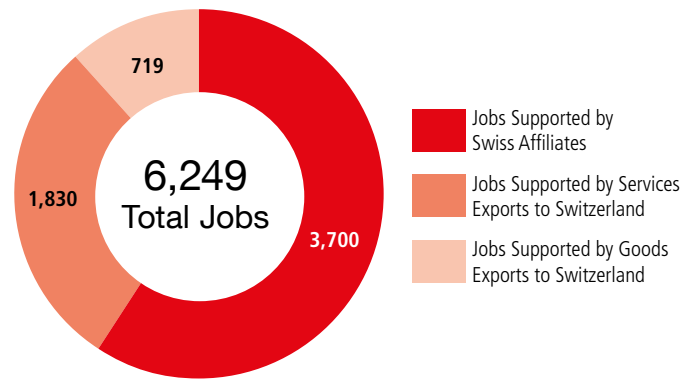
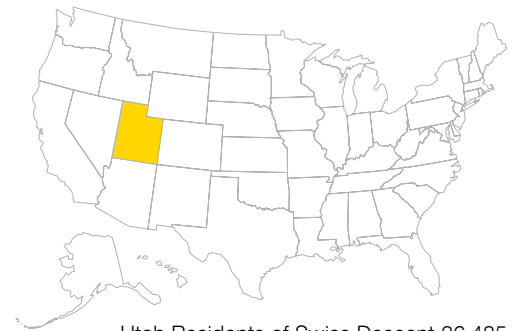
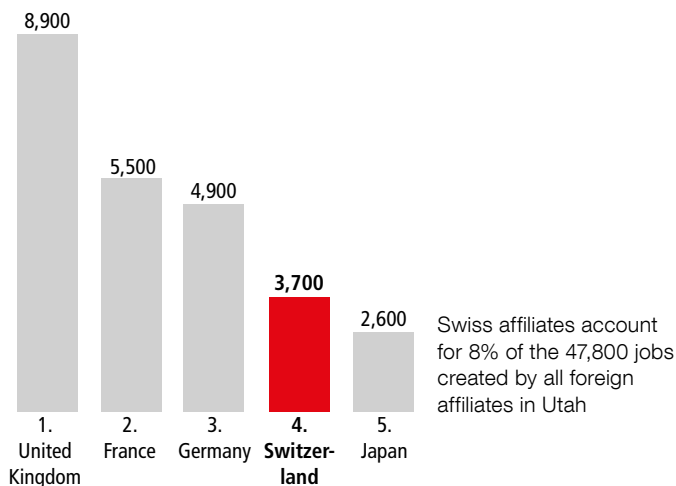


## Swiss Companies Located in Texas

ABB	Bossard	gategroup	Jet Aviation	Oerlikon	SITA	Temenos
Adecco	Burckhardt	Geogas	Komax	Panalpina	SoftwareONE	Tetra Pak
Akris	Compression	Georg Fischer	Kuehne + Nagel	Partners Group	SpectraSensors	Thommen
Algordanza	Chubb (ACE)	Ghirardelli (Lindt)	Kundig International	Piaget	(Endress+Hauser)	TORMAX
Allied World	Clariant	Global	LafargeHolcim	Portacool	STMicroelectronics	Tradition
Allseas	Colibrys	Manufacturing	Leica Geosystems	Rolex	Straumann	Transocean
American Lamprecht Transport	Cotecna Inspection	Gutor Electronic	Lindt	Rosen	Sulzer	UBS
American Realty Investors	Credit Suisse	Hallmark Aviation Services	Lonza	Russell Stover	Swatch	Vitol
Avalon Park	Dufry	Hoerbiger	Mercuria	Candies (Lindt)	Swiss Re	Vontobel
Bally	Egon Zehnder	Hublot	MSC	Schindler	Swissport	Weatherford
Baumann Springs	EMS Electro	Hug Engineering	Nagra	Schleuniger	Syngenta	Weidmann
Baume & Mercier	Medical Systems	INEOS	Nespresso	SGS	TAG Heuer	Zurich
	Ferrum	Interstable	Nestlé	SICPA	TE Connectivity	
	FRACHT FWO		Novartis	Sika		

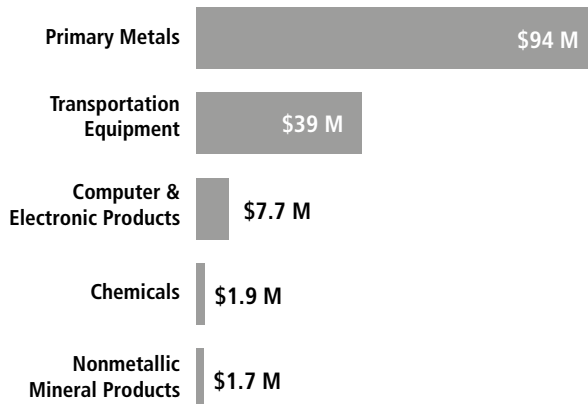
# SWISS ECONOMIC IMPACT UTAH

## Employment Supported by Foreign Affiliates, 2016



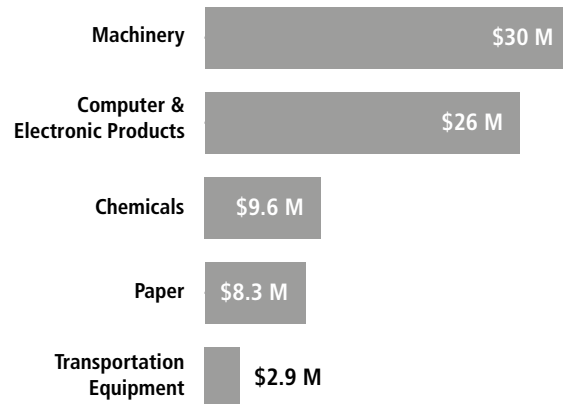
## Top Goods Exports by Industry from Utah to Switzerland, 2018

Total Utah Goods Exports to Switzerland \$165 M



## Top Goods Imports by Industry from Switzerland to Utah, 2018

Total Utah Goods Imports from Switzerland \$103 M

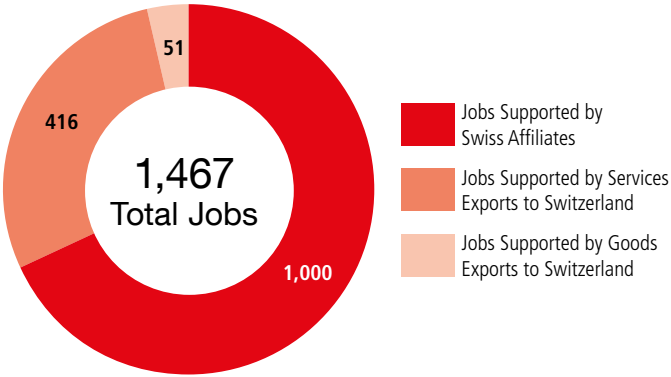
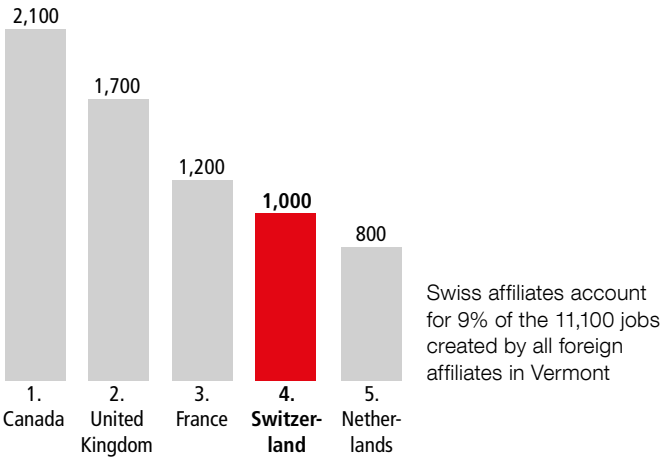


## Swiss Companies Located in Utah

Dufry      LafargeHolcim      Schindler      Stadler      Sulzer      UBS      Zurich  
Kuehne + Nagel      Nestlé      SGS      Stat Peel

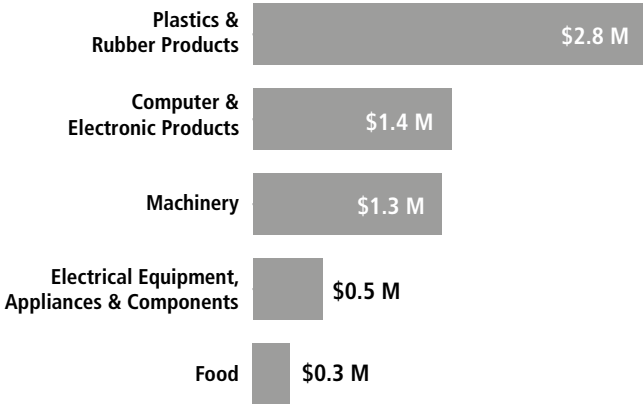
# SWISS ECONOMIC IMPACT VERMONT

## Employment Supported by Foreign Affiliates, 2016



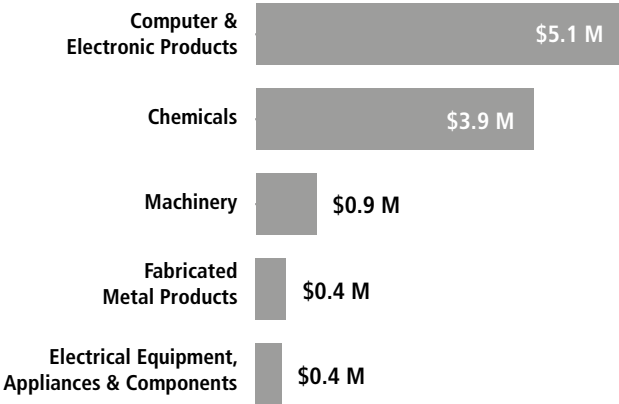
## Top Goods Exports by Industry from Vermont to Switzerland, 2018

Total Vermont Goods Exports to Switzerland \$8.4 M



## Top Goods Imports by Industry from Switzerland to Vermont, 2018

Total Vermont Goods Imports from Switzerland \$12 M



## Swiss Companies Located in Vermont

Barry Callebaut   Lindt   Omya   Stöckli Outdoor Sports   UBS   Weidmann   Zurich

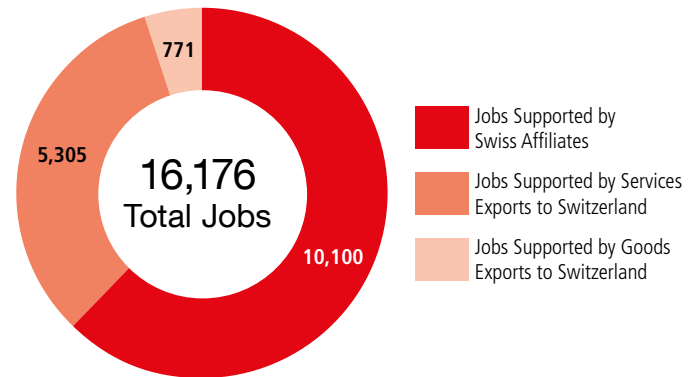
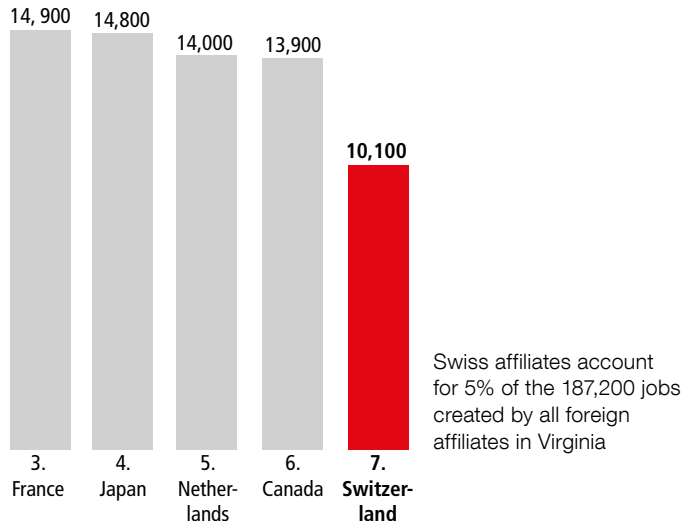
Dufry



# SWISS ECONOMIC IMPACT VIRGINIA




## Employment Supported by Foreign Affiliates, 2016



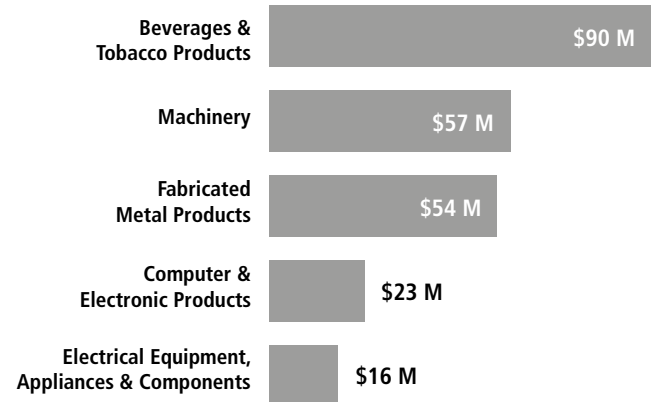
## Top Goods Exports by Industry from Virginia to Switzerland, 2018

Total Virginia Goods Exports to Switzerland \$242 M



## Top Goods Imports by Industry from Switzerland to Virginia, 2018

Total Virginia Goods Imports from Switzerland \$280 M

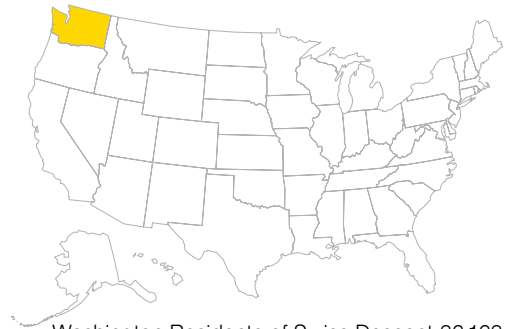
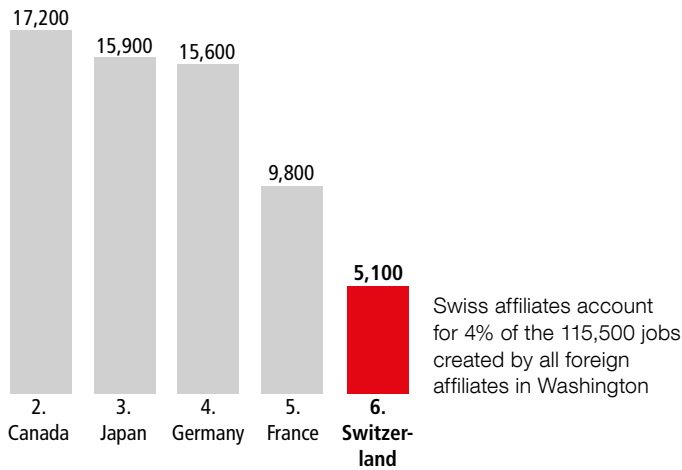


## Swiss Companies Located in Virginia

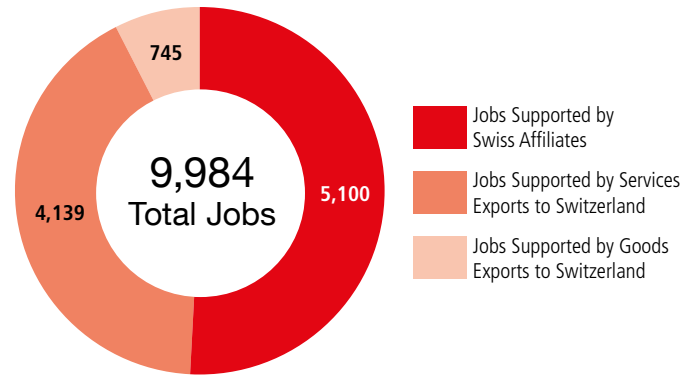
ABB	Clariant	Keller	Nespresso	Safran Vectronix	Sulzer	The Swiss Bakery
Arktis Radiation	Dufry	KRISS	Nestlé	Schaffner EMC	Swatch	u-blox
Detectors	Erni Electronics	Kuehne + Nagel	Panalpina	Schindler	Swisslog	UBS
Ascom	FRACHT FWO	LafargeHolcim	Quadrant	SGS	Swissport	United Grinding
Asendia	gategroup	Liebherr	record (agta record)	SICPA	Syngenta	WorldAware
Bally	Gloster Furniture	Lindt	Russell Stover	Spahr Metric	TE Connectivity	Zurich
Chubb (ACE)	HV Technologies	Nagra	Candies (Lindt)			

# SWISS ECONOMIC IMPACT WASHINGTON

## Employment Supported by Foreign Affiliates, 2016




Washington Residents of Swiss Descent 36,163



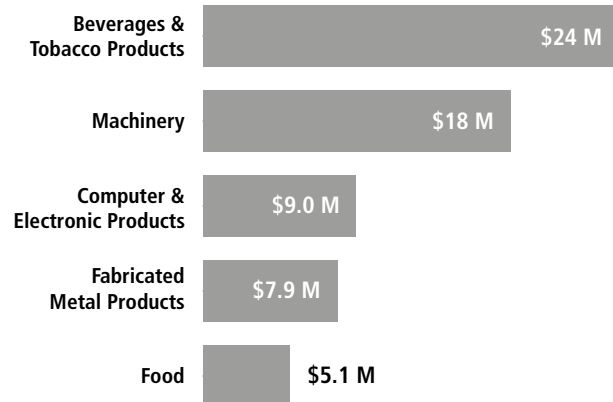
## Top Goods Exports by Industry from Washington to Switzerland, 2018

Total Washington Goods Exports to Switzerland \$370 M



## Top Goods Imports by Industry from Switzerland to Washington, 2018

Total Washington Goods Imports from Switzerland \$88 M

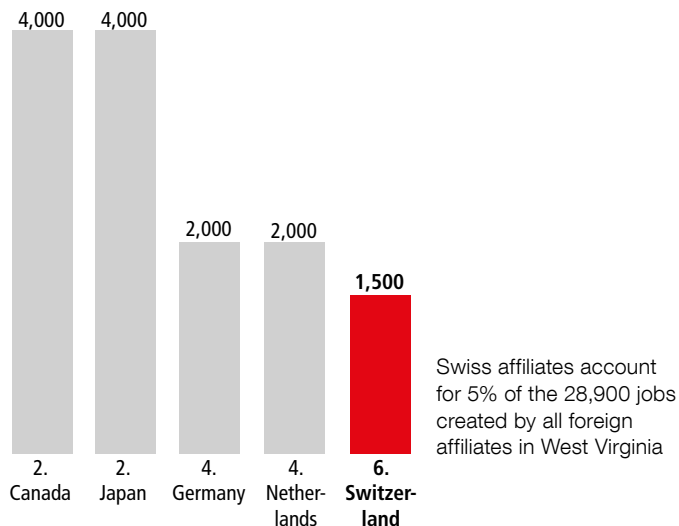


## Swiss Companies Located in Washington

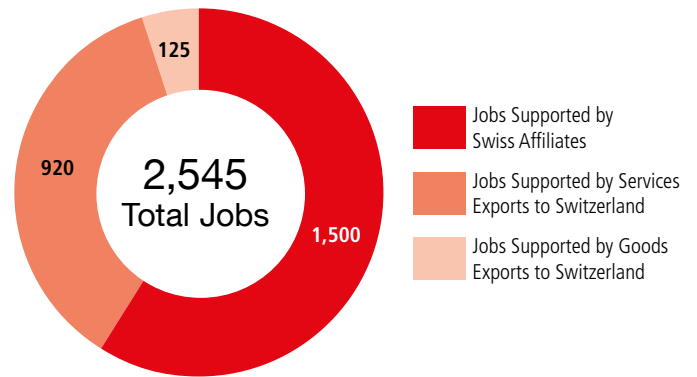
Arch Chemicals (Lonza)	Bucher Chubb (ACE)	Dufry gategroup	Lantal Textiles	Nespresso	Schindler	Toradex
Asendia	Diacon Technologies (Lonza)	Kuehne + Nagel	Logitech	Nestlé	Swiss Re	UBS
Bossard		LafargeHolcim	Luxoft	Omya	Swissport	Zurich
			Nagra	Panalpina	Syngenta	

# SWISS ECONOMIC IMPACT WEST VIRGINIA

## Employment Supported by Foreign Affiliates, 2016

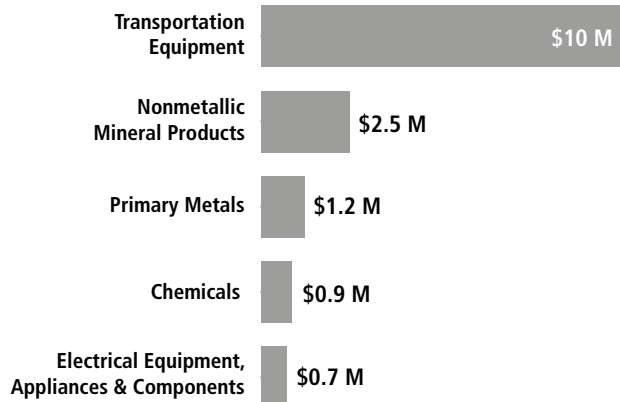


West Virginia Residents of Swiss Descent 3,861



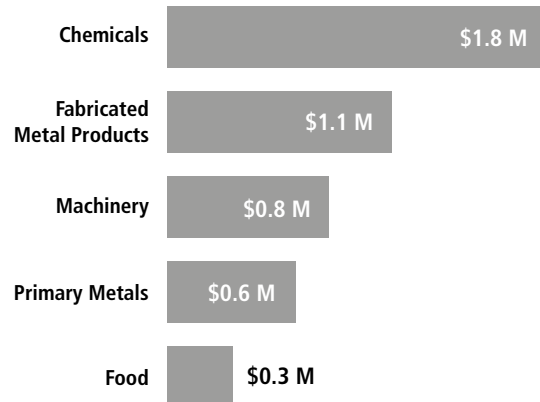
## Top Goods Exports by Industry from West Virginia to Switzerland, 2018

Total West Virginia Goods Exports to Switzerland \$22 M



## Top Goods Imports by Industry from Switzerland to West Virginia, 2018

Total West Virginia Goods Imports from Switzerland \$13 M

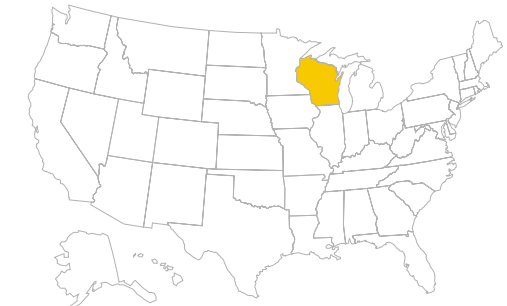
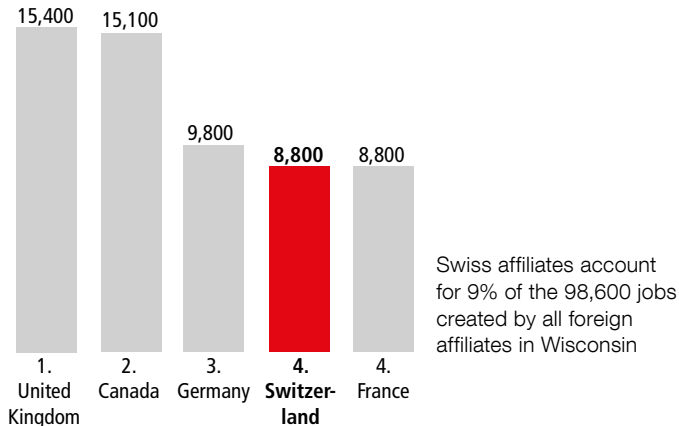


## Swiss Companies Located in West Virginia

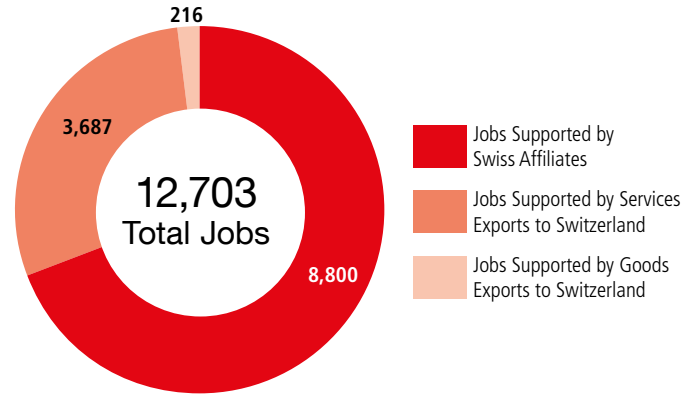
ABB      EuroTec      Novartis      Russell Stover      Schindler      Sulzer      Zurich  
Chubb (ACE)      LafargeHolcim      Oerlikon      Candies (Lindt)      SGS

# SWISS ECONOMIC IMPACT WISCONSIN

## Employment Supported by Foreign Affiliates, 2016




Wisconsin Residents of Swiss Descent 55,485




## Top Goods Exports by Industry from Wisconsin to Switzerland, 2018

Total Wisconsin Goods Exports to Switzerland \$55 M



## Top Goods Imports by Industry from Switzerland to Wisconsin, 2018

Total Wisconsin Goods Imports from Switzerland \$190 M

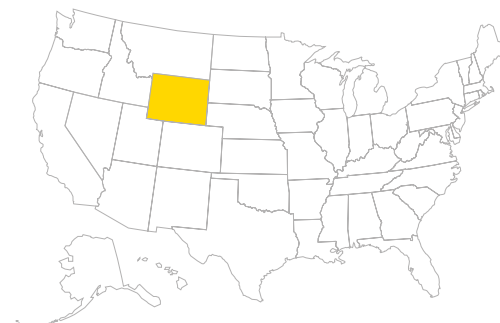
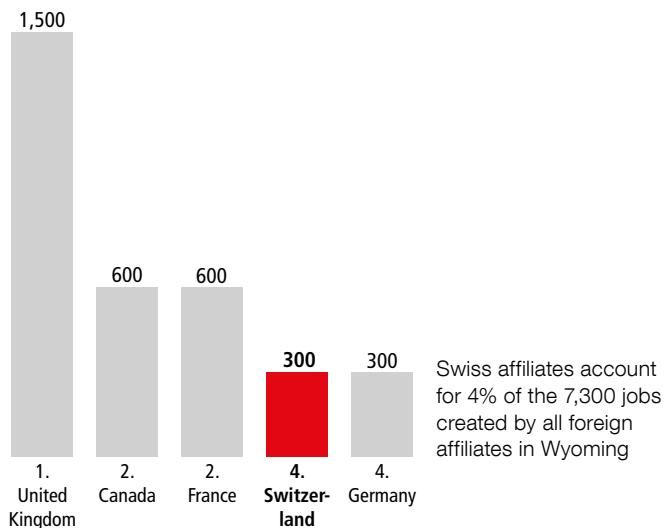


## Swiss Companies Located in Wisconsin

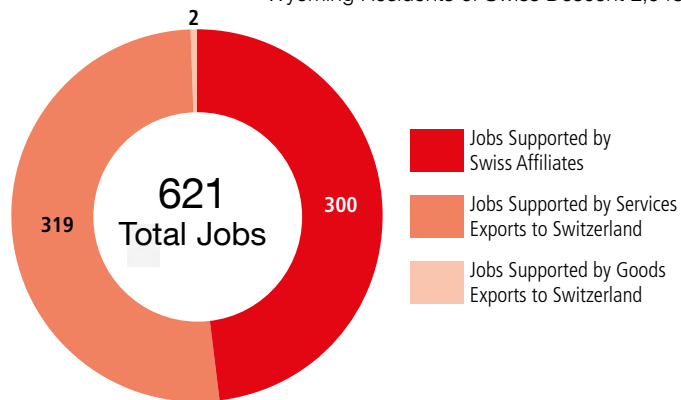
ABB	Emmi Roth	Hoffmann-La Roche	Lindt	Norland at Swissray	Satisloh	UBS
Arch Chemicals (Lonza)	Esther's European Imports	HOPPE	Mosmatic	Northwire (Lemo)	Schindler	Weidmann
Bossard	FISCHER	Kuhn Group	Nestlé	Oerlikon	SoftwareONE	Zurich
Chalet Landhaus Inn Ghirardelli (Lindt)		LafargeHolcim	New Glarus Hotel Restaurant	Omya	Syngenta	
Chubb (ACE)		LEM		Panalpina		

# SWISS ECONOMIC IMPACT WYOMING

## Employment Supported by Foreign Affiliates, 2016

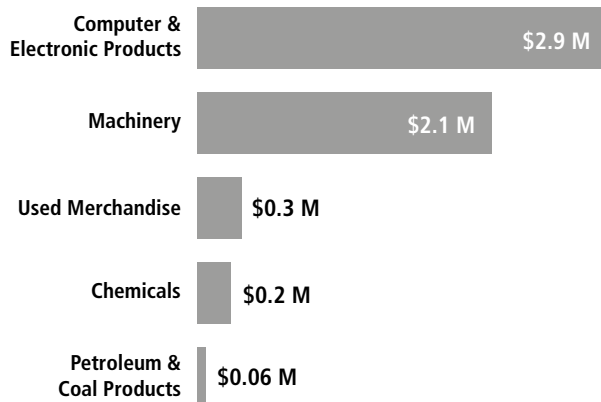


Wyoming Residents of Swiss Descent 2,948




## Top Goods Exports by Industry from Wyoming to Switzerland, 2018

Total Wyoming Goods Exports to Switzerland \$5.6 M



## Top Goods Imports by Industry from Switzerland to Wyoming, 2018

Total Wyoming Goods Imports from Switzerland = \$0.8 M



## Swiss Companies Located in Wyoming

Hoerbiger      SGS      Sulzer      Zurich

## APPENDIX: SWISS AFFILIATE EMPLOYMENT IN THE UNITED STATES, 2011–2016

	2011–2016						Percent Change	States Ranked by	
	2011	2012	2013	2014	2015	2016		2011–2016	Percent Change
<b>Total</b>	461,900	456,500	465,600	457,700	458,200	471,000	2%		
Alabama	3,200	3,100	3,700	3,000	2,400	2,500	-22%	1. South Dakota	100%
Alaska	300	300	400	300	300	500	67%	2. New Hampshire	75%
Arizona	7,100	6,800	6,900	7,200	7,900	8,800	24%	3. Alaska	67%
Arkansas	4,700	4,600	4,600	4,800	4,700	4,800	2%	4. Minnesota	59%
California	64,400	65,500	66,500	67,200	69,600	72,000	12%	5. Tennessee	56%
Colorado	6,500	5,600	5,800	5,600	5,600	5,800	-11%	6. New Mexico	38%
Connecticut	7,600	7,100	6,500	6,600	7,400	8,100	7%	7. Oregon	36%
Delaware	2,700	1,800	1,900	1,700	1,700	1,300	-52%	8. Washington	34%
District of Columbia	1,400	1,400	1,400	1,300	1,600	1,600	14%	9. Arizona	24%
Florida	20,900	19,100	19,700	20,300	19,600	20,000	-4%	10. Mississippi	20%
Georgia	12,300	11,800	12,000	12,700	12,900	13,400	9%	11. Maine	19%
Hawaii	1,000	1,200	1,000	900	800	800	-20%	12. Virginia	17%
Idaho	1,100	1,100	1,100	1,000	1,000	900	-18%	13. Utah	16%
Illinois	20,500	19,800	19,900	19,400	22,000	21,700	6%	14. Ohio	15%
Indiana	8,900	8,700	9,100	10,800	11,200	8,400	-6%	15. District of Columbia	14%
Iowa	3,000	3,000	3,000	3,000	3,000	3,100	3%	16. California	12%
Kansas	6,400	6,300	6,300	6,400	6,500	6,800	6%	17. Missouri	11%
Kentucky	5,900	6,000	5,900	6,600	6,100	6,300	7%	18. Maryland	10%
Louisiana	4,800	4,500	4,900	3,800	3,700	3,700	-23%	19. Georgia	9%
Maine	2,100	2,300	2,400	2,300	2,400	2,500	19%	20. Michigan	9%
Maryland	6,900	6,600	6,700	6,800	7,700	7,600	10%	21. Wisconsin	9%
Massachusetts	12,500	11,800	12,600	13,900	12,900	13,200	6%	22. Kentucky	7%
Michigan	9,100	8,900	9,000	9,400	9,600	9,900	9%	23. Connecticut	7%
Minnesota	4,600	5,000	5,000	5,300	6,300	7,300	59%	24. Kansas	6%
Mississippi	1,500	1,900	1,900	1,700	1,700	1,800	20%	25. Illinois	6%
Missouri	8,300	8,200	8,800	9,000	8,900	9,200	11%	26. Massachusetts	6%
Montana	400	300	300	300	300	300	-25%	27. Nevada	5%
Nebraska	2,100	2,200	2,200	2,200	2,200	2,100	0%	28. South Carolina	4%
Nevada	2,200	1,800	1,800	2,000	2,300	2,300	5%	29. Iowa	3%
New Hampshire	2,400	2,800	3,700	3,600	2,900	4,200	75%	30. Arkansas	2%
New Jersey	34,000	34,800	34,500	32,800	28,300	31,000	-9%	31. Pennsylvania	1%
New Mexico	800	1,400	1,300	1,200	1,200	1,100	38%	32. Nebraska	0%
New York	38,700	36,100	39,500	38,000	38,500	38,700	0%	32. New York	0%
North Carolina	19,800	19,400	19,500	20,400	18,700	18,800	-5%	34. Florida	-4%
North Dakota	700	900	800	400	300	300	-57%	35. North Carolina	-5%
Ohio	17,100	17,100	17,700	17,700	19,200	19,700	15%	36. Indiana	-6%
Oklahoma	4,500	4,600	4,700	3,600	3,500	3,600	-20%	37. New Jersey	-9%
Oregon	4,200	3,900	4,000	4,500	5,300	5,700	36%	38. Colorado	-11%
Pennsylvania	19,600	19,200	18,100	18,600	19,300	19,800	1%	39. West Virginia	-12%
Rhode Island	1,000	900	1,000	900	800	800	-20%	40. Idaho	-18%
South Carolina	6,700	7,000	7,000	7,200	6,900	7,000	4%	41. Hawaii	-20%
South Dakota	300	400	500	500	500	600	100%	41. Oklahoma	-20%
Tennessee	4,300	5,800	5,500	5,600	6,300	6,700	56%	41. Rhode Island	-20%
Texas	43,800	42,900	41,600	35,300	32,000	33,000	-25%	44. Alabama	-22%
Utah	3,200	3,300	3,600	3,600	3,700	3,700	16%	45. Louisiana	-23%
Vermont	1,500	1,200	1,100	1,100	1,000	1,000	-33%	46. Texas	-25%
Virginia	8,600	8,400	8,800	8,400	9,400	10,100	17%	47. Montana	-25%
Washington	3,800	3,400	3,600	3,600	5,000	5,100	34%	48. Vermont	-33%
West Virginia	1,700	1,700	1,700	1,500	1,500	1,500	-12%	49. Delaware	-52%
Wisconsin	8,100	8,500	8,800	8,600	8,500	8,800	9%	50. North Dakota	-57%
Wyoming	800	900	800	300	300	300	-63%	51. Wyoming	-63%

Note: Rankings are based on exact data.

## APPENDIX: SWISS COMPANIES AND THEIR AFFILIATES IN THE UNITED STATES, 2019

Number of Swiss Companies per State		States Ranked by Number of Swiss Companies		Number of Swiss Affiliates per State		States Ranked by Number of Swiss Affiliates	
Alabama	23	1. California	120	Alabama	33	1. California	420
Alaska	7	2. New York	110	Alaska	9	2. Texas	337
Arizona	28	3. Illinois	94	Arizona	62	3. New York	233
Arkansas	12	4. Texas	87	Arkansas	21	4. Florida	222
California	120	5. Florida	71	California	420	5. Illinois	212
Colorado	42	6. Georgia	64	Colorado	99	6. Massachusetts	149
Connecticut	41	7. Pennsylvania	60	Connecticut	63	7. Michigan	136
Delaware	12	8. Massachusetts	58	Delaware	14	8. New Jersey	135
District of Columbia	23	8. North Carolina	58	District of Columbia	27	9. Ohio	134
Florida	71	10. Michigan	57	Florida	222	10. Pennsylvania	119
Georgia	64	11. New Jersey	56	Georgia	105	11. North Carolina	110
Hawaii	13	12. Ohio	49	Hawaii	17	12. Georgia	105
Idaho	7	13. Virginia	44	Idaho	9	13. Minnesota	102
Illinois	94	14. Colorado	42	Illinois	212	14. Colorado	99
Indiana	26	15. Connecticut	41	Indiana	57	15. Virginia	88
Iowa	13	16. South Carolina	33	Iowa	21	16. Maryland	83
Kansas	16	17. Minnesota	32	Kansas	27	17. Louisiana	76
Kentucky	21	18. Wisconsin	30	Kentucky	32	18. Tennessee	72
Louisiana	26	19. Tennessee	29	Louisiana	76	19. Wisconsin	65
Maine	8	20. Arizona	28	Maine	17	20. Connecticut	63
Maryland	24	20. Nevada	28	Maryland	83	21. Arizona	62
Massachusetts	58	22. Indiana	26	Massachusetts	149	22. Indiana	57
Michigan	57	22. Louisiana	26	Michigan	136	23. Nevada	56
Minnesota	32	24. Washington	25	Minnesota	102	24. Missouri	55
Mississippi	11	25. Maryland	24	Mississippi	23	25. South Carolina	54
Missouri	20	26. Alabama	23	Missouri	55	26. Washington	47
Montana	6	26. District of Columbia	23	Montana	9	27. Oklahoma	36
Nebraska	14	28. Kentucky	21	Nebraska	18	28. Alabama	33
Nevada	28	28. Oklahoma	21	Nevada	56	29. Kentucky	32
New Hampshire	16	30. Missouri	20	New Hampshire	31	30. New Hampshire	31
New Jersey	56	31. Oregon	18	New Jersey	135	31. District of Columbia	27
New Mexico	13	32. Kansas	16	New Mexico	16	31. Kansas	27
New York	110	32. New Hampshire	16	New York	233	33. Oregon	25
North Carolina	58	34. Nebraska	14	North Carolina	110	34. North Dakota	24
North Dakota	8	35. Hawaii	13	North Dakota	24	35. Mississippi	23
Ohio	49	35. Iowa	13	Ohio	134	36. Arkansas	21
Oklahoma	21	35. New Mexico	13	Oklahoma	36	36. Iowa	21
Oregon	18	38. Arkansas	12	Oregon	25	36. Utah	21
Pennsylvania	60	38. Delaware	12	Pennsylvania	119	39. Nebraska	18
Rhode Island	8	40. Mississippi	11	Rhode Island	8	39. West Virginia	18
South Carolina	33	40. Utah	11	South Carolina	54	41. Hawaii	17
South Dakota	5	40. West Virginia	11	South Dakota	9	41. Maine	17
Tennessee	29	43. Maine	8	Tennessee	72	43. New Mexico	16
Texas	87	43. North Dakota	8	Texas	337	44. Delaware	14
Utah	11	43. Rhode Island	8	Utah	21	45. Vermont	12
Vermont	8	43. Vermont	8	Vermont	12	46. Alaska	9
Virginia	44	47. Alaska	7	Virginia	88	46. Idaho	9
Washington	25	47. Idaho	7	Washington	47	46. Montana	9
West Virginia	11	49. Montana	6	West Virginia	18	46. South Dakota	9
Wisconsin	30	50. South Dakota	5	Wisconsin	65	50. Rhode Island	8
Wyoming	4	51. Wyoming	4	Wyoming	5	51. Wyoming	5
<b>Total</b>	<b>1621</b>			<b>Total</b>	<b>3773</b>		

Source: Swiss Business Mapping  
Note: Company counts may differ from the number of companies listed on state overview pages in order to keep the confidentiality of some companies.

# METHODOLOGY

*Swiss Economic Impact in the United States: Creating Jobs and Supporting the U.S. Economy* is based mostly on current U.S. government data from two primary sources when Content First prepared this report in April 2019.

## Data on U.S. Affiliates of Foreign Companies

The U.S. Department of Commerce's Bureau of Economic Analysis (BEA) produces comprehensive national and state data on the activities of affiliates of foreign-owned companies operating in the United States. The data, widely recognized to be the world's most comprehensive and accurate, are obtained from mandatory surveys required under the authority of the International Investment and Trade in Services Survey Act (initially enacted in 1976 and amended in 1948 and 1990). BEA released its more recent data for 2016 in November 2018.

BEA conducts mandatory surveys of foreign-owned U.S. affiliates, and it also surveys the operations of U.S. multinational firms. The results provide detailed information on a variety of financial and economic indicators, including employment, trade in goods and services, sales, and R&D expenditures.

The national and state statistics in this report cover U.S. affiliates that are majority-owned by foreign parent companies (e.g., Swiss companies). A majority-owned foreign affiliate is a U.S. affiliate that is unambiguously under foreign control, which is more than 50 percent owned by foreign investors.

For each subsidiary, BEA requests information on both the foreign parent (i.e., the foreign business that undertakes the foreign direct investment) and the ultimate beneficial owner (UBO). An affiliate's UBO is defined to be that person, proceeding up the affiliate's ownership chain, beginning with and including the foreign parent, that is not owned more than 50 percent by another person. The UBO of each U.S. affiliate is identified to ascertain the person who ultimately controls the U.S. affiliate and who therefore ultimately derives the benefits from ownership or control. In many instances, the foreign parent and the UBO are the same entity.

## Foreign Direct Investment

In this report, foreign direct investment in the United States is shown on an historical-cost basis through 2018, the latest available statistics at the time of publication in October 2019, or cost at time of investment. The United States defines FDIUS (inward investment) as the ownership or control, directly or indirectly, by one foreign entity of a 10 percent or more ownership share of an incorporated or unincorporated U.S. business enterprise.

## Swiss Direct Investment Abroad

Statistics on Swiss direct investment abroad were collected by the Embassy of Switzerland from the Swiss National Bank and the Organisation for Economic Co-operation and Development. Data are shown on a cumulative, book value (or historical-cost) basis.



# METHODOLOGY

## Swiss Companies and Their Affiliates

The Embassy of Switzerland provided statistics on the names and number of Swiss companies and their affiliates in the United States using its Swiss Business Mapping database.

## Data on Merchandise and Services Trade

The U.S. Census Bureau publishes comprehensive trade data. BEA performs that function for exports and imports of services. Statistics on goods exports and imports, nationally and by state, are the latest full-year trade statistics from the Department of Commerce at the time of publication. These statistics are reported on a Census basis. USA Trade Online is the source of data on goods trade for individual countries, trade or economic groups, geographic regions, and states. Trade data were downloaded in April 2019 and may differ slightly from later revisions.

Services exports through cross-border trade and services supplied to customers overseas through foreign affiliates of U.S. companies are from BEA's October 2018 Survey of Current Business.

## Total Jobs Supported by Swiss Trade and Investment

Total jobs supported by Swiss trade and investment in the United States is the sum of three components:

- (1) Jobs supported by Swiss affiliates in the United States as reported by BEA in its annual report on the activities of affiliates of foreign-owned companies in the United States;
- (2) Jobs supported by goods exports as calculated from Jobs Supported by Export Destination, a U.S. Department of Commerce study that estimated 72,745 U.S. jobs were supported by goods exports to Switzerland. This estimate is preliminary. Each state's percentage of total merchandise exports to Switzerland are used to apportion those jobs; and
- (3) Jobs supported by services exports as based on the same U.S. Department of Commerce study that shows 198,595 U.S. jobs were supported by services exports to Switzerland. State employment supported by services exports is estimated using the share of services workers in each state. State services employment data are from the Bureau of Labor Statistics' Quarterly Census of Employment and Wages.

## Swiss Ancestry

Statistics on Swiss ancestry are from the United States Census Bureau's 2013–2017 American Community Survey (ACS) five-year estimate.

# SWISS BUSINESS HUB USA

The Swiss Business Hub USA (SBH USA) is the U.S.-based representative of the official international trade and investment promotion agency Switzerland Global Enterprise (S-GE). A part of the Embassy of Switzerland in the U.S., it is responsible for implementing Swiss export strategies in the U.S. and for promoting Switzerland as a business location.

## About Us

We support small and medium-sized enterprises from Switzerland and Liechtenstein expanding their market presence in the U.S. We also provide free advice to U.S. companies looking to create a subsidiary or establish partnerships in Switzerland.

As part of the Embassy of Switzerland and with close relationships with Swiss business and academic stakeholders, the SBH USA can draw on selected networks in both Switzerland and the U.S.

With a client-centered attitude and the flexibility to offer tailor-made services, the SBH USA is uniquely positioned to meet and support your business requirements.

## Specific Areas of Expertise

The SBH USA provides support to most industries. We have nevertheless identified specific areas of interest. These include, but are not limited to, life sciences, ICT, fintech, food and beverage, FMCG, MEM as well as cleantech.

## Switzerland Global Enterprise

S-GE works all over the world to support entrepreneurs and promote Switzerland as a business location. S-GE is represented abroad by the Swiss Business Hubs. The majority of these local teams are based at a Swiss Embassy or Swiss Consulate General.

The Swiss Business Hub is the key contact point for Swiss and Liechtenstein small and medium-sized enterprises (SMEs) looking for export opportunities in the U.S. market.

The Hub's services include:

- › Market information and support
- › Detailed market and product analysis
- › Search for distributors, local representatives and partners and support for the establishment of communication channels
- › B2B / B2C sales pipeline development
- › Individual consulting and coaching of SMEs
- › Site location evaluation
- › Organization of events and fact-finding missions for Swiss companies, associations and official delegations

The Swiss Business Hub proactively contacts and informs U.S.-based companies about the key advantages of Switzerland as a business and investment location. In close collaboration with cantonal and regional business promotion agencies in Switzerland as well as private-sector partners, the Hub supports foreign investors with the following services:

- › Communicating Switzerland's unique selling points that relate to their business and industry
- › Facilitating contact to regional and cantonal economic development agencies
- › Connecting with research centers and universities
- › Meeting legal and administrative requirements
- › Obtaining work and residence permits
- › Defining the ideal corporate structure and explaining the Swiss tax system

All Swiss Business Hubs have a first-rate network of contacts both in the host country and in Switzerland and are part of a Swiss Embassy or Consulate General.

## Export Promotion

Are you interested in exporting your products to the U.S.?

More information

[s-ge.com/export](https://s-ge.com/export)

## Investment Promotion

Are you interested in expanding your business to Switzerland?

More information

[s-ge.com/invest](https://s-ge.com/invest)

# SWISS BUSINESS HUB USA

## Swiss Business Hub USA

633 Third Avenue | 30th Floor  
New York | NY 10017

Caroline Blaser  
Head SBH USA  
caroline.blaser@eda.admin.ch  
+1 917 289 9907

Stewart Tipson  
Head of Export Promotion  
stewart-kurt.tipson@eda.admin.ch  
+1 917 289 9928

Daniel Bangser  
Deputy Head Investment Promotion  
daniel.bangser@eda.admin.ch  
+1 917 289 9932

Lisette Mury  
Office Manager  
lisette.muery@eda.admin.ch  
+1 917 289 9877

## San Francisco Office

Pier 17 | Suite 600  
San Francisco | CA 94104

Christoph Besmer  
Head of Investment Promotion  
christoph.besmer@eda.admin.ch  
+1 917 289 9950

Karine Wittmer  
Trade Commissioner  
karine.wittmer@eda.admin.ch  
+1 917 289 9939

Lina Rohrbach  
Trade Commissioner  
lina.rohrbach@eda.admin.ch  
+1 917 289 9925

## Los Angeles Office

Christoph Besmer  
Head of Investment Promotion  
christoph.besmer@eda.admin.ch  
+1 917 289 9950

## Atlanta Office

Two Midtown Plaza | 1349 W. Peachtree  
Street | Suite 1000  
Atlanta | GA 30309

Kimberly Shulman  
Trade Commissioner  
kimberly.shulman@eda.admin.ch  
+1 917 289 9973

## Boston Office

420 Broadway  
Cambridge | MA 02138

Sean Powers  
Investment Promotion  
sean-michael.powers@eda.admin.ch  
+1 917 244 8368



Schweizerische Eidgenossenschaft  
Confédération suisse  
Confederazione Svizzera  
Confederaziun svizra

Consulate General of Switzerland  
**Swiss Business Hub USA**

 **SWITZERLAND  
GLOBAL  
ENTERPRISE**  
enabling new business

**Switzerland.**   
Trade & Investment Promotion.





Schweizerische Eidgenossenschaft  
Confédération suisse  
Confederazione Svizzera  
Confederaziun svizra

**Embassy of Switzerland  
in the United States of America**

#### **Published by**

Embassy of Switzerland in the United States of America  
2900 Cathedral Avenue, N.W., Washington, D.C. 20008  
[www.swissemb.org](http://www.swissemb.org)  
[was.info@eda.admin.ch](mailto:was.info@eda.admin.ch)

#### **Acknowledgments**

The Embassy of Switzerland would like to thank the Swiss Business Hub USA for its support and all the Swiss companies that contributed information to this report.

#### **Statistical Research and Reporting**

Content First LLC, Washington, D.C.  
[www.contentfirst.com](http://www.contentfirst.com)  
[info@contentfirst.com](mailto:info@contentfirst.com)

#### **Design and Layout**

Visual Communication FDFA, Bern, Switzerland  
Embassy of Switzerland, Washington, D.C.  
Content First LLC, Washington, D.C.

#### **Printing**

Gabro Printing & Graphics, Virginia

This report is available at [www.swissemb.org](http://www.swissemb.org)

Washington, D.C., January 2020